

Totalparts®

IMPULSORES



Catálogo 2015

Totalparts® IMPULSORES

La nueva línea de impulsores Total Parts es una de las más completas en el mercado de servicio pesado y ligero con un extenso número de aplicaciones.

IMPULSOR 100% NUEVO

- CALIDAD Y DURABILIDAD EN TRABAJO EXTREMO
- DIENTES REFORZADOS
- RESORTES CON PRECISIÓN CALIBRADA

245

Números de parte

189

Servicio ligero

48

Servicio pesado

8

Engranes para Impulsor



INDICE GENERAL IMPULSORES

SISTEMA BOSCH	PAG. 2
SISTEMA CHRYSLER	PAG. 9
SISTEMA DELCO	PAG. 10
SISTEMA FIAT	PAG. 15
SISTEMA FORD	PAG. 15
SISTEMA HITACHI	PAG. 16
SISTEMA ISKRA	PAG. 20
SISTEMA LUCAS	PAG. 20
SISTEMA MITSUBA	PAG. 20
SISTEMA MITSUBISHI	PAG. 20
SISTEMA NIPPONDENSO	PAG. 23
SISTEMA PRESTOLITE	PAG. 26
SISTEMA RENAULT DUCELLIER	PAG. 27
SISTEMA VISTEON	PAG. 27
SISTEMA VALEO	PAG. 27
REPUESTOS	PAG. 29

NPC
39445

REFERENCIA TIM
402
OEM
9001043180
ZEN
1.01.0676.0
WAI

9
10
74mm
INTERNO 12 mm
ENGRANE 25.8 mm
CLUTCH 47.5 mm
GIRO DER.



IMPULSOR TOTALPARTS BOSCH CHEVROLET 180 9 DTS.(676)

BOSCH

NPC
39458

REFERENCIA TIM
702A
OEM
F000AL1683
ZEN
1.01.0976.0
WAI
54-91103

9
10
47mm
INTERNO 12 mm
ENGRANE 25.8 mm
CLUTCH 48 mm
GIRO DER.



IMPULSOR TOTALPARTS BOSCH CHEVROLET CHEVY 9 DTS.(976)

BOSCH

NPC
39483

REFERENCIA TIM
1837
OEM
F000AL1679
ZEN
1.01.0837.0
WAI

9
10
58.5mm
INTERNO 12 mm
ENGRANE 25.8 mm
CLUTCH 48 mm
GIRO DER.



IMPULSOR TOTALPARTS BOSCH CHEVROLET CHEVY LUV PICK UP 9 DTS.(837)

BOSCH

NPC
39448

REFERENCIA TIM
1745
OEM
9001081033
ZEN
1.01.0745.0
WAI

9
10
53.5mm
INTERNO 12 mm
ENGRANE 25.8 mm
CLUTCH 47.5 mm
GIRO DER.



IMPULSOR TOTALPARTS BOSCH CHEVROLET VECTRA, PEUGEOT 306 9 DTS(745)

BOSCH

NPC
39621

REFERENCIA TIM
9618
OEM
1006209807
ZEN
1.01.1619.0
WAI

9
16
46mm
INTERNO 11 mm
ENGRANE 25.8 mm
CLUTCH 46.5 mm
GIRO DER.



IMPULSOR TOTALPARTS BOSCH CHEVROLET CORSA, MERIVA 9 DTS(1619)

BOSCH

NPC
39452

REFERENCIA TIM
1596
OEM
1006209573
ZEN
1.01.0482.0
WAI
54-9140

9
10
58.5mm
INTERNO 12 mm
ENGRANE 25.8 mm
CLUTCH 47.5 mm
GIRO DER.



IMPULSOR TOTALPARTS BOSCH CHRYSLER BOCA ANCHA 9 DTS.(482)

BOSCH

NPC
39480

REFERENCIA TIM
424
OEM
9008047011
ZEN
1.01.1470.0
WAI
54-91114

10
10
58mm
INTERNO 12 mm
ENGRANE 33 mm
CLUTCH 48 mm
GIRO DER.



IMPULSOR TOTALPARTS BOSCH CHRYSLER CAMIONES 10 DTS.(1470)

BOSCH

NPC
39450

REFERENCIA TIM
737
OEM
1006209527
ZEN
1.01.0532.0
WAI
54-9144

9
10
58.5mm
INTERNO 11 mm
ENGRANE 25.8 mm
CLUTCH 47.5 mm
GIRO DER.



IMPULSOR TOTALPARTS BOSCH CHRYSLER CARAVAN, DAKOTA 9 DTS(532)

BOSCH

NPC
39451

REFERENCIA TIM
735
OEM
1006209561
ZEN
1.01.0641.0
WAI
54-9159

9
10
58.5mm
INTERNO 11 mm
ENGRANE 25.8 mm
CLUTCH 47.5 mm
GIRO DER.



IMPULSOR TOTALPARTS BOSCH CHRYSLER VOYAGER 9 DTS.(641)

BOSCH

NPC
39482
REFERENCIA TIM
9616
OEM
6004AH5018
ZEN
1.01.1478.0
WAI
54-91115

8
10
47mm
INTERNO 11 mm
ENGRANE 27.5 mm
CLUTCH 47 mm
GIRO DER.



IMPULSOR TOTALPARTS BOSCH DODGE NEON 00--> 2.0L 8 DTS.(1478)

BOSCH

NPC
39473
REFERENCIA TIM
9613
OEM
1006209613
ZEN
1.01.0852.0
WAI
54-9160

8
16
54mm
INTERNO 11 mm
ENGRANE 28 mm
CLUTCH 48 mm
GIRO IZQ.



IMPULSOR TOTALPARTS BOSCH DODGE NEON 95-96 2.0L 8 DTS.(852)

BOSCH

NPC
39488
REFERENCIA TIM
9617
OEM
1006209794
ZEN
1.01.1545.0
WAI

8
10
48mm
INTERNO 11 mm
ENGRANE 27.2 mm
CLUTCH 47.4 mm
GIRO DER.



IMPULSOR TOTALPARTS BOSCH DODGE NEON 97-99 2.0L 8 DTS.(1545)

BOSCH

NPC
40137
REFERENCIA TIM
1754
OEM
1006209661
ZEN
1.01.1485.0
WAI
54-9196

10
16
70
INTERNO 12
ENGRANE 27.94
CLUTCH 50.5
GIRO DER.



IMPULSOR TOTALPARTS BOSCH DODGE SPRINTER, 10 DTS (1485)

BOSCH

NPC
39475
REFERENCIA TIM
608
OEM
1006209541
ZEN
1.01.0800.0
WAI
54-9136

11
10
58.5mm
INTERNO 12 mm
ENGRANE 29.5 mm
CLUTCH 54 mm
GIRO DER.



IMPULSOR TOTALPARTS BOSCH FIAT DUCATO, HYUNDAI ELANTRA, PEUGEOT 206, 306, 307, 505, 406 BOXER

BOSCH

NPC
39456
REFERENCIA TIM
1528
OEM
2006209466
ZEN
1.01.0528.0
WAI
54-91132

12
10
74mm
INTERNO 14.3 mm
ENGRANE 46.3 mm
CLUTCH 60 mm
GIRO DER.



IMPULSOR TOTALPARTS BOSCH FORD DIESEL 2.5L 12 DTS.(528)

BOSCH

NPC
39476
REFERENCIA TIM
1938
OEM
1006209629
ZEN
1.01.0938.0
WAI
54-91178

10
10
48.5mm
INTERNO 12 mm
ENGRANE 27 mm
CLUTCH 47 mm
GIRO DER.



IMPULSOR TOTALPARTS BOSCH FORD FIESTA STD 10 DTS.(938)

BOSCH

NPC
39471
REFERENCIA TIM
9560
OEM
1006209560
ZEN
1.01.0962.0
WAI
54-9189

10
10
59mm
INTERNO 12 mm
ENGRANE 26.8 mm
CLUTCH 54 mm
GIRO DER.



IMPULSOR TOTALPARTS BOSCH FORD MONDEO, FIESTA 10 DTS(962)

BOSCH

NPC
39444
REFERENCIA TIM
827
OEM
F000AL2108
ZEN
1.01.0575
WAI
54-9127

10
10
58.5mm
INTERNO 12 mm
ENGRANE 27.8 mm
CLUTCH 47.5 mm
GIRO DER.



IMPULSOR TOTALPARTS BOSCH FORD PICK UP 94-> PMGR 10 DTS.(575)

BOSCH

NPC
39467

REFERENCIA TIM
418
OEM
9001042255
ZEN
1.01.0672.0
WAI

- 9
- 10
- 58.5mm
- INTERNO 12 mm
- ENGRANE 25.8 mm
- CLUTCH 48 mm
- GIRO DER.



IMPULSOR TOTALPARTS BOSCH FORD TOPAZ, GHIA 9 DTS.(672)

BOSCH

NPC
39442

REFERENCIA TIM
413A
OEM
1006209437
ZEN
1.01.0220.0
WAI

- 10
- 10
- 64mm
- INTERNO 12 mm
- ENGRANE 26.8 mm
- CLUTCH 47.5 mm
- GIRO DER.



IMPULSOR TOTALPARTS BOSCH FORD, CHEVROLET, DODGE 10 DTS

BOSCH

NPC
39441

REFERENCIA TIM
405
OEM
9001043103
ZEN
1.01.0653.0
WAI

- 9
- 10
- 64mm
- INTERNO 12 mm
- ENGRANE 25.8 mm
- CLUTCH 47.5 mm
- GIRO DER.



IMPULSOR TOTALPARTS BOSCH FORD, CHEVROLET, DODGE TIPO 103 9 DTS

BOSCH

NPC
39465

REFERENCIA TIM
413
OEM
9001043178
ZEN
1.01.0139.0
WAI
54-9130

- 9
- 10
- 64mm
- INTERNO 12 mm
- ENGRANE 25.8 mm
- CLUTCH 48 mm
- GIRO DER.



IMPULSOR TOTALPARTS BOSCH FORD, CHEVROLET, DODGE TIPO 178 9 DTS

BOSCH

NPC
39489

REFERENCIA TIM
439
OEM
9002453077
ZEN
1.01.0497.0
WAI
54-9114

- 10
- 10
- 91mm
- INTERNO 14.3 mm
- ENGRANE 32 mm
- CLUTCH 60 mm
- GIRO DER.



IMPULSOR TOTALPARTS BOSCH JOHN DEERE 10 DTS (497)

BOSCH

NPC
39460

REFERENCIA TIM
1937
OEM
1006209678
ZEN
1.01.1031.0
WAI

- 10
- 10
- 49mm
- INTERNO 12 mm
- ENGRANE 28 mm
- CLUTCH 47 mm
- GIRO DER.



IMPULSOR TOTALPARTS BOSCH MERCEDES BENZ SPRINTER DIESEL 10 DTS(1031)

BOSCH

NPC
39455

REFERENCIA TIM
436
OEM
9001083436
ZEN
1.01.0105.0
WAI
54-9108

- 9
- 10
- 91mm
- INTERNO 14.3 mm
- ENGRANE 34.7 mm
- CLUTCH 60 mm
- GIRO DER.



IMPULSOR TOTALPARTS BOSCH MERCEDES BENZ 9 DTS.(105)

BOSCH

NPC
39487

REFERENCIA TIM
3006
OEM
9002336236
ZEN
1.01.1038.0
WAI
54-91130

- 9
- 10
- 83mm
- INTERNO 14.3 mm
- ENGRANE 34.8 mm
- CLUTCH 60 mm
- GIRO DER.



IMPULSOR TOTALPARTS BOSCH MERCEDES BENZ ECOPOWER 9 DTS.(1038)

BOSCH

NPC
39470

REFERENCIA TIM
3006
OEM
9002336230
ZEN
1.01.0929.0
WAI
54-9192

- 11
- 10
- 62mm
- INTERNO 12 mm
- ENGRANE 35.4 mm
- CLUTCH 54.5 mm
- GIRO DER.



IMPULSOR TOTALPARTS BOSCH MOTOR INDUSTRIAL DEUTZ 11 DTS(929)

BOSCH

NPC 39438
REFERENCIA TIM 1303
OEM 9001083471
ZEN 1.01.0303.0
WAI

- 12
- 10
- 94mm
- INTERNO 14.3 mm
- ENGRANE 46 mm
- CLUTCH 60 mm
- GIRO DER.



IMPULSOR TOTALPARTS BOSCH NAVISTAR 12 DTS. (303)

BOSCH

NPC 39486
REFERENCIA TIM 1462
OEM 2006209499
ZEN 1.01.0419.0
WAI 54-9153

- 10
- 10
- 91mm
- INTERNO 14.3 mm
- ENGRANE 39 mm
- CLUTCH 60 mm
- GIRO DER.



IMPULSOR TOTALPARTS BOSCH NEW HOLLAND 10 DTS TIPO 462

BOSCH

NPC 39457
REFERENCIA TIM 742
OEM 1006209607
ZEN 1.01.0998.0
WAI 54-91113

- 9
- 10
- 47mm
- INTERNO 12 mm
- ENGRANE 29.5 mm
- CLUTCH 47 mm
- GIRO DER.



IMPULSOR TOTALPARTS BOSCH NISSAN D21 2.4L 9 DTS.(998)

BOSCH

NPC 39468
REFERENCIA TIM 406
OEM 9001042060
ZEN 1.01.0673.0
WAI

- 11
- 10
- 64mm
- INTERNO 12 mm
- ENGRANE 34.5 mm
- CLUTCH 48 mm
- GIRO DER.



IMPULSOR TOTALPARTS BOSCH NISSAN SEDAN 11 DTS.(673)

BOSCH

NPC 39477
REFERENCIA TIM 9614
OEM F000AL2000
ZEN 1.01.1467.0
WAI

- 8
- 10
- 66.5mm
- INTERNO 12 mm
- ENGRANE 27.2 mm
- CLUTCH 47 mm
- GIRO IZQ.



IMPULSOR TOTALPARTS BOSCH NISSAN SENTRA, TSURU 8 DTS(1467)

BOSCH

NPC 39478
REFERENCIA TIM 9615
OEM 1006209615
ZEN 1.01.1478.0
WAI 54-91115

- 8
- 10
- 47mm
- INTERNO 12 mm
- ENGRANE 27 mm
- CLUTCH 47 mm
- GIRO DER.



IMPULSOR TOTALPARTS BOSCH NISSAN TSURU 8 DTS. TIPO 615

BOSCH

NPC 39447
REFERENCIA TIM 420
OEM 9001042189
ZEN 1.01.0701.0
WAI

- 9
- 10
- 75mm
- INTERNO 12 mm
- ENGRANE 29.5 mm
- CLUTCH 47.5 mm
- GIRO IZQ.



IMPULSOR TOTALPARTS BOSCH NISSAN TSURU 9 DTS. TIPO 189

BOSCH

NPC 39479
REFERENCIA TIM 679A
OEM 1006209753
ZEN
WAI

- 9
- 10
- 67mm
- INTERNO 12 mm
- ENGRANE 25.8 mm
- CLUTCH 47 mm
- GIRO IZQ.



IMPULSOR TOTALPARTS BOSCH NISSAN TSURU GS 93-97 9 DTS.

BOSCH

NPC 39453
REFERENCIA TIM 739
OEM 1007010045
ZEN 1.01.0579.0
WAI 54-9175

- 9
- 10
- 58.8mm
- INTERNO 12 mm
- ENGRANE 25.8 mm
- CLUTCH 47.5 mm
- GIRO IZQ.










IMPULSOR TOTALPARTS BOSCH NISSAN TSURU, TSUBAME 93 9 DTS(798)

BOSCH

NPC
39464

REFERENCIA TIM 430
OEM 2006209443
ZEN 1.01.0661.0
WAI 54-9184

-  10
-  10
-  91mm
-  INTERNO 14.3mm
-  ENGRANE 39.4mm
-  CLUTCH 60mm
-  GIRO DER.










IMPULSOR TOTALPARTS BOSCH PERKINS 443 10 DTS.(661)

BOSCH

NPC
39481

REFERENCIA TIM 3008
OEM 6033AD0304
ZEN 1.01.1179.0
WAI

-  11
-  10
-  83mm
-  INTERNO 14.2mm
-  ENGRANE 40.5mm
-  CLUTCH 60mm
-  GIRO DER.










IMPULSOR TOTALPARTS BOSCH VOLVO AUTOBUS Y CAMIONES 11 DTS.(1179)

BOSCH

NPC
39469

REFERENCIA TIM 1648
OEM 1006209621
ZEN 1.01.0937.0
WAI

-  10
-  16
-  80.5mm
-  INTERNO 11mm
-  ENGRANE 27.8mm
-  CLUTCH 51mm
-  GIRO IZQ.










IMPULSOR TOTALPARTS BOSCH VW BEETLE, BORA, POLO 10 DTS(937)

BOSCH

NPC
39474

REFERENCIA TIM 1645
OEM 1007010105
ZEN 1.01.1108.0
WAI

-  9
-  16
-  80.5mm
-  INTERNO 11mm
-  ENGRANE 25.8mm
-  CLUTCH 47.9mm
-  GIRO IZQ.










IMPULSOR TOTALPARTS BOSCH VW BORA, TRANSPORTER 2.0L 9 DTS(1108)

BOSCH

NPC
39440

REFERENCIA TIM 404
OEM 9001082669
ZEN 1.01.0323.0
WAI 54-9100

-  9
-  10
-  62mm
-  INTERNO 11mm
-  ENGRANE 25.8mm
-  CLUTCH 47.5mm
-  GIRO IZQ.










IMPULSOR TOTALPARTS BOSCH VW CARIBE STD. 9 DTS.(323)

BOSCH

NPC
39491

REFERENCIA TIM 403
OEM 9001042032
ZEN 1.01.0229.0
WAI 54-9133

-  9
-  10
-  74mm
-  INTERNO 11mm
-  ENGRANE 25.8mm
-  CLUTCH 47.5mm
-  GIRO IZQ.










IMPULSOR TOTALPARTS BOSCH VW COMBI 1600 9 DTS.(229)

BOSCH

NPC
39463

REFERENCIA TIM 416
OEM 9001042263
ZEN 1.01.0703.0
WAI

-  9
-  10
-  68mm
-  INTERNO 11mm
-  ENGRANE 25.8mm
-  CLUTCH 47.5mm
-  GIRO IZQ.










IMPULSOR TOTALPARTS BOSCH VW COMBI 1800 9 DTS.(703)

BOSCH

NPC
39472

REFERENCIA TIM 1680
OEM 1006209680
ZEN 1.01.1069.0
WAI 54-9197

-  10
-  16
-  81mm
-  INTERNO 11mm
-  ENGRANE 28mm
-  CLUTCH 48mm
-  GIRO IZQ.










IMPULSOR TOTALPARTS BOSCH VW GOLF, FOX, POLO 10 DTS.(1069)

BOSCH

NPC
39466

REFERENCIA TIM 417
OEM 9001042299
ZEN 1.01.0702.0
WAI

-  9
-  10
-  58.5mm
-  INTERNO 11mm
-  ENGRANE 25.8mm
-  CLUTCH 48mm
-  GIRO IZQ.



IMPULSOR TOTALPARTS BOSCH VW GOLF, JETTA A2 STD. 9 DTS.(702)

BOSCH

NPC
39446

REFERENCIA TIM
737L
OEM
1006209916
ZEN
1.01.0799.0
WAI
54-9167

9
10
55.5mm
INTERNO 12 mm
ENGRANE 25.8 mm
CLUTCH 47.5 mm
GIRO IZQ.



IMPULSOR TOTALPARTS BOSCH VW GOLF, JETTA A3 9 DTS.(799)

BOSCH

NPC
39449

REFERENCIA TIM
1040
OEM
1006209917
ZEN
1.01.0729.0
WAI
54-9171

10
10
76.5mm
INTERNO 12 mm
ENGRANE 27.8 mm
CLUTCH 47.5 mm
GIRO IZQ.



IMPULSOR TOTALPARTS BOSCH VW GOLF, JETTA A4, SEAT 10 DTS(729)

BOSCH

NPC
39484

REFERENCIA TIM
1643
OEM
1006209759
ZEN
1.01.0972.0
WAI

9
16
90mm
INTERNO 11 mm
ENGRANE 25.7 mm
CLUTCH 54.5 mm
GIRO IZQ.



IMPULSOR TOTALPARTS BOSCH VW JETTA A4, VR6 9 DTS.TIPO 643

BOSCH

NPC
39461

REFERENCIA TIM
1041
OEM
1006209594
ZEN
1.01.0900.0
WAI
54-9172

10
10
79.5mm
INTERNO 12 mm
ENGRANE 28 mm
CLUTCH 47 mm
GIRO IZQ.



IMPULSOR TOTALPARTS BOSCH VW PASSAT, GOLF 10 DTS.(900)

BOSCH

NPC
39485

REFERENCIA TIM
1644
OEM
F000AL1186
ZEN
1.01.1223.0
WAI

9
16
80.5mm
INTERNO 11 mm
ENGRANE 25.8 mm
CLUTCH 46.5 mm
GIRO DER.



IMPULSOR TOTALPARTS BOSCH VW POINTER 04 EN ADELANTE 9 DTS.(1080)

BOSCH

NPC
39459

REFERENCIA TIM
1052
OEM
F000AL1705
ZEN
1.01.0866.0
WAI

9
10
59.5mm
INTERNO 12 mm
ENGRANE 25.8 mm
CLUTCH 48 mm
GIRO DER.



IMPULSOR TOTALPARTS BOSCH VW POINTER 1.8 Y 2.0L 9 DTS(866)

BOSCH

NPC
39439

REFERENCIA TIM
1646
OEM
F000AL1901
ZEN
1.01.1468.0
WAI

9
16
90mm
INTERNO 11 mm
ENGRANE 25.8 mm
CLUTCH 46.5 mm
GIRO IZQ.



IMPULSOR TOTALPARTS BOSCH VW POLO, FOX, LUPO 9 DTS.(1468)

BOSCH

NPC
39462

REFERENCIA TIM
1932
OEM
1006209758
ZEN
1.01.0932.0
WAI

9
16
80.5mm
INTERNO 11 mm
ENGRANE 25.8 mm
CLUTCH 49 mm
GIRO IZQ.



IMPULSOR TOTALPARTS BOSCH VW POLO, SEAT CORDOBA 9 DTS(932)

BOSCH

NPC
39454

REFERENCIA TIM
737BA
OEM
1006209582
ZEN
1.01.0482.0
WAI
54-9140

9
10
58.5mm
INTERNO 12 mm
ENGRANE 25.8 mm
CLUTCH 47.5 mm
GIRO IZQ.



IMPULSOR TOTALPARTS BOSCH VW SEAT IBIZA, VW DERBY 9 DTS.(579)

BOSCH

NPC 39492

REFERENCIA TIM

679B
OEM
9008042136
ZEN
1.01.0406.0
WAI
54-9139
9
10
62mm
INTERNO 12 mm
ENGRANE 25.8 mm
CLUTCH 48 mm
GIRO IZQ.



IMPULSOR TOTALPARTS BOSCH VW SEDAN 1600i 94--> 9 DTS

BOSCH

NPC 39443

REFERENCIA TIM

400
OEM
9001082362
ZEN
1.01.0065.0
WAI
54-9143
9
10
62mm
INTERNO 11 mm
ENGRANE 25.8 mm
CLUTCH 47.5 mm
GIRO IZQ.



IMPULSOR TOTALPARTS BOSCH VW SEDAN 9 DTS. (065)

BOSCH

NPC 39882

REFERENCIA TIM

672
OEM
2006209449
ZEN
1.01.0366.0
WAI
54-9121
9
10
74mm
INTERNO 14.3mm
ENGRANE 34.7mm
CLUTCH 60mm
GIRO DER.



IMPULSOR TOTALPARTS BOSCH DEUTZ 9 DTS

BOSCH

NPC 39883

REFERENCIA TIM

1006210146
ZEN
1.01.1642.0
WAI
12
10
56mm
INTERNO 12mm
ENGRANE 38.8mm
CLUTCH 54mm
GIRO DER.



IMPULSOR TOTALPARTS BOSCH FORD TRANSIT 12 DTS (1642)

BOSCH

NPC 39884

REFERENCIA TIM

1006209928
ZEN
1.01.1474.0
WAI
54-9193
9
10
58.5mm
INTERNO 12mm
ENGRANE 25.8mm
CLUTCH 47mm
GIRO DER.



IMPULSOR TOTALPARTS BOSCH LAND ROVER, RANGE 9 DTS

BOSCH

NPC 39885

REFERENCIA TIM

6033AD0218
ZEN
1.01.1629.0
WAI
10
16
57.5mm
INTERNO 12mm
ENGRANE 28mm
CLUTCH 54mm
GIRO DER.



IMPULSOR TOTALPARTS BOSCH MERCEDES BENZ SPRINTER 10 DTS(1629)

BOSCH

NPC 39886

REFERENCIA TIM

1006209806
ZEN
1.01.1632.0
WAI
10
16
80.5mm
INTERNO 11mm
ENGRANE 27.8mm
CLUTCH 47.9mm
GIRO IZQ.



IMPULSOR TOTALPARTS BOSCH VW BORA, TRANSPORTER 10 DTS(1632)

BOSCH

NPC 39887

REFERENCIA TIM

1006209760
ZEN
1.01.1480.0
WAI
9
16
80.5mm
INTERNO 11mm
ENGRANE 25.8mm
CLUTCH 51mm
GIRO DER.



IMPULSOR TOTALPARTS BOSCH VW CRAFTER VAGON 2.5L DIESEL 9 DTS

BOSCH

NPC 39888

REFERENCIA TIM

F000AL1694
ZEN
1.01.1177.0
WAI
9
16
90mm
INTERNO 11mm
ENGRANE 25.8mm
CLUTCH 47.9mm
GIRO DER.



IMPULSOR TOTALPARTS BOSCH VW GOL, SAVEIRO, POLO 9 DTS (1177)

BOSCH

NPC
39889
REFERENCIA TIM
1681
OEM
1006209681
ZEN
1.01.1655.0
WAI

10
16
103.5mm
INTERNO 11mm
ENGRANE 27.8mm
CLUTCH 54mm
GIRO IZQ.



IMPULSOR TOTALPARTS BOSCH VW GOLF, JETTA A4, AUTOMATICO 10 DTS

BOSCH

NPC
39890
REFERENCIA TIM

OEM
1006209936
ZEN
1.01.1631.0
WAI

9
10
60mm
INTERNO 12mm
ENGRANE 32.3mm
CLUTCH 51mm
GIRO DER.



IMPULSOR TOTALPARTS BOSCH VW PASSAT 2.5 TDI 9 DTS

BOSCH

NPC
40370
REFERENCIA TIM
738
OEM
1006209522
ZEN
1.01.0619.0
WAI
54-9169

9
10
58.5mm
INTERNO 11mm
ENGRANE 25.8mm
CLUTCH 46.5mm
GIRO CCW



IMPULSOR TOTALPARTS BOSCH VW EUROVAN, JETTA A4 9 DTS

BOSCH

NPC
40371
REFERENCIA TIM
1684
OEM
1006209785
ZEN
WAI

10
16
93.35mm
INTERNO 13.5mm
ENGRANE 26.5mm
CLUTCH
GIRO CCW



IMPULSOR TOTALPARTS BOSCH VOLKSWAGEN BORA 1.9 LTS TDI 10 DTS

BOSCH

NPC
40372
REFERENCIA TIM
1683
OEM
1006209813
ZEN
WAI

10
16
91mm
INTERNO 11mm
ENGRANE 28mm
CLUTCH
GIRO CCW



IMPULSOR TOTALPARTS BOSCH VW BORA SEAT LEON, AUDI 3 10 DTS

BOSCH

NPC
41318 **DISPONIBLE MAYO 2015**
REFERENCIA TIM

OEM
0-001-223-003
ZEN
1.01.1158.0
WAI
54-91118

9
16
62mm
INTERNO 12mm
ENGRANE 35.5mm
CLUTCH 54.5mm
GIRO CW



IMPULSOR TOTALPARTS BOSCH FORD KA, FIESTA 02-08 10 DTS.

BOSCH

NPC
41320 **DISPONIBLE MAYO 2015**
REFERENCIA TIM

OEM
9001083674
ZEN
1.01.0748.0
WAI

10
10
91mm
INTERNO 14.3mm
ENGRANE 37.8mm
CLUTCH 60mm
GIRO CW



IMPULSOR TOTALPARTS BOSCH CAMION VW, CASE, FORD

BOSCH

NPC
41324 **DISPONIBLE MAYO 2015**
REFERENCIA TIM

OEM
1-006-209-618
ZEN
1.01.0925.0
WAI
54-9195

9
10
49.5mm
INTERNO 12mm
ENGRANE 25.8mm
CLUTCH 46.5mm
GIRO CW



IMPULSOR TOTALPARTS BOSCH CHEVROLET ASTRA, SATURN 2.4L 00-0

BOSCH

NPC
39493
REFERENCIA TIM
259
OEM
2095122
ZEN
1.01.0050.0
WAI
54-301

10
6
75.5mm
INTERNO 12mm
ENGRANE 33mm
CLUTCH 46.5mm
GIRO DER.



IMPULSOR TOTALPARTS CHRYSLER TRANSMISION C91 10 DTS. (050)

CHRYSLER

NPC 39494

REFERENCIA TIM
339

OEM
4106093

ZEN
1.01.0495.0

WAI
54-300

10
6

75.5mm

INTERNO 12 mm

ENGRANE 33 mm

CLUTCH 46.5 mm

GIRO DER.



IMPULSOR TOTALPARTS CHRYSLER TRANSMISION C91C 10 DTS. (495)

CHRYSLER

NPC 39511

REFERENCIA TIM
1649

OEM
10457057

ZEN
1.01.0649.0

WAI
54-8402

10
12

85mm

INTERNO 14.3 mm

ENGRANE 40 mm

CLUTCH 61 mm

GIRO DER.



IMPULSOR TOTALPARTS DELCO 28MT 10 DTS. (649)

DELCO

NPC 39510

REFERENCIA TIM
4404

OEM
10456455

ZEN
1.01.0629.0

WAI
54-8406

10
12

85mm

INTERNO 14.3 mm

ENGRANE 32 mm

CLUTCH 61 mm

GIRO DER.



IMPULSOR TOTALPARTS DELCO 28MT 10 DTS. DELGADOS (629)

DELCO

NPC 39520

REFERENCIA TIM
1651

OEM
10457059

ZEN
1.01.0651.0

WAI
54-8404

9
12

85mm

INTERNO 14.3 mm

ENGRANE 34.7 mm

CLUTCH 61 mm

GIRO DER.



IMPULSOR TOTALPARTS DELCO 28MT 9 DTS MERCEDES BENZ(651)

DELCO

NPC 39518

REFERENCIA TIM
1653

OEM
10484659

ZEN
1.01.1112.0

WAI
54-182

9
12

85.5mm

INTERNO 14 mm

ENGRANE 36 mm

CLUTCH 60 mm

GIRO DER.



IMPULSOR TOTALPARTS DELCO 28MT 9 DTS. ECOPOWER (1112) REFORZADO

DELCO

NPC 39495

REFERENCIA TIM
1652

OEM
10457060

ZEN
1.01.0652.1(1198)

WAI
54-8405

9
12

85mm

INTERNO 13 mm

ENGRANE 29.64 mm

CLUTCH 60 mm

GIRO DER.



IMPULSOR TOTALPARTS DELCO 28MT 9 DTS.(652)

DELCO

NPC 40045

REFERENCIA TIM

OEM
10457168

ZEN
1.01.0650.0

WAI
54-8403

12
12

85

INTERNO 14

ENGRANE 46.3

CLUTCH 60

GIRO DER.



IMPULSOR TOTALPARTS DELCO 28MT

DELCO

NPC 39529

REFERENCIA TIM
1889

OEM
6140-7005C

ZEN

WAI
54-1403

131mm

INTERNO mm

ENGRANE mm

CLUTCH 61 mm

GIRO DER.



IMPULSOR TOTALPARTS DELCO 29MT SIN ENGRANE

DELCO

NPC 39513

REFERENCIA TIM
337

OEM
1986244

ZEN
1.01.0625.0

WAI
54-131

10
3

98.5mm

INTERNO 14.3 mm

ENGRANE 39.5 mm

CLUTCH 60 mm

GIRO DER.



IMPULSOR TOTALPARTS DELCO 37MT 10 DTS.(625)

DELCO

NPC
39514
REFERENCIA TIM
338
OEM
1985262
ZEN
1.01.0858.0,
1.01.0624.0
WAI
54-132

12
 3
 98.5mm
 INTERNO 14.3 mm
 ENGRANE 46.5 mm
 CLUTCH 59 mm
 GIRO DER.

IMPULSOR TOTALPARTS DELCO 37MT NAVISTAR 12 DTS.(858)

DELCO

NPC
40373
REFERENCIA TIM
1771
OEM
93740994
ZEN
1.01.1048.0
WAI
54-9901

8
 6
 45.5mm
 INTERNO 12 mm
 ENGRANE 28.2 mm
 CLUTCH 43.5 mm
 GIRO CW

IMPULSOR TOTALPARTS DELCO PONTIAC MATIZ 8 DTS

DELCO

NPC
39525
REFERENCIA TIM
489
OEM
1946957
ZEN
1.01.0097.0
WAI
54-124

12
 19
 120.1mm
 INTERNO 15.9 mm
 ENGRANE 46.3 mm
 CLUTCH mm
 GIRO DER.

IMPULSOR TOTALPARTS DELCO 40MT 12 DTS.(097)

DELCO

NPC
39530
REFERENCIA TIM
486L
OEM
1977004
ZEN
1.01.0626.0
WAI
54-125

11
 19
 120.1mm
 INTERNO 16 mm
 ENGRANE 56.7 mm
 CLUTCH mm
 GIRO IZQ.

IMPULSOR TOTALPARTS DELCO 40MT IZQUIERDO 11 DTS.(626)

DELCO

NPC
39531
REFERENCIA TIM
1914
OEM
1893561
ZEN
1.01.0914.0
WAI
54-117

12
 19
 120.1mm
 INTERNO 16 mm
 ENGRANE 46.3 mm
 CLUTCH mm
 GIRO IZQ.

IMPULSOR TOTALPARTS DELCO 40MT IZQUIERDO 12 DTS.(914)

DELCO

NPC
39508
REFERENCIA TIM
486
OEM
1976884
ZEN
1.01.0110.0
WAI
54-123

11
 19
 120.1mm
 INTERNO 15.9 mm
 ENGRANE 56.7 mm
 CLUTCH 57.5 mm
 GIRO DER.

IMPULSOR TOTALPARTS DELCO 40MT, 42MT 11 DTS. (110)

DELCO

NPC
39496
REFERENCIA TIM
492
OEM
1893562
ZEN
1.01.0182.0
WAI
54-122

13
 19
 120.1mm
 INTERNO 15.9 mm
 ENGRANE 49.5 mm
 CLUTCH 57.5 mm
 GIRO DER.

IMPULSOR TOTALPARTS DELCO 40MT, 42MT 13 DTS. (182)

DELCO

NPC
39524
REFERENCIA TIM
491
OEM
10476528
ZEN
1.01.0870.1-1210
WAI
54-154-

11
 19
 102mm
 INTERNO 16 mm
 ENGRANE 56.7 mm
 CLUTCH 48.5 mm
 GIRO DER.

IMPULSOR TOTALPARTS DELCO 41MT 11 DTS. (870)

DELCO

NPC
39498
REFERENCIA TIM
487
OEM
10472565
ZEN
1.01.0780.1-1205
WAI
54-153

12
 19
 102mm
 INTERNO 16 mm
 ENGRANE 46.3 mm
 CLUTCH 48.5 mm
 GIRO DER.

IMPULSOR TOTALPARTS DELCO 41MT 12 DTS. (780)

DELCO

NPC
39892

REFERENCIA TIM	309VN
OEM	1979836
ZEN	1.01.0556.0
WAI	54-126
	11
	19
	170
	INTERNO 15.9
	ENGRANE 56.7
	CLUTCH 57.5
	GIRO DER.



IMPULSOR TOTALPARTS DELCO 50MT LARGO 11 DTS (556)

DELCO

NPC
39893

REFERENCIA TIM	311VN
OEM	1979835
ZEN	1.01.0555.0
WAI	54-127
	12
	19
	170
	INTERNO 15.9
	ENGRANE 46.3
	CLUTCH 57.5
	GIRO DER.



IMPULSOR TOTALPARTS DELCO 50MT LARGO 12 DTS (555)

DELCO

NPC
39509

REFERENCIA TIM	1188
OEM	1985129
ZEN	1.01.0188.0
WAI	54-114
	11
	19
	120.1mm
	INTERNO 19mm
	ENGRANE 56.7mm
	CLUTCH 57.5mm
	GIRO DER.



IMPULSOR TOTALPARTS DELCO CATERPILLAR 11 DTS BOCA ANCHA (188)

DELCO

NPC
39497

REFERENCIA TIM	472
OEM	1932605
ZEN	1.01.0117.0
WAI	54-118
	12
	19
	120.1mm
	INTERNO 19mm
	ENGRANE 46.3mm
	CLUTCH 58.4mm
	GIRO DER.



IMPULSOR TOTALPARTS DELCO CATERPILLAR 12 DTS BOCA ANCHA (117)

DELCO

NPC
39532

REFERENCIA TIM	207A
OEM	1865687
ZEN	1.01.0522.0
WAI	
	10
	3
	80.5mm
	INTERNO 12mm
	ENGRANE 27.94mm
	CLUTCH 46.2mm
	GIRO DER.



IMPULSOR TOTALPARTS DELCO CHEVROLET 5MT 10 DTS.(522)

DELCO

NPC
39499

REFERENCIA TIM	207
OEM	1875687
ZEN	1.01.0020.0
WAI	54-101
	9
	3
	80.5mm
	INTERNO 12mm
	ENGRANE 25.8mm
	CLUTCH 46.5mm
	GIRO DER.



IMPULSOR TOTALPARTS DELCO CHEVROLET 5MT 9 DTS.(020)

DELCO

NPC
39500

REFERENCIA TIM	305
OEM	10471539
ZEN	1.01.0433.0
WAI	54-100
	9
	3
	69mm
	INTERNO 12mm
	ENGRANE 25.8mm
	CLUTCH 46.5mm
	GIRO DER.



IMPULSOR TOTALPARTS DELCO CHEVROLET 5MT 9 DTS.(433)

DELCO

NPC
39505

REFERENCIA TIM	375
OEM	10475616
ZEN	1.01.0756.0
WAI	54-155
	11
	6
	61.5mm
	INTERNO 12mm
	ENGRANE 30mm
	CLUTCH 46.5mm
	GIRO DER.



IMPULSOR TOTALPARTS DELCO CHEVROLET CAVALIER, BLAZER 11 DTS.(756)

DELCO

NPC
39501

REFERENCIA TIM	320
OEM	10477566
ZEN	1.01.0612.0
WAI	54-149
	9
	3
	69mm
	INTERNO 12mm
	ENGRANE 25.8mm
	CLUTCH 44mm
	GIRO DER.



IMPULSOR TOTALPARTS DELCO CHEVROLET CAVALIER, BLAZER 9 DTS.(612)

DELCO

NPC
39516
REFERENCIA TIM
348
OEM
D2035
ZEN
1.01.0454.0
WAI
54-106

10
 3
 80.5mm
 INTERNO 14.3 mm
 ENGRANE 32 mm
 CLUTCH 30 mm
 GIRO DER.

IMPULSOR TOTALPARTS DELCO CHEVROLET PICKUP 10 DTS(454)

DELCO



NPC
39502
REFERENCIA TIM
380
OEM
D2047
ZEN
1.01.0610.0
WAI
54-140

9
 3
 68mm
 INTERNO 12 mm
 ENGRANE 25.8 mm
 CLUTCH 44 mm
 GIRO DER.

IMPULSOR TOTALPARTS DELCO CHVROLET AUTOS Y PICKUP 9 DTS(610)

DELCO



NPC
39527
REFERENCIA TIM
1958-10
OEM
10452918
ZEN
1.01.1614.0
WAI

10
 6
 47mm
 INTERNO 12 mm
 ENGRANE 27.5 mm
 CLUTCH 46.5 mm
 GIRO DER.

IMPULSOR TOTALPARTS DELCO FORD TRITON, LOBO 10 DTS(1614)

DELCO



NPC
39523
REFERENCIA TIM
1958-12
OEM
15452929
ZEN
1.01.1082.0
WAI
54-176

12
 6
 47mm
 INTERNO 12 mm
 ENGRANE 31.8 mm
 CLUTCH 46.5 mm
 GIRO DER.

IMPULSOR TOTALPARTS DELCO FORD TRITON, LOBO 12 DTS(1082)

DELCO



NPC
39522
REFERENCIA TIM
282M
OEM
D2017
ZEN
1.01.0051.0
WAI
54-112

12
 3
 96mm
 INTERNO 14.3 mm
 ENGRANE 46.5 mm
 CLUTCH 60 mm
 GIRO DER.

IMPULSOR TOTALPARTS DELCO GMC 12 DTS. (051)

DELCO



NPC
39512
REFERENCIA TIM
1767
OEM
DRA3002D
ZEN
1.01.0767.0
WAI
54-501

10
 6
 105.5mm
 INTERNO 14.3 mm
 ENGRANE 32 mm
 CLUTCH 60 mm
 GIRO DER.

IMPULSOR TOTALPARTS DELCO GMC CAMION MILITAR HUMMER 10 DTS(767)

DELCO



NPC
39528
REFERENCIA TIM
221M
OEM
D2005
ZEN
1.01.0052.0
WAI
54-136

9
 3
 95mm
 INTERNO 14.3 mm
 ENGRANE 29.64 mm
 CLUTCH 60 mm
 GIRO DER.

IMPULSOR TOTALPARTS DELCO INTERNATIONAL 9 DTS.(052)

DELCO



NPC
39521
REFERENCIA TIM
291
OEM
A43652
ZEN
1.01.0112.0
WAI
54-138

10
 3
 96mm
 INTERNO 14.3 mm
 ENGRANE 31.6 mm
 CLUTCH 60 mm
 GIRO DER.

IMPULSOR TOTALPARTS DELCO JOHN DEERE 10 DTS (112)

DELCO



NPC
39507
REFERENCIA TIM
1770
OEM
10475974
ZEN
1.01.0770.0
WAI
54-157

9
 6
 45mm
 INTERNO 12 mm
 ENGRANE 25.8 mm
 CLUTCH 43.5 mm
 GIRO DER.

IMPULSOR TOTALPARTS DELCO MONTACRGAS YALE 9 DTS.(770)

DELCO



NPC 40068
 REFERENCIA TIM

OEM

ZEN

WAI

11

12

79.3

INTERNO 14.3

ENGRANE 40

CLUTCH 59.92

GIRO DER.



IMPULSOR TOTALPARTS DELCO MOTOR ESTACIONARIO 11 DTS

DELCO

NPC 39526
 REFERENCIA TIM 2482

OEM 10500475

ZEN 1.01.1482.0, 1032

WAI 54-175

9

6

47mm

INTERNO 12 mm

ENGRANE 29.6 mm

CLUTCH 46.5 mm

GIRO DER.



IMPULSOR TOTALPARTS DELCO NISSAN SENTRA 2003 9 DTS.(1032)

DELCO

NPC 39519
 REFERENCIA TIM 279ML

OEM 800965

ZEN 1.01.0381.0

WAI 54-159

10

3

95.5mm

INTERNO 14.3 mm

ENGRANE 39.5 mm

CLUTCH 60 mm

GIRO IZQ.



IMPULSOR TOTALPARTS DELCO PERKINS 10 DTS. (381)

DELCO

NPC 39515
 REFERENCIA TIM 279

OEM 10498623

ZEN 1.01.093.0

WAI 54-113

10

3

96mm

INTERNO 14.3 mm

ENGRANE 40 mm

CLUTCH 60 mm

GIRO DER.



IMPULSOR TOTALPARTS DELCO PERKINS REFORZADO 10 DTS(093)

DELCO

NPC 39503
 REFERENCIA TIM 319

OEM 10497257

ZEN 1.01.0752.0

WAI 54-152

9

6

63mm

INTERNO 12 mm

ENGRANE 25.8 mm

CLUTCH 44 mm

GIRO DER.



IMPULSOR TOTALPARTS DELCO SERIE PG100, 150 PONTIAC 9 DTS(752)

DELCO

NPC 39504
 REFERENCIA TIM 321

OEM D2048

ZEN 1.01.0611.0

WAI 54-141

9

6

68mm

INTERNO 12 mm

ENGRANE 25.8 mm

CLUTCH 44 mm

GIRO DER.



IMPULSOR TOTALPARTS DELCO SERIE PG200, 250 CHEV. 9 DTS.(611)

DELCO

NPC 39506
 REFERENCIA TIM 1774

OEM 10476642

ZEN 1.01.0774.0

WAI 54-156

9

6

61.5mm

INTERNO 12 mm

ENGRANE 25.8 mm

CLUTCH 46.5 mm

GIRO DER.



IMPULSOR TOTALPARTS DELCO SERIE PG260M CHEVROLET 9 DTS.(774)

DELCO

NPC 39517
 REFERENCIA TIM 1958-9

OEM 6140-374

ZEN 1.01.0952.1, 1003

WAI 54-173

9

6

47mm

INTERNO 12 mm

ENGRANE 25.8 mm

CLUTCH 45.6 mm

GIRO DER.



IMPULSOR TOTALPARTS DELCO SERIES PG260D, PG260L 9 DTS(952)

DELCO

NPC 39544
 REFERENCIA TIM 1958-11

OEM 10492409

ZEN 1.01.0958.0

WAI 54-168

11

6

47mm

INTERNO 12 mm

ENGRANE 30 mm

CLUTCH 47 mm

GIRO DER.



IMPULSOR TOTALPARTS FORD PICKUP, BLAZER 11 DTS.(958)

DELCO

NPC
41322
REFERENCIA TIM

DISPONIBLE MAYO 2015

OEM
10479626
ZEN
1.01.0850.0
WAI
54-8415

9
12
80mm
INTERNO 14 mm
ENGRANE 36.5 mm
CLUTCH 60 mm
GIRO CW



IMPULSOR TOTALPARTS DELCO 28MT 9 DIENTES MOTOR MERCEDES ECOP

DELCO

NPC
39542
REFERENCIA TIM
357
OEM
SD341
ZEN
1.01.0662.1, 1199
WAI
54-215

12
12
47mm
INTERNO 12 mm
ENGRANE 32 mm
CLUTCH 45.6 mm
GIRO DER.



IMPULSOR TOTALPARTS FORD AUTOS 12 DTS. (622)

FORD

NPC
39543
REFERENCIA TIM
1824
OEM
F3RZ-11350-A
ZEN
1.01.0824.2, 1228
WAI
54-216

10
12
46.5mm
INTERNO 12 mm
ENGRANE 26.8 mm
CLUTCH 45.6 mm
GIRO DER.



IMPULSOR TOTALPARTS FORD CONTOUR, FOCUS 10 DTS.(624)

FORD

NPC
39533
REFERENCIA TIM
1407
OEM
9986112
ZEN
1.01.0407.0
WAI
54-9300

9
6
77.5mm
INTERNO 14.3 mm
ENGRANE 34.8 mm
CLUTCH 60 mm
GIRO DER.



IMPULSOR TOTALPARTS FIAT IVECO DUCATO 9 DTS.(407)

FIAT

NPC
39541
REFERENCIA TIM
356
OEM
F0FZ11350A
ZEN
1.01.0623.1, 1193
WAI
54-214

9
12
47mm
INTERNO 12 mm
ENGRANE 30 mm
CLUTCH 45.6 mm
GIRO DER.



IMPULSOR TOTALPARTS FORD ESCORT, TRACER 9 DTS.(623)

FORD

NPC
39546
REFERENCIA TIM
1975
OEM
F5BU11350AA
ZEN
1.01.0975.0
WAI

23
10
51mm
INTERNO 12 mm
ENGRANE 54.4 mm
CLUTCH 48.5 mm
GIRO DER.



IMPULSOR TOTALPARTS FORD FIESTA, ESCORT 23 DTS.(975)

FORD

NPC
39547
REFERENCIA TIM
1890
OEM
F8BU11350AA
ZEN
1.01.0890.0
WAI

23
12
46mm
INTERNO 12 mm
ENGRANE 54.4 mm
CLUTCH 45.3 mm
GIRO DER.



IMPULSOR TOTALPARTS FORD COURIER, FIESTA, KA 23 DTS.(890)

FORD

NPC
39538
REFERENCIA TIM
241
OEM
D6FF11350BA
ZEN
1.01.0135.0
WAI
54-208

9
4
77mm
INTERNO 12 mm
ENGRANE 25.8 mm
CLUTCH 49 mm
GIRO DER.



IMPULSOR TOTALPARTS FORD 400 AMERICANOS 9 DTS.(135)

FORD

NPC
39535
REFERENCIA TIM
1959-10
OEM
F81U11350AB
ZEN
1.01.0959.0
WAI
54-2400

10
6
82mm
INTERNO mm
ENGRANE 27.5 mm
CLUTCH 45.6 mm
GIRO DER.



IMPULSOR TOTALPARTS FORD PICKUP 250,350 CON ENGRANE 10 DTS.

FORD

NPC
39534

REFERENCIA TIM
1959
OEM
F81U11350AB
ZEN
1.01.0959.0
WAI
54-2400
NO
6
82mm
INTERNO mm
ENGRANE -
CLUTCH 45.6 mm
GIRO DER.



IMPULSOR TOTALPARTS FORD PICKUP 250,350 SIN ENGRANE.

FORD

NPC
39540

REFERENCIA TIM
355
OEM
F5DZ-11350-A
ZEN
1.01.1224.0
WAI
54-212
10
12
46.60mm
INTERNO 12 mm
ENGRANE 27.8 mm
CLUTCH 45.6 mm
GIRO DER.



IMPULSOR TOTALPARTS FORD PICK UP, WINDSTAR 10 DTS.(620)

FORD

NPC
39539

REFERENCIA TIM
353
OEM
E6FZ-11350-A
ZEN
1.01.0455.0
WAI
54-210
10
4
71.8mm
INTERNO 12 mm
ENGRANE 27.8 mm
CLUTCH 49 mm
GIRO DER.



IMPULSOR TOTALPARTS FORD PLATINO 4" 1/2 10 DTS.(455)

FORD

NPC
39537

REFERENCIA TIM
239
OEM
D6PZ-11350-B
ZEN
1.01.0053.0
WAI
54-204
9
4
71.8mm
INTERNO 12 mm
ENGRANE 25.8 mm
CLUTCH 49 mm
GIRO DER.



IMPULSOR TOTALPARTS FORD PLATINO 4" 1/2 9 DTS.(053)

FORD

NPC
39548

REFERENCIA TIM
1960
OEM
1C3U11350AB
ZEN
1.01.1081.0
WAI
54-217
12
92.7mm
INTERNO mm
ENGRANE 37 mm
CLUTCH 64.8 mm
GIRO DER.



IMPULSOR TOTALPARTS FORD POWER STROKE TRITON 12 DTS.(1081)

FORD

NPC
39545

REFERENCIA TIM
1891
OEM
6150-360
ZEN
1.01.1585.0
WAI
11
12
46.6mm
INTERNO 12 mm
ENGRANE 34.3 mm
CLUTCH 45.6 mm
GIRO DER.



IMPULSOR TOTALPARTS FORD RANGER, ESCAPE, FOCUS 11 DTS.(1585)

FORD

NPC
39549

REFERENCIA TIM
678
OEM
6104-2825
ZEN
1.01.1608.0
WAI
54-8158
9
92mm
INTERNO mm
ENGRANE 41 mm
CLUTCH 64.44 mm
GIRO DER.



IMPULSOR TOTALPARTS HITACHI CHEVROLET DIESEL 9 DTS.(1608)

HITACHI

NPC
39560

REFERENCIA TIM
899
OEM
213085003
ZEN
1.01.0792.0
WAI
54-8125
9
87mm
INTERNO mm
ENGRANE 32.5 mm
CLUTCH 53.2 mm
GIRO DER.



IMPULSOR TOTALPARTS HITACHI ISUZU TROOPER 3.0L 9 DTS.(792)

HITACHI

NPC
39561

REFERENCIA TIM
421HC
OEM
211445004
ZEN
1.01.0351.0
WAI
54-8109
9
10
62mm
INTERNO 12.5 mm
ENGRANE 29.5 mm
CLUTCH 45 mm
GIRO DER.



IMPULSOR TOTALPARTS HITACHI NISSAN 9 DTS.(351)

HITACHI

NPC 39566
REFERENCIA TIM
1686
OEM
2114-95014
ZEN
1.01.0828.0
WAI
54-8142

9
5
66mm
INTERNO 12.5 mm
ENGRANE 29.5 mm
CLUTCH 49 mm
GIRO DER.



IMPULSOR TOTALPARTS HITACHI NISSAN 200SX, NX 2.0L 9 DTS.(828)

HITACHI

NPC 39551
REFERENCIA TIM
2416
OEM
2114-65013
ZEN
1.01.0666.0
WAI
54-8134

8
10
49mm
INTERNO 12.5 mm
ENGRANE 28 mm
CLUTCH mm
GIRO DER.



IMPULSOR TOTALPARTS HITACHI NISSAN AUTOS AMERICANOS 8 DTS.(666)

HITACHI

NPC 39564
REFERENCIA TIM
1016-10
OEM
211445100
ZEN
1.01.1017.0
WAI
54-8152

10
10
75mm
INTERNO 12.5 mm
ENGRANE 33 mm
CLUTCH 49 mm
GIRO IZQ.



IMPULSOR TOTALPARTS HITACHI NISSAN MAXIMA 10 DTS.(1017)

HITACHI

NPC 39568
REFERENCIA TIM
1016-11
OEM
6104-2828
ZEN

WAI
54-8156

11
10
75mm
INTERNO 12.5 mm
ENGRANE 34.7 mm
CLUTCH 49 mm
GIRO IZQ.



IMPULSOR TOTALPARTS HITACHI NISSAN MAXIMA 3.0L 11 DTS.

HITACHI

NPC 39563
REFERENCIA TIM
1016
OEM
23312-31U00
ZEN
1.01.1016.0
WAI
54-8151

8
10
75mm
INTERNO 12.5 mm
ENGRANE 28 mm
CLUTCH 49 mm
GIRO IZQ.



IMPULSOR TOTALPARTS HITACHI NISSAN MAXIMA 3.0L 8 DTS.(1016)

HITACHI

NPC 39570
REFERENCIA TIM
1687
OEM
2114-35551
ZEN
1.01.0687.0
WAI
54-8135

9
5
78mm
INTERNO 12.5 mm
ENGRANE 29.64 mm
CLUTCH 46.5 mm
GIRO DER.



IMPULSOR TOTALPARTS HITACHI NISSAN PATHFINDER 9 DTS.(687)

HITACHI

NPC 39550
REFERENCIA TIM
1634
OEM
211445012
ZEN
1.01.0634.0
WAI
54-8137

9
10
49mm
INTERNO 12.5 mm
ENGRANE 29.6 mm
CLUTCH 46.5 mm
GIRO DER.



IMPULSOR TOTALPARTS HITACHI NISSAN PICK UP 2.4L 9 DTS.(634)

HITACHI

NPC 39569
REFERENCIA TIM
H8LGR
OEM
23312-36A00
ZEN
1.01.0793.0
WAI
54-8138

8
94mm
INTERNO mm
ENGRANE 41 mm
CLUTCH 53.2 mm
GIRO IZQ.



IMPULSOR TOTALPARTS HITACHI NISSAN SENTRA USA STD 8 DTS (793)

HITACHI

NPC 39565
REFERENCIA TIM
1020
OEM
2114-15016
ZEN
1.01.1020.0
WAI
54-8153

8
10
38.5mm
INTERNO 12.5 mm
ENGRANE 28 mm
CLUTCH 49 mm
GIRO DER.



IMPULSOR TOTALPARTS HITACHI NISSAN SENTRA, PICKUP 8 DTS(1020)

HITACHI

NPC
39573

REFERENCIA TIM
622
OEM
23312-M1501
ZEN
1.01.0382.0
WAI
54-8114

- 8
- 10
- 62mm
- INTERNO 12.5 mm
- ENGRANE 28 mm
- CLUTCH 46.5 mm
- GIRO DER.



IMPULSOR TOTALPARTS HITACHI NISSAN TIPO HUECO 8 DTS(382)

HITACHI

NPC
39555

REFERENCIA TIM
750
OEM
23312-M8000
ZEN
1.01.0517.0
WAI
54-8103

- 8
- 5
- 82mm
- INTERNO 12.5 mm
- ENGRANE 28 mm
- CLUTCH 49 mm
- GIRO IZQ.



IMPULSOR TOTALPARTS HITACHI NISSAN TSURU 8 DTS.(517)

HITACHI

NPC
39556

REFERENCIA TIM
693
OEM
211422540
ZEN
1.01.0518.0
WAI
54-8102

- 8
- 5
- 65mm
- INTERNO 12.5 mm
- ENGRANE 28 mm
- CLUTCH 49 mm
- GIRO DER.



IMPULSOR TOTALPARTS HITACHI NISSAN TSURU AUTOMATICO 8 DTS.(518)

HITACHI

NPC
39557

REFERENCIA TIM
693ESP
OEM
2114-95505
ZEN
1.01.0554.0
WAI
54-8115

- 9
- 5
- 65mm
- INTERNO 12.5 mm
- ENGRANE 29.5 mm
- CLUTCH 49 mm
- GIRO DER.



IMPULSOR TOTALPARTS HITACHI NISSAN TSURU AUTOMATICO 9 DTS(544)

HITACHI

NPC
39571

REFERENCIA TIM
1017
OEM
6104-2829
ZEN
1.01.1532.0
WAI

- 8
- 10
- 61.5mm
- INTERNO 12.5 mm
- ENGRANE 28 mm
- CLUTCH 46.5 mm
- GIRO IZQ.



IMPULSOR TOTALPARTS HITACHI NISSAN TSURU III 8 DTS (1532)

HITACHI

NPC
39554

REFERENCIA TIM
744
OEM
23312-D0100
ZEN
1.01.0499.0
WAI
54-8101

- 8
- 5
- 60mm
- INTERNO 12.5 mm
- ENGRANE 28 mm
- CLUTCH 49 mm
- GIRO DER.



IMPULSOR TOTALPARTS HITACHI NISSAN AMERICANOS 8 DTS (499)

HITACHI

NPC
39559

REFERENCIA TIM
896
OEM
54-8132
ZEN
1.01.0791.0
WAI
54-8132

- 8
- 87mm
- INTERNO mm
- ENGRANE 28 mm
- CLUTCH 53.2 mm
- GIRO DER.



IMPULSOR TOTALPARTS HITACHI NISSAN AMERICANOS 8 DTS (791) FLOTANTE

HITACHI

NPC
39567

REFERENCIA TIM
421H
OEM
23312-H6900
ZEN
1.01.0349.0
WAI
54-8110

- 9
- 10
- 62mm
- INTERNO 12.5 mm
- ENGRANE 29.7 mm
- CLUTCH 45 mm
- GIRO DER.



IMPULSOR TOTALPARTS HITACHI NISSAN, HONDA, ISUZU 9 DTS(349)

HITACHI

NPC
39572

REFERENCIA TIM
751
OEM
2114-2509
ZEN
1.01.0793.1, 1207
WAI
54-81401

- 41
- 10
- 50mm
- INTERNO mm
- ENGRANE 53.2 mm
- CLUTCH mm
- GIRO



IMPULSOR TOTALPARTS HITACHI NISSAN, INFINITI CLUTCH

HITACHI

NPC 39553
REFERENCIA TIM 421
OEM 23312-21000
ZEN 1.01.0141.0
WAI 54-8112

 9
 10
 62mm
 INTERNO 12.5 mm
 ENGRANE 29.5 mm
 CLUTCH 45.6 mm
 GIRO DER.

IMPULSOR TOTALPARTS HITACHI NISSAN, ISUZU, LUV 9 DTS(141)

HITACHI

NPC 40042
REFERENCIA TIM 751
OEM 23312-43L09
ZEN

 21
 10
 78mm
 INTERNO
 ENGRANE 60mm
 CLUTCH
 GIRO IZQ.

IMPULSOR TOTALPARTS HITACHI NISSAN MAXIMA 3.0L 21 DTS. IZQ.

HITACHI

NPC 40044
REFERENCIA TIM

 9
 10
 87mm
 INTERNO
 ENGRANE 36mm
 CLUTCH 53.2mm
 GIRO DER.

IMPULSOR TOTALPARTS HITACHI NISSAN MONTACARGAS 9 DTS.

HITACHI

NPC 40043
REFERENCIA TIM H9W
OEM 2120-25001
ZEN 1.01.0448.0
WAI 54-8100

 9
 12
 69mm
 INTERNO 14mm
 ENGRANE 36mm
 CLUTCH 60mm
 GIRO DER.

IMPULSOR TOTALPARTS HITACHI NISSAN PICK-UP 720 DIESEL 9 DTS.

HITACHI

40138
REFERENCIA TIM 1022
OEM
ZEN

 10
 10
 44mm
 INTERNO 12.5mm
 ENGRANE 27.7mm
 CLUTCH 48.6mm
 GIRO DER.

IMPULSOR TOTALPARTS HITACHI NISSAN SENTRA, VERSA TIDA 10 DTS

HITACHI

NPC 39558
REFERENCIA TIM 1376
OEM 44-2910
ZEN 1.01.0376.0
WAI 54-8105

 9
 12
 69mm
 INTERNO 14 mm
 ENGRANE 32.5 mm
 CLUTCH 61 mm
 GIRO DER.

IMPULSOR TOTALPARTS HITACHI THERMOKING 9 DTS.(376)

HITACHI

NPC 40374
REFERENCIA TIM 1021
OEM 2114-25554
ZEN 1.01.1556.0
WAI

 11
 10
 38.5mm
 INTERNO 12.51 mm
 ENGRANE 34.8 mm
 CLUTCH 46.5 mm
 GIRO CW

IMPULSOR TOTALPARTS HITACHI NISSAN URVAN 2006 11 DTS

HITACHI

NPC 41317 **DISPONIBLE MAYO 2015**
REFERENCIA TIM
OEM 23300-M8010
ZEN 1.01.0519.0
WAI 10105190

 8
 8
 70.5mm
 INTERNO 12 mm
 ENGRANE 28.2 mm
 CLUTCH 46.5 mm
 GIRO CCW

IMPULSOR TOTALPARTS HITACHI NISSAN TSURU STANDARD, SENTRA

HITACHI

NPC 41319 **DISPONIBLE MAYO 2015**
REFERENCIA TIM
OEM 23354-97E00
ZEN 1.01.0882.0
WAI 54-81402

 13
 21
 86mm
 INTERNO
 ENGRANE
 CLUTCH 49mm
 GIRO CCW

IMPULSOR TOTALPARTS HITACHI NISSAN VILLAGER, MAXIMA V6

HITACHI

NPC
40375

REFERENCIA TIM
2013
OEM
16908746
ZEN
1.01.1754.0
WAI

10
14
115.5mm
Ø INTERNO 12 mm
Ø ENGRANE 31.8 mm
Ø CLUTCH 59.5 mm
GIRO CW



IMPULSOR TOTALPARTS ISKRA JOHN DEERE 05, SERIE 5600 10 DTS

ISKRA

NPC
39574

REFERENCIA TIM
454A
OEM
54268141
ZEN
1.01.0155.0
WAI
54-9200

10
12
73mm
Ø INTERNO 17 mm
Ø ENGRANE 40 mm
Ø CLUTCH 61 mm
GIRO DER.



IMPULSOR TOTALPARTS LUCAS LUCAS 12 ESTRIAS CURVAS 10 DTS(155)

LUCAS

NPC
39575

REFERENCIA TIM
454
OEM
54247187
ZEN
1.01.0096.0
WAI
54-9202

10
12
70mm
Ø INTERNO 17 mm
Ø ENGRANE 40 mm
Ø CLUTCH 61 mm
GIRO DER.



IMPULSOR TOTALPARTS LUCAS LUCAS 12 ESTRIAS RECTAS 10 DTS(096)

LUCAS

NPC
39576

REFERENCIA TIM
H9GR
OEM
31204-PD1-003
ZEN
1.01.0815.0
WAI
54-8500

9
99mm
Ø INTERNO mm
Ø ENGRANE 29 mm
Ø CLUTCH 62 mm
GIRO DER.



IMPULSOR TOTALPARTS MITSUBA HONDA ACCORD, CIVIC 9 DTS(815)

MITSUBA

NPC
39894

REFERENCIA TIM
OEM
31204P8AA01
ZEN
WAI
54-8504

9
95mm
Ø INTERNO
Ø ENGRANE 29.7mm
Ø CLUTCH 61.5mm
GIRO IZQ.



IMPULSOR TOTALPARTS MITSUBA HONDA ACCORD, ODYSSEY 9 DTS

MITSUBA

NPC
39895

REFERENCIA TIM
OEM
31204P2C004
ZEN
1.01.1548.0
WAI
54-8502

9
95mm
Ø INTERNO
Ø ENGRANE 29.7mm
Ø CLUTCH 63mm
GIRO DER.



IMPULSOR TOTALPARTS MITSUBA HONDA CIVIC 98-06 AUTOMATICO 9 DTS

MITSUBA

NPC
40376

REFERENCIA TIM
H6GR
OEM
ZEN
WAI

9
6
Ø INTERNO
Ø ENGRANE
Ø CLUTCH
GIRO CW



IMPULSOR TOTALPARTS MITSUBA HONDA CR-V, ACCORD 03 9 DTS

MITSUBA

NPC
39579

REFERENCIA TIM
425
OEM
M191T34071
ZEN
1.01.0352.0
WAI
54-8304

8
4
60.5mm
Ø INTERNO 12.8 mm
Ø ENGRANE 28.4 mm
Ø CLUTCH 45.6 mm
GIRO DER.



IMPULSOR TOTALPARTS MITSUBISHI CHRYSLER, MAZDA 8 DTS (352)

MITSUBISHI

NPC
39594

REFERENCIA TIM
777
OEM
M191T66271
ZEN
1.01.0669.0
WAI
54-8320

13
10
109mm
Ø INTERNO 17 mm
Ø ENGRANE 40 mm
Ø CLUTCH 60 mm
GIRO DER.



IMPULSOR TOTALPARTS MITSUBISHI FORD DIESEL 6.9, 7.3L 13 DTS(669)

MITSUBISHI

NPC
39586
REFERENCIA TIM
1887
OEM
M191X67685
ZEN
1.01.0887.0
WAI
54-83415

 10
 5
 110mm
 INTERNO mm
 ENGRANE mm
 CLUTCH 60 mm
 GIRO DER.

IMPULSOR TOTALPARTS MITSUBISHI FORD DIESEL 7.3L PLGR SIN ENGRANE

MITSUBISHI

NPC
39591
REFERENCIA TIM
2597
OEM
M1T86781ZC
ZEN
1.01.1538.0
WAI
54-8341

 10
 8
 57.5mm
 INTERNO 12 mm
 ENGRANE 33 mm
 CLUTCH 46.5 mm
 GIRO DER.

IMPULSOR TOTALPARTS MITSUBISHI JEEP LIBERTY 10 DTS.(1538)

MITSUBISHI

NPC
39583
REFERENCIA TIM
758
OEM
M191T12272
ZEN
1.01.0597.0
WAI
54-8315

 10
 8
 44.5mm
 INTERNO 12 mm
 ENGRANE 27.8 mm
 CLUTCH 45.6 mm
 GIRO DER.

IMPULSOR TOTALPARTS MITSUBISHI JEEP, CHEROKEE 10 DTS.(597)

MITSUBISHI

NPC
39584
REFERENCIA TIM
760
OEM
M191T16271
ZEN
1.01.0599.0
WAI
54-8317

 12
 8
 76mm
 INTERNO 12 mm
 ENGRANE 37.8 mm
 CLUTCH 45.6 mm
 GIRO IZQ.

IMPULSOR TOTALPARTS MITSUBISHI MAZDA RX-7, MX-3 12 DTS(599)

MITSUBISHI

NPC
39577
REFERENCIA TIM
757
OEM
M191T13571
ZEN
1.01.0801.0
WAI
54-8336

 10
 8
 51mm
 INTERNO 12 mm
 ENGRANE 33 mm
 CLUTCH 47 mm
 GIRO DER.

IMPULSOR TOTALPARTS MITSUBISHI MAZDA, FORD 10 DTS.(801)

MITSUBISHI

NPC
39587
REFERENCIA TIM
764
OEM
M357T70771
ZEN
1.01.1043.0
WAI
54-83407

 10
 8
 109mm
 INTERNO mm
 ENGRANE mm
 CLUTCH 56 mm
 GIRO DER.

IMPULSOR TOTALPARTS MITSUBISHI MAZDA, NISSAN SIN ENGRANE (1043)

MITSUBISHI

NPC
39578
REFERENCIA TIM
615
OEM
M191T30972
ZEN
1.01.0144.0
WAI
54-8305

 9
 4
 60.5mm
 INTERNO 12.8 mm
 ENGRANE 29.5 mm
 CLUTCH 45.6 mm
 GIRO DER.

IMPULSOR TOTALPARTS MITSUBISHI MAZDA, NISSAN, DODGE 9 DTS (144)

MITSUBISHI

NPC
39580
REFERENCIA TIM
627
OEM
MD611372
ZEN
1.01.0450.0
WAI
54-8306

 8
 4
 55.5mm
 INTERNO 12 mm
 ENGRANE 28.4 mm
 CLUTCH 45.6 mm
 GIRO DER.

IMPULSOR TOTALPARTS MITSUBISHI MITSUBISHI MAZDA 8 DTS. (450)

MITSUBISHI

NPC
39590
REFERENCIA TIM
1426
OEM
M191T31071
ZEN
1.01.0426.0
WAI
54-8300

 11
 8
 60.5mm
 INTERNO 12.8 mm
 ENGRANE 34.8 mm
 CLUTCH 45.5 mm
 GIRO DER.

IMPULSOR TOTALPARTS MITSUBISHI MONTACARGAS MAZDA 11 DTS(426)

MITSUBISHI

NPC
39589

REFERENCIA TIM

2599

OEM

M191X19971

ZEN

1.01.0711.0

WAI

54-8346



11



8



51mm



INTERNO 12mm



ENGRANE 34.7mm



CLUTCH 45.5mm



GIRO DER.



IMPULSOR TOTALPARTS MITSUBISHI
MONTARCARGAS YALE 11 DTS

MITSUBISHI

NPC
39552

REFERENCIA TIM

2358

OEM

M191T12571

ZEN

1.01.0711.0

WAI

54-8323



8



8



76mm



INTERNO 12mm



ENGRANE 28.4mm



CLUTCH 45.6mm



GIRO DER.



IMPULSOR TOTALPARTS MITSUBISHI NISSAN 200SX,
NX 8 DTS (711)

MITSUBISHI

NPC
40239

REFERENCIA TIM

762

OEM

ZEN

WAI

13



8



77mm



INTERNO 12mm



ENGRANE 39.35mm



CLUTCH 47.3mm



GIRO IZQ.



IMPULSOR TOTALPARTS MITSUBISHI NISSAN,
ALTIMA 02-07 2.5L 13D

MITSUBISHI

NPC
39582

REFERENCIA TIM

881

OEM

M191T12671

ZEN

1.01.0679.0

WAI

54-8324



8



8



64mm



INTERNO 12mm



ENGRANE 28.4mm



CLUTCH 45.6mm



GIRO DER.



IMPULSOR TOTALPARTS MITSUBISHI NISSAN 240SX,
STANZA 8 DTS(679)

MITSUBISHI

NPC
39562

REFERENCIA TIM

1712

OEM

M191T13571

ZEN

1.01.0758.0

WAI

54-8327



9



8



78mm



INTERNO 10.7mm



ENGRANE 29.5mm



CLUTCH 45.6mm



GIRO DER.



IMPULSOR TOTALPARTS MITSUBISHI NISSAN
MONTACARGAS 9 DTS(758)

MITSUBISHI

NPC
39593

REFERENCIA TIM

1074

OEM

23354-0B710

ZEN

1.01.1019.0

WAI

54-83417



8



93mm



INTERNO 10.74mm



ENGRANE mm



CLUTCH 46.5mm



GIRO IZQ.



IMPULSOR TOTALPARTS MITSUBISHI NISSAN
QUEST SIN ENGRANE (1019)

MITSUBISHI

NPC
39581

REFERENCIA TIM

756

OEM

M191T12071

ZEN

1.01.0595.0

WAI

54-8313



8



8



44mm



INTERNO 12mm



ENGRANE 28.4mm



CLUTCH 45.6mm



GIRO DER.



IMPULSOR TOTALPARTS MITSUBISHI NISSAN, GEO
8 DTS.(595)

MITSUBISHI

NPC
39588

REFERENCIA TIM

2596

OEM

M191T12171

ZEN

1.01.0596.0

WAI

54-8314



10



8



44.5mm



INTERNO 12mm



ENGRANE 31.6mm



CLUTCH 45.6mm



GIRO DER.



IMPULSOR TOTALPARTS MITSUBISHI NISSAN,
MAZDA, FORD 10 DTS(596)

MITSUBISHI

NPC
39585

REFERENCIA TIM

627-9

OEM

M191T23171

ZEN

1.01.0584.0

WAI

54-8319



9



4



56mm



INTERNO 12mm



ENGRANE 29.5mm



CLUTCH 45.6mm



GIRO DER.



IMPULSOR TOTALPARTS MITSUBISHI PICK UPS
AMERICANAS 9 DTS(584)

MITSUBISHI

NPC
39592

REFERENCIA TIM
1617

OEM
M191T12871

ZEN
1.01.0617.0

WAI
54-8321

9

8

51mm

INTERNO 12mm

ENGRANE 30mm

CLUTCH 46.5mm

GIRO DER.



IMPULSOR TOTALPARTS MITSUBISHI SUZUKI
VITARA, TRACK 9 DTS (617)

MITSUBISHI

NPC
39896

REFERENCIA TIM

OEM
M191X68471

ZEN
1.01.1567.0

WAI
54-8344

12

8

51mm

INTERNO 13mm

ENGRANE 37.6mm

CLUTCH 47mm

GIRO DER.



IMPULSOR TOTALPARTS MITSUBISHI GALANT,
LANCER 12 DTS

MITSUBISHI

NPC
40240

REFERENCIA TIM
2600

OEM

ZEN

WAI

9

10

41.9mm

INTERNO 11mm

ENGRANE 29.3mm

CLUTCH 45.6mm

GIRO DER.



IMPULSOR TOTALPARTS MITSUBISHI TOYOTA
HIACE 9 DTS.

MITSUBISHI

NPC
40369

REFERENCIA TIM

OEM

ZEN

WAI

12

18

153.20mm

INTERNO

ENGRANE 45.20mm

CLUTCH

GIRO CW



IMPULSOR TOTALPARTS MITSUBISHI NISSAN PICK
UP D22 12 DTS.

MITSUBISHI

NPC
41316

REFERENCIA TIM

OEM
23300-0W010

ZEN
1.01.0712.0

WAI
54-8325

9

8

77mm

INTERNO 10.7mm

ENGRANE 29.64mm

CLUTCH 46.5mm

GIRO CW

DISPONIBLE MAYO 2015



IMPULSOR TOTALPARTS MITSUBISHI NISSAN
URVAN, FRONTIER, XTERR

MITSUBISHI

NPC
41321

REFERENCIA TIM

OEM
04801253AA

ZEN
1.01.0801.0

WAI
54-8336

10

8

51mm

INTERNO 12mm

ENGRANE 33mm

CLUTCH 46.5mm

GIRO CW

DISPONIBLE MAYO 2015



IMPULSOR TOTALPARTS MITSUBISHI DODGE RAM
PICKUP 5.7L V8 05-0

MITSUBISHI

NPC
41323

REFERENCIA TIM

OEM
M191X15871

ZEN
1.01.1706.0

WAI
54-8347

8

8

36.25mm

INTERNO 12mm

ENGRANE 28.2mm

CLUTCH 46.5mm

GIRO CW



DISPONIBLE MAYO 2015

IMPULSOR TOTALPARTS MITSUBISHI JEEP
COMMANDER, GRAND CHEROKE

MITSUBISHI

NPC
40398

REFERENCIA TIM

OEM

ZEN
1.01.1771.0, 1771

WAI
54-8355

8

8

44.7mm

INTERNO 12mm

ENGRANE 28.20mm

CLUTCH 46.5mm

GIRO CW



IMPULSOR TOTALPARTS MITSUBISHI DODGE
AVENGER 08-10; CALIBER 07-1

MITSUBISHI

NPC
39603

REFERENCIA TIM
770

OEM
028300-5671

ZEN

WAI
54-8227

13

146mm

INTERNO mm

ENGRANE 40mm

CLUTCH 57mm

GIRO DER.



IMPULSOR TOTALPARTS NIPPONDENSO CASE,
DODGE, CUMMINS13 DTS

NIPPONDENSO

NPC 39606

REFERENCIA TIM 1817
OEM 028300-7720
ZEN 1.01.0817.0
WAI 54-8226
10
83mm
INTERNO mm
ENGRANE 28 mm
CLUTCH 53.8 mm
GIRO DER.



IMPULSOR TOTALPARTS NIPPONDENSO CHRYSLER CORTO 10 DTS(817)

NIPPONDENSO

NPC 39604

REFERENCIA TIM N9GR326
OEM 028300-7990
ZEN 1.01.0818.0
WAI 54-8235
9
83mm
INTERNO mm
ENGRANE 29.5 mm
CLUTCH 53.8 mm
GIRO DER.



IMPULSOR TOTALPARTS NIPPONDENSO CHRYSLER CORTO 9 DTS(818)

NIPPONDENSO

NPC 39607

REFERENCIA TIM N11GR326
OEM 028300-6860
ZEN 1.01.0750.0
WAI 54-8224
11
83mm
INTERNO mm
ENGRANE 29.5 mm
CLUTCH 53.8 mm
GIRO DER.



IMPULSOR TOTALPARTS NIPPONDENSO CHRYSLER VOYAGER CORTO 11 DTS(750)

NIPPONDENSO

NPC 39598

REFERENCIA TIM 740
OEM 028300-4030
ZEN 1.01.0299.0
WAI 54-8216
9
5
79.5mm
INTERNO 12.5 mm
ENGRANE 25.8 mm
CLUTCH 47 mm
GIRO DER.



IMPULSOR TOTALPARTS NIPPONDENSO CHRYSLER VOYAGER, CARAVAN 9 DTS(299)

NIPPONDENSO

NPC 39611

REFERENCIA TIM 788
OEM 028300-5490
ZEN
WAI 54-8210
11
100mm
INTERNO mm
ENGRANE 29.5 mm
CLUTCH 53.8 mm
GIRO DER.



IMPULSOR TOTALPARTS NIPPONDENSO CHRYSLER VOYAGER, NEW YORKER 11 DTS

NIPPONDENSO

NPC 39601

REFERENCIA TIM 771
OEM 028300-6691
ZEN
WAI
10
146mm
INTERNO mm
ENGRANE 40 mm
CLUTCH 57 mm
GIRO DER.



IMPULSOR TOTALPARTS NIPPONDENSO CUMMINS, CASE 10 DTS

NIPPONDENSO

NPC 39605

REFERENCIA TIM N10GR326
OEM 028300-7760
ZEN 1.01.0816.0
WAI 54-8225
10
83mm
INTERNO mm
ENGRANE 33 mm
CLUTCH 53.8 mm
GIRO DER.



IMPULSOR TOTALPARTS NIPPONDENSO DURANGO, RAM 10 DTS(816)

NIPPONDENSO

NPC 39597

REFERENCIA TIM 617
OEM 028300-1870
ZEN 1.01.0342.0
WAI 54-8215
8
5
86mm
INTERNO 12.5 mm
ENGRANE 28.4 mm
CLUTCH 47 mm
GIRO DER.



IMPULSOR TOTALPARTS NIPPONDENSO FORD COURIER 8 DTS (342)

NIPPONDENSO

NPC 39536

REFERENCIA TIM 2366
OEM 028300-1020
ZEN 1.01.0184.0
WAI 54-8208
9
5
64mm
INTERNO 12.5 mm
ENGRANE 29.5 mm
CLUTCH 47 mm
GIRO DER.



IMPULSOR TOTALPARTS NIPPONDENSO FORD, MAZDA, TOYOTA 9 DTS(184)

NIPPONDENSO

NPC 39599
REFERENCIA TIM 875
OEM 028300-4390
ZEN 1.01.0576.0
WAI 54-8221

8
5
60mm

INTERNO 12.5 mm
ENGRANE 28.4 mm
CLUTCH 47 mm
GIRO DER.

IMPULSOR TOTALPARTS NIPPONDENSO GEO, SUZUKI 8 DTS (576)

NIPPONDENSO

NPC 39596
REFERENCIA TIM 416T
OEM 028300-1690
ZEN 1.01.0327.0
WAI 54-8205

9
5
86mm

INTERNO 12.5 mm
ENGRANE 29.5 mm
CLUTCH 47 mm
GIRO DER.

IMPULSOR TOTALPARTS NIPPONDENSO HONDA TOYOTA 9 DTS (327)

NIPPONDENSO

NPC 39600
REFERENCIA TIM 872
OEM 283006070
ZEN 1.01.0809.0
WAI 54-8232

9
5
53.5mm

INTERNO 11 mm
ENGRANE 29.5 mm
CLUTCH 41.5 mm
GIRO DER.

IMPULSOR TOTALPARTS NIPPONDENSO HONDA, TOYOTA 9 DTS(809)

NIPPONDENSO

NPC 39610
REFERENCIA TIM 676
OEM 028300-4160
ZEN 1.01.0947.0
WAI 54-8202

9
102mm

INTERNO mm
ENGRANE 29.5 mm
CLUTCH 53.8 mm
GIRO DER.

IMPULSOR TOTALPARTS NIPPONDENSO ISUZU, SUZUKI, GEO 9 DTS(947)

NIPPONDENSO

NPC 39609
REFERENCIA TIM 791
OEM 28011-74011
ZEN
WAI 54-8218

13
110mm

INTERNO mm
ENGRANE 41 mm
CLUTCH 53.8 mm
GIRO IZQ.

IMPULSOR TOTALPARTS NIPPONDENSO TOYOTA CAMRY, RAV4 13 DTS.

NIPPONDENSO

NPC 39595
REFERENCIA TIM 1548
OEM 28011-56020
ZEN 1.01.0548.0
WAI

9
3
70.5mm

INTERNO 14.3 mm
ENGRANE 34.8 mm
CLUTCH 61 mm
GIRO DER.

IMPULSOR TOTALPARTS NIPPONDENSO TOYOTA DIESEL 9 DTS.(548)

NIPPONDENSO

NPC 39612
REFERENCIA TIM 1818
OEM 28011-54380
ZEN 1.01.0954.0
WAI 54-8257

10
83mm

INTERNO mm
ENGRANE 37.8 mm
CLUTCH 53.8 mm
GIRO DER.

IMPULSOR TOTALPARTS NIPPONDENSO TOYOTA HILUX 10 DTS(954)

NIPPONDENSO

NPC 39608
REFERENCIA TIM 676L
OEM 028300-8020
ZEN
WAI

9
102mm

INTERNO mm
ENGRANE 35.8 mm
CLUTCH 53.8 mm
GIRO DER.

IMPULSOR TOTALPARTS NIPPONDENSO TOYOTA, HONDA 9 DTS.

NIPPONDENSO

NPC 39602
REFERENCIA TIM 772
OEM 028300-4551
ZEN
WAI 54-8241

11
146mm

INTERNO mm
ENGRANE 40 mm
CLUTCH 57 mm
GIRO DER.

IMPULSOR TOTALPARTS NIPPONDENSO TOYOTA, ISUZU, CHEV. 11 DTS

NIPPONDENSO

NPC
39613

REFERENCIA TIM

882
OEM
028300-1660
ZEN
1.01.0434.0
WAI
54-8200

10
4
102mm
INTERNO 17 mm
ENGRANE 40 mm
CLUTCH 60 mm
GIRO DER.



IMPULSOR TOTALPARTS NIPPONDENSO TRACTOR JOHN DEERE 10DTS(434)

NIPPONDENSO

NPC
39897

REFERENCIA TIM

OEM
028300-9541
ZEN
WAI
54-8247

10
10
42mm
INTERNO 11mm
ENGRANE 32mm
CLUTCH 45mm
GIRO DER.



IMPULSOR TOTALPARTS NIPPONDENSO TOYOTA COROLLA, MATRIX 10 DTS

NIPPONDENSO

NPC
39898

REFERENCIA TIM

OEM
28011-67030
ZEN
1.01.1097.0
WAI
54-8258

10
102mm
INTERNO
ENGRANE 40mm
CLUTCH 53.8mm
GIRO DER.



IMPULSOR TOTALPARTS NIPPONDENSO TOYOTA HIACE, HILUX 2.5L 10 DTS

NIPPONDENSO

NPC
40378

REFERENCIA TIM

1819
OEM
ZEN
WAI

5
115mm
INTERNO
ENGRANE
CLUTCH
GIRO CCW



IMPULSOR TOTALPARTS NIPPONDENSO TOYOTA CAMRY 2.4L, 3.0L 02-0

NIPPONDENSO

NPC
41325

REFERENCIA TIM

OEM
31204-P54-003
ZEN
WAI
54-8249

9
10
83mm
INTERNO
ENGRANE 29 mm
CLUTCH
GIRO CW



IMPULSOR TOTALPARTS NIPPONDENSO HONDA ACCORD 2.3L 98-02 9 DT

NIPPONDENSO

DISPONIBLE MAYO 2015

NPC
40377

REFERENCIA TIM

774
OEM
ZEN
WAI

11
146mm
INTERNO
ENGRANE 40mm
CLUTCH 57mm
GIRO CCW



IMPULSOR TOTALPARTS NIPPONDENSO CAMION ISUZU 2006 >>> 11 DTS

NIPPONDENSO

NPC
39615

REFERENCIA TIM

358
OEM
35262929
ZEN
1.01.1617.0
WAI

11
9
55.5mm
INTERNO 12 mm
ENGRANE 34.3 mm
CLUTCH 47 mm
GIRO DER.



IMPULSOR TOTALPARTS PRESTOLITE FORD RANGER 11 DTS.(1617)

PRESTOLITE

NPC
39618

REFERENCIA TIM

340
OEM
35260838
ZEN
1.01.1648.0
WAI

12
6
80.5mm
INTERNO 15 mm
ENGRANE 46.3 mm
CLUTCH 60 mm
GIRO DER.



IMPULSOR TOTALPARTS PRESTOLITE INTERNATIONAL 12 DTS.(1648)

PRESTOLITE

NPC
39617

REFERENCIA TIM

342
OEM
35260999
ZEN
1.01.1623.0
WAI

10
10
77.5mm
INTERNO 14.1 mm
ENGRANE 32.1 mm
CLUTCH 60 mm
GIRO DER.



IMPULSOR TOTALPARTS PRESTOLITE INTERNATIONAL 10 DTS.(1623)

PRESTOLITE

NPC
39614

REFERENCIA TIM

1045

OEM

228396

ZEN

1.01.0860.0

WAI

10

9

73mm

INTERNO 12.1 mm

ENGRANE 27.94 mm

CLUTCH 46.5 mm

GIRO IZQ.



IMPULSOR TOTALPARTS PRESTOLITE VW POINTER 1.8 Y 2.0L 10 DTS(860)

PRESTOLITE

NPC
39616

REFERENCIA TIM

341

OEM

35261303

ZEN

1.01.1092.0

WAI

10

6

80.5mm

INTERNO 15 mm

ENGRANE 37.8 mm

CLUTCH 60 mm

GIRO DER.



IMPULSOR TOTALPARTS PRESTOLITE CAMION VOLKSWAGEN 10 DTS(1092)

PRESTOLITE

NPC
39619

REFERENCIA TIM

690

OEM

583 347

ZEN

1.01.0574.0

WAI

54-9400

9

9

53mm

INTERNO 12 mm

ENGRANE 25.8 mm

CLUTCH 46.5 mm

GIRO DER.



IMPULSOR TOTALPARTS RENAULT DUCELLIER CON HORQUILLA 9 DTS.(574)

RENAULT DUCELLIER

NPC
39891

REFERENCIA TIM

1961

OEM

1C3U11350AB

ZEN

1.01.1081.0

WAI

12

92.7mm

INTERNO

ENGRANE 37mm

CLUTCH

GIRO



IMPULSOR TOTALPARTS VISTEON FORD DIESEL TRITON 12 DTS (1081)

VISTEON

NPC
39622

REFERENCIA TIM

1036

OEM

494829

ZEN

1.01.0843.0

WAI

54-9437

8

10

44mm

INTERNO 11 mm

ENGRANE 23.9 mm

CLUTCH 48 mm

GIRO DER.



IMPULSOR TOTALPARTS VALEO CHEVROLET CORSA, ASTRA 8 DTS.

VALEO

NPC
39625

REFERENCIA TIM

1030

OEM

494833

ZEN

1.01.1533.0

WAI

9

10

41.15mm

INTERNO 11 mm

ENGRANE 24.5 mm

CLUTCH 46 mm

GIRO DER.



IMPULSOR TOTALPARTS VALEO FORD FIESTA, KA, ECOSPORT 9 DTS (1533)

VALEO

NPC
39620

REFERENCIA TIM

1836

OEM

3616042300

ZEN

1.01.1607.0

WAI

10

9

55mm

INTERNO 12 mm

ENGRANE 32.7 mm

CLUTCH 54 mm

GIRO DER.



IMPULSOR TOTALPARTS VALEO HYUNDAI H100 DIESEL 10 DTS.(1607)

VALEO

NPC
39626

REFERENCIA TIM

1833

OEM

594177

ZEN

1.01.0833.1

WAI

54-9442

10

10

51.5mm

INTERNO 12 mm

ENGRANE 27.94 mm

CLUTCH 46.5 mm

GIRO DER.



IMPULSOR TOTALPARTS VALEO NISSAN PLATINA, CHEVY, CLIO 10 DTS.(833)

VALEO

NPC
39624

REFERENCIA TIM

1035

OEM

494830

ZEN

1.01.1064.0

WAI

8

5

41mm

INTERNO 10.99 mm

ENGRANE 23.92 mm

CLUTCH 46.5 mm

GIRO DER.



IMPULSOR TOTALPARTS VALEO NISSAN PLATINA, CLIO 8 DTS.(1064)

VALEO

NPC
39623

REFERENCIA TIM

1029

OEM

494832

ZEN

1.01.0965.0

WAI

9

10

41mm

INTERNO 11 mm

ENGRANE 25.7 mm

CLUTCH 48 mm

GIRO DER.



IMPULSOR TOTALPARTS VALEO PEUGEOT 206 9 DTS.

VALEO

NPC
39490

REFERENCIA TIM

1835

OEM

494831

ZEN

1.01.1534.0

WAI

9

10

75

INTERNO 10 mm

ENGRANE 25.8 mm

CLUTCH 46 mm

GIRO IZQ.



IMPULSOR TOTALPARTS VALEO VW POLO, LUPO, CROSS FOX 9 DTS(1534)

VALEO

NPC
39899

REFERENCIA TIM

594185

OEM

594185

ZEN

1.01.1023.0

WAI

11

9

54.5

INTERNO 12

ENGRANE 29.5

CLUTCH 54.5

GIRO DER.



IMPULSOR TOTALPARTS VALEO RENAULT CLIO, MEGANE 11 DTS (1023)

VALEO

NPC
37194
REFERENCIA TIM

OEM

ZEN

WAI
54-1222

10

34.35mm

INTERNO 15.3mm

ENGRANE 39mm

CLUTCH

GIRO DER.



ENGRANE TOTALPARTS 10 DIENTES PARA IMPULSOR DELCO 29MT

DELCO

NPC
37195
REFERENCIA TIM
10482298

OEM

ZEN

WAI
54-1221

9

34.5mm

INTERNO 15.8mm

ENGRANE 35.5mm

CLUTCH

GIRO DER.



ENGRANE TOTALPARTS 9 DIENTES PARA IMPULSOR DELCO 29MT

DELCO

NPC
39777
REFERENCIA TIM
E1893-11

OEM
10511753

ZEN

WAI
54-1217

11

23

26mm

INTERNO

ENGRANE 57mm

CLUTCH

GIRO DER.



ENGRANE TOTALPARTS 11 DIENTES PARA IMPULSOR DELCO 39MT

DELCO

NPC
39778
REFERENCIA TIM
E1893-12

OEM
10511918

ZEN

WAI
54-1216

12

23

26mm

INTERNO

ENGRANE 46.5mm

CLUTCH

GIRO DER.



ENGRANE TOTALPARTS 12 DIENTES PARA IMPULSOR DELCO 39MT Y 38MT

DELCO

NPC
39779
REFERENCIA TIM

OEM
028099-5460

ZEN
639.0301.5

WAI
54-82212

11

16

36mm

INTERNO

ENGRANE 40.5mm

CLUTCH

GIRO DER.



ENGRANE TOTALPARTS 11 DIENTES NIPPONDENSO GMC, KOMATSU, TOYOTA

NIPPONDENSO

NPC
39780
REFERENCIA TIM
E770

OEM
028099-3230

ZEN
639.0302.5

WAI
54-82202

13

16

36mm

INTERNO

ENGRANE 39.5mm

CLUTCH

GIRO DER.



ENGRANE TOTALPARTS 13 DIENTES IMPULSOR NIPPONDENSO CASE

NIPPONDENSO

NPC
39781
REFERENCIA TIM

OEM
028371-6640

ZEN

WAI

12

16

36mm

INTERNO

ENGRANE 44.9mm

CLUTCH

GIRO DER.



ENGRANE TOTALPARTS 12 DIENTES NIPPONDENSO TOYOTA LANDCRUISER

NIPPONDENSO

NPC
39782
REFERENCIA TIM
E1959-12

OEM
F81U-11363-AA

ZEN
639.0705.5

WAI
54-2200

12

18

15mm

INTERNO

ENGRANE 32.3mm

CLUTCH

GIRO DER.



ENGRANE TOTALPARTS 12 DIENTES FORD TRITON EXCURSION , LOBO

FORD

CRUCE IMPULSORES ZEN

No ZEN	NPC	Pag	No ZEN	NPC	Pag	No ZEN	NPC	Pag	No ZEN	NPC	Pag	No ZEN	NPC	Pag	No ZEN	NPC	Pag
1.01.0020.0	39499	12	1.01.0426.0	39590	21	1.01.0625.0	39513	10	1.01.0792.0	39560	16	1.01.0959.0	39535	15	1.01.1482.0	39526	14
1.01.0050.0	39493	9	1.01.0433.0	39500	12	1.01.0626.0	39530	11	1.01.0793.0	39569	17	1.01.0959.0	39534	16	1.01.1485.0	40137	3
1.01.0051.0	39522	13	1.01.0434.0	39613	26	1.01.0629.0	39510	10	1.01.0799.0	39446	7	1.01.0962.0	39471	3	1.01.1532.0	39571	18
1.01.0052.0	39528	13	1.01.0448.0	40043	19	1.01.0634.0	39550	17	1.01.0800.0	39475	3	1.01.0965.0	39623	28	1.01.1533.0	39625	27
1.01.0053.0	39537	16	1.01.0450.0	39580	21	1.01.0641.0	39451	2	1.01.0801.0	41321	23	1.01.0972.0	39484	7	1.01.1534.0	39490	28
1.01.0065.0	39443	8	1.01.0454.0	39516	13	1.01.0649.0	39511	10	1.01.0801.0	39577	21	1.01.0975.0	39546	15	1.01.1538.0	39591	21
1.01.0096.0	39575	20	1.01.0455.0	39539	16	1.01.0650.0	40045	10	1.01.0809.0	39600	25	1.01.0976.0	39458	2	1.01.1545.0	39488	3
1.01.0097.0	39525	11	1.01.0482.0	39452	2	1.01.0651.0	39520	10	1.01.0815.0	39576	20	1.01.0998.0	39457	5	1.01.1548.0	39895	20
1.01.0105.0	39455	4	1.01.0482.0	39454	7	1.01.0652.0	39495	10	1.01.0816.0	39605	24	1.01.1016.0	39563	17	1.01.1556.0	40374	19
1.01.0110.0	39508	11	1.01.0495.0	39494	10	1.01.0653.0	39441	4	1.01.0817.0	39606	24	1.01.1017.0	39564	17	1.01.1567.0	39896	23
1.01.0112.0	39521	13	1.01.0497.0	39489	4	1.01.0661.0	39464	6	1.01.0818.0	39604	24	1.01.1019.0	39593	22	1.01.1585.0	39545	16
1.01.0117.0	39497	12	1.01.0499.0	39554	18	1.01.0662.1	39542	15	1.01.0824.2	39543	15	1.01.1020.0	39565	17	1.01.1607.0	39620	27
1.01.0135.0	39538	15	1.01.0517.0	39555	18	1.01.0666.0	39551	17	1.01.0828.0	39566	17	1.01.1023.0	39899	28	1.01.1608.0	39549	16
1.01.0139.0	39465	4	1.01.0518.0	39556	18	1.01.0669.0	39594	20	1.01.0833.1	39626	27	1.01.1031.0	39460	4	1.01.1614.0	39527	13
1.01.0141.0	39553	19	1.01.0519.0	41317	19	1.01.0672.0	39467	4	1.01.0837.0	39483	2	1.01.1038.0	39487	4	1.01.1617.0	39615	26
1.01.0144.0	39578	21	1.01.0522.0	39532	12	1.01.0673.0	39468	5	1.01.0843.0	39622	27	1.01.1043.0	39587	21	1.01.1619.0	39621	2
1.01.0155.0	39574	20	1.01.0528.0	39456	3	1.01.0676.0	39445	2	1.01.0850.0	41322	15	1.01.1048.0	40373	11	1.01.1623.0	39617	26
1.01.0182.0	39496	11	1.01.0532.0	39450	2	1.01.0679.0	39582	22	1.01.0852.0	39473	3	1.01.1064.0	39624	27	1.01.1629.0	39885	8
1.01.0184.0	39536	24	1.01.0548.0	39595	25	1.01.0687.0	39570	17	1.01.0858.0	39514	11	1.01.1081.0	39548	16	1.01.1631.0	39890	9
1.01.0188.0	39509	12	1.01.0554.0	39557	18	1.01.069.0	39472	6	1.01.0860.0	39614	27	1.01.1081.0	39891	27	1.01.1632.0	39886	8
1.01.0220.0	39442	4	1.01.0555.0	39893	12	1.01.0701.0	39447	5	1.01.0866.0	39459	7	1.01.1082.0	39523	13	1.01.1642.0	39883	8
1.01.0229.0	39491	6	1.01.0556.0	39892	12	1.01.0702.0	39466	6	1.01.0870.1	39524	11	1.01.1092.0	39616	27	1.01.1648.0	39618	26
1.01.0299.0	39598	24	1.01.0574.0	39619	27	1.01.0703.0	39463	6	1.01.0887.0	39586	21	1.01.1097.0	39898	26	1.01.1655.0	39889	9
1.01.0303.0	39438	5	1.01.0575.0	39444	3	1.01.0711.0	39552	22	1.01.0890.0	39547	15	1.01.1108.0	39474	6	1.01.1706.0	41323	23
1.01.0323.0	39440	6	1.01.0576.0	39599	25	1.01.0712.0	41316	23	1.01.0900.0	39461	7	1.01.1112.0	39518	10	1.01.1754.0	40375	20
1.01.0327.0	39596	25	1.01.0579.0	39453	5	1.01.0729.0	39449	7	1.01.0914.0	39531	11	1.01.1158.0	41318	9	639.0301.5	39779	29
1.01.0342.0	39597	24	1.01.0584.0	39585	22	1.01.0745.0	39448	2	1.01.0925.0	41324	9	1.01.1177.0	39888	8	639.0302.5	39780	29
1.01.0349.0	39567	18	1.01.0595.0	39581	22	1.01.0750.0	39607	24	1.01.0929.0	39470	4	1.01.1179.0	39481	6	639.0705.5	39782	29
1.01.0351.0	39561	16	1.01.0596.0	39588	22	1.01.0752.0	39503	14	1.01.093.0	39515	14	1.01.1223.0	39485	7			
1.01.0352.0	39579	20	1.01.0597.0	39583	21	1.01.0756.0	39505	12	1.01.0932.0	39462	7	1.01.1224.0	39540	16			
1.01.0366.0	39882	8	1.01.0599.0	39584	21	1.01.0758.0	39562	22	1.01.0937.0	39469	6	1.01.1467.0	39477	5			
1.01.0376.0	39558	19	1.01.0610.0	39502	13	1.01.0767.0	39512	13	1.01.0938.0	39476	3	1.01.1468.0	39439	7			
1.01.0381.0	39519	14	1.01.0611.0	39504	14	1.01.0770.0	39507	13	1.01.0748.0	41320	9	1.01.1470.0	39480	2			
1.01.0382.0	39573	18	1.01.0612.0	39501	12	1.01.0774.0	39506	14	1.01.0947.0	39610	25	1.01.1474.0	39884	8			
1.01.0406.0	39492	8	1.01.0617.0	39592	23	1.01.0780.1	39498	11	1.01.0952	39517	14	1.01.1478.0	39482	3			
1.01.0407.0	39533	15	1.01.0619.0	40370	9	1.01.0790.0	40044	19	1.01.0954.0	39612	25	1.01.1478.0	39478	5			
1.01.0419.0	39486	5	1.01.0623.1	39541	15	1.01.0791.0	39559	18	1.01.0958.0	39544	14	1.01.1480.0	39887	8			

CRUCE IMPULSORES TIM

No TIM	NPC	Pag	No TIM	NPC	Pag	No TIM	NPC	Pag	No TIM	NPC	Pag	No TIM	NPC	Pag
1016	39563	17	1687	39570	17	259	39493	9	420	39447	5	744	39554	18
1016-10	39564	17	1712	39562	22	2596	39588	22	421	39553	19	750	39555	18
1016-11	39568	17	1745	39448	2	2597	39591	21	421H	39567	18	751	39572	18
1017	39571	18	1754	40137	3	2599	39589	22	421HC	39561	16	751	40042	19
1020	39565	17	1767	39512	13	2600	40240	23	424	39480	2	756	39581	22
1021	40374	19	1770	39507	13	279	39515	14	425	39579	20	757	39577	21
1022	40138	19	1771	40373	11	279ML	39519	14	430	39464	6	758	39583	21
1029	39623	28	1774	39506	14	282M	39522	13	436	39455	4	760	39584	21
1030	39625	27	1817	39606	24	291	39521	13	439	39489	4	762	40239	22
1035	39624	27	1818	39612	25	3006	39487	4	4404	39510	10	764	39587	21
1036	39622	27	1819	40378	26	3008	39481	6	454	39575	20	770	39603	23
1040	39449	7	1824	39543	15	305	39500	12	454A	39574	20	771	39601	24
1041	39461	7	1833	39626	27	309VN	39892	12	472	39497	12	772	39602	25
1045	39614	27	1835	39490	28	311VN	39893	12	486	39508	11	774	40377	26
10482298	37195	29	1836	39620	27	319	39503	14	486L	39530	11	777	39594	20
1052	39459	7	1837	39483	2	320	39501	12	487	39498	11	788	39611	24
1074	39593	22	1887	39586	21	321	39504	14	489	39525	11	791	39609	25
1188	39509	12	1889	39529	10	337	39513	10	491	39524	11	827	39444	3
1303	39438	5	1890	39547	15	338	39514	11	492	39496	11	872	39600	25
1376	39558	19	1891	39545	16	339	39494	10	615	39578	21	875	39599	25
1407	39533	15	1914	39531	11	340	39618	26	617	39597	24	881	39582	22
1426	39590	21	1932	39462	7	341	39616	27	622	39573	18	896	39559	18
1462	39486	5	1937	39460	4	342	39617	26	627	39580	21	899	39560	16
1528	39456	3	1938	39476	3	348	39516	13	627-9	39585	22	9560	39471	3
1548	39595	25	1958-10	39527	13	353	39539	16	672	39882	8	9613	39473	3
1596	39452	2	1958-11	39544	14	355	39540	16	676	39610	25	9614	39477	5
1617	39592	23	1958-12	39523	13	356	39541	15	676L	39608	25	9615	39478	5
1634	39550	17	1958-9	39517	14	357	39542	15	678	39549	16	9616	39482	3
1643	39484	7	1959	39534	16	358	39615	26	679A	39479	5	9617	39488	3
1644	39485	7	1959-10	39535	15	375	39505	12	679B	39492	8	9618	39621	2
1645	39474	6	1960	39548	16	380	39502	13	682	39613	26	E1893-11	39777	29
1646	39439	7	1961	39891	27	400	39443	8	690	39619	27	E1893-12	39778	29
1648	39469	6	1975	39546	15	402	39445	2	693	39556	18	E1959-12	39782	29
1649	39511	10	2013	40375	20	403	39491	6	693ESP	39557	18	E770	39780	29
1651	39520	10	207	39499	12	404	39440	6	702A	39458	2	H6GR	40376	20
1652	39495	10												

CRUCE IMPULSORES OEM

No OEM	NPC	Pag
228396	39614	27
494831	39490	28
494832	39623	28
494833	39625	27
594185	39899	28
1865687	39532	12
1875687	39499	12
1946957	39525	11
1976884	39508	11
1979835	39893	12
1979836	39892	12
1985262	39514	11
2095122	39493	9
4106093	39494	10
9986112	39533	15
10456455	39510	10
10457057	39511	10
10457060	39495	10
10457168	40045	10
10471539	39500	12
10475616	39505	12
10475974	39507	13
10477566	39501	12
10479626	41322	15
10492409	39544	14
10497257	39503	14
10498623	39515	14
16908746	40375	20
35260838	39618	26
35260999	39617	26
35261303	39616	27
35262929	39615	26
93740994	40373	11
211422540	39556	18
211445012	39550	17
283006070	39600	25
1006209437	39442	4
1006209522	40370	9
1006209527	39450	2
1006209541	39475	3
1006209560	39471	3
1006209561	39451	2
1006209573	39452	2
1006209582	39454	7
1006209594	39461	7
1006209607	39457	5
1006209613	39473	3
1006209615	39478	5
1006209621	39469	6
1006209629	39476	3
1006209661	40137	3
1006209678	39460	4
1006209680	39472	6
1006209681	39889	9
1006209753	39479	5
1006209758	39462	7
1006209759	39484	7
1006209760	39887	8
1006209785	40371	9
1006209794	39488	3
1006209806	39886	8

No OEM	NPC	Pag
1006209807	39621	2
1006209813	40372	9
1006209916	39446	7
1006209917	39449	7
1006209928	39884	8
1006209936	39890	9
1006210146	39883	8
1007010045	39453	5
1007010105	39474	6
2006209443	39464	6
2006209449	39882	8
2006209466	39456	3
2006209499	39486	5
3616042300	39620	27
9001042032	39491	6
9001042060	39468	5
9001042189	39447	5
9001042255	39467	4
9001042299	39466	6
9001043103	39441	4
9001043178	39465	4
9001043180	39445	2
9001081033	39448	2
9001082362	39443	8
9001082669	39440	6
9001083436	39455	4
9001083471	39438	5
9002336230	39470	4
9002336236	39487	4
9002453077	39489	4
9008042136	39492	8
9008047011	39480	2
54247187	39575	20
54268141	39574	20
0-001-223-003	41318	9
028099-3230	39780	29
028099-5460	39779	29
028300-1020	39536	24
028300-1660	39613	26
028300-1690	39596	25
028300-1870	39597	24
028300-4030	39598	24
028300-4160	39610	25
028300-4390	39599	25
028300-4551	39602	25
028300-5490	39611	24
028300-5671	39603	23
028300-6691	39601	24
028300-6860	39607	24
028300-7720	39606	24
028300-7760	39605	24
028300-7990	39604	24
028300-8020	39608	25
028300-9541	39897	26
028371-6640	39781	29
04801253AA	41321	23
1-006-209-618	41324	9
9001083674	41320	9
10452918	39527	13
10457059	39520	10
10472565	39498	11

No OEM	NPC	Pag
10476528	39524	11
10476642	39506	14
10484659	39518	10
10500475	39526	14
10511753	39777	29
10511918	39778	29
15452929	39523	13
1893561	39531	11
1893562	39496	11
1932605	39497	12
1977004	39530	11
1985129	39509	12
1986244	39513	10
1C3U11350AB	39548	16
1C3U11350AB	39891	27
2114-15016	39565	17
2114-25554	40374	19
2114-35551	39570	17
2114-65013	39551	17
2114-95014	39566	17
2114-95505	39557	18
211445004	39561	17
211445100	39564	17
2120-25001	40043	19
213085003	39560	16
23300-0W010	41316	23
23300-M8010	41317	19
23312-11M00	40044	19
23312-21000	39553	19
23312-31U00	39563	17
23312-36A00	39569	17
23312-43L09	40042	19
23312-D0100	39554	18
23312-H6900	39567	18
23312-M1501	39573	18
23312-M8000	39555	18
23354-0B710	39593	22
23354-97E00	41319	19
28011-54380	39612	25
28011-56020	39595	25
28011-67030	39898	26
28011-74011	39609	25
31204-P54-003	41325	26
31204-PD1-003	39576	20
31204P2C004	39895	20
31204P8AA01	39894	20
44-2910	39558	19
494829	39622	27
494830	39624	27
54-8132	39559	18
583 347	39619	27
594177	39626	27
6004AH5018	39482	3
6033AD0218	39885	8
6033AD0304	39481	6
6104-2825	39549	16
6104-2828	39568	17
6104-2829	39571	18
6140-374	39517	14
6140-7005C	39529	10
6150-360	39545	16

No OEM	NPC	Pag
800965	39519	14
9001042263	39463	6
A43652	39521	13
D2005	39528	13
D2017	39522	13
D2035	39516	13
D2047	39502	13
D2048	39504	14
D6FF11350BA	39538	15
D6PZ-11350-B	39537	16
DRA3002D	39512	13
E6FZ-11350-A	39539	16
F000AL1186	39485	7
F000AL1679	39483	2
F000AL1683	39458	2
F000AL1694	39888	8
F000AL1705	39459	7
F000AL1901	39439	7
F000AL2000	39477	5
F000AL2108	39444	3
F0FZ11350A	39541	15
F3RZ-11350-A	39543	15
F5BU11350AA	39546	15
F5DZ-11350-A	39540	16
F81U-11363-AA	39782	29
F81U11350AB	39534	16
F81U11350AB	39535	15
F8BU11350AA	39547	15
M191T12071	39581	22
M191T12171	39588	22
M191T12272	39583	21
M191T12571	39552	22
M191T12671	39582	22
M191T12871	39592	23
M191T13571	39562	22
M191T13571	39577	21
M191T16271	39584	21
M191T23171	39585	22
M191T30972	39578	21
M191T31071	39590	21
M191T34071	39579	20
M191T66271	39594	20
M191X15871	41323	23
M191X19971	39589	22
M191X67685	39586	21
M191X68471	39896	23
M1T86781ZC	39591	21
M357T70771	39587	21
MD611372	39580	21
S114-430A	39572	18
SD341	39542	15

CRUCE IMPULSORES WAI

No WAI	NPC	Pag	No WAI	NPC	Pag	No WAI	NPC	Pag	No WAI	NPC	Pag	No WAI	NPC	Pag	No WAI	NPC	Pag
10105190	41317	19	54-155	39505	12	54-8111	40042	19	54-8224	39607	24	54-83415	39586	21	54-9133	39491	6
54-100	39500	12	54-156	39506	14	54-8111	39572	18	54-8225	39605	24	54-83417	39593	22	54-9139	39492	8
54-101	39499	12	54-157	39507	13	54-8112	39553	19	54-8226	39606	24	54-8344	39896	23	54-9140	39452	2
54-106	39516	13	54-159	39519	14	54-8114	39573	18	54-8227	39603	23	54-8346	39589	22	54-9140	39454	7
54-112	39522	13	54-168	39544	14	54-8115	39557	18	54-8232	39600	25	54-8347	41323	23	54-9143	39443	8
54-113	39515	14	54-173	39517	14	54-8125	39560	16	54-8235	39604	24	54-8355	40398	23	54-9144	39450	2
54-114	39509	12	54-175	39526	14	54-8132	39559	18	54-8241	39602	25	54-8402	39511	10	54-9153	39486	5
54-117	39531	11	54-176	39523	13	54-8133	40044	19	54-8247	39897	26	54-8403	40045	10	54-9159	39451	2
54-118	39497	12	54-182	39518	10	54-8134	39551	17	54-8249	41325	26	54-8404	39520	10	54-9160	39473	3
54-1216	39778	29	54-204	39537	16	54-8135	39570	17	54-8257	39612	25	54-8405	39495	10	54-9167	39446	7
54-1217	39777	29	54-208	39538	15	54-8137	39550	17	54-8258	39898	26	54-8406	39510	10	54-9169	40370	9
54-122	39496	11	54-210	39539	16	54-8138	39569	17	54-8300	39590	21	54-8415	41322	15	54-9171	39449	7
54-1221	37195	29	54-212	39540	16	54-81402	41319	19	54-8304	39579	20	54-8500	39576	20	54-9172	39461	7
54-1222	37194	29	54-214	39541	15	54-8142	39566	17	54-8305	39578	21	54-8502	39895	20	54-9175	39453	5
54-123	39508	11	54-215	39542	15	54-8151	39563	17	54-8306	39580	21	54-8504	39894	20	54-9184	39464	6
54-124	39525	11	54-216	39543	15	54-8152	39564	17	54-8313	39581	22	54-9100	39440	6	54-9192	39470	4
54-125	39530	11	54-217	39548	16	54-8153	39565	17	54-8314	39588	22	54-9108	39455	4	54-9193	39884	8
54-126	39892	12	54-2200	39782	29	54-8156	39568	17	54-8315	39583	21	54-91103	39458	2	54-9195	41324	9
54-127	39893	12	54-2400	39534	16	54-8158	39549	16	54-8317	39584	21	54-91110	39462	7	54-9196	40137	3
54-131	39513	10	54-2400	39535	15	54-8200	39613	26	54-8319	39585	22	54-91113	39457	5	54-9197	39472	6
54-132	39514	11	54-300	39494	10	54-8202	39610	25	54-8320	39594	20	54-91114	39480	2	54-9200	39574	20
54-136	39528	13	54-301	39493	9	54-8205	39596	25	54-8321	39592	23	54-91115	39478	5	54-9202	39575	20
54-138	39521	13	54-501	39512	13	54-8208	39536	24	54-8323	39552	22	54-91115	39482	3	54-9300	39533	15
54-140	39502	13	54-8100	40043	19	54-8210	39611	24	54-8324	39582	22	54-91118	41318	9	54-9400	39619	27
54-1403	39529	10	54-8101	39554	18	54-8215	39597	24	54-8325	41316	23	54-91130	39487	4	54-9437	39622	27
54-141	39504	14	54-8102	39556	18	54-8216	39598	24	54-8327	39562	22	54-91132	39456	3	54-9442	39626	27
54-149	39501	12	54-8103	39555	18	54-8218	39609	25	54-8336	39577	21	54-9114	39489	4	54-9901	40373	11
54-152	39503	14	54-8105	39558	19	54-82202	39780	29	54-8336	41321	23	54-9121	39882	8			
54-153	39498	11	54-8109	39561	16	54-8221	39599	25	54-83407	39587	21	54-9127	39444	3			
54-154-	39524	11	54-8110	39567	18	54-82212	39779	29	54-8341	39591	21	54-9130	39465	4			



Ciosa™

AUTOPARTES

Conoce Nuestra Nueva Línea de Impulsores

Buscalas en nuestras sucursales:



Totalparts®
IMPULSORES

Totalparts®

IMPULSORES



Ciosa™
AUTOPARTES

Distribuido por:
GRUPO CIOSA, S.A.P.I. de C.V.
Paseo del Valle No. 5131
Fraccionamiento Guadalajara Technology Park
Zapopan, Jalisco, México C.P. 45010

www.ciosa.com

