



WESTWIND LARGE INSTALLATION GUIDE

INDIVIDUAL UNITS



UNIT A



UNIT B

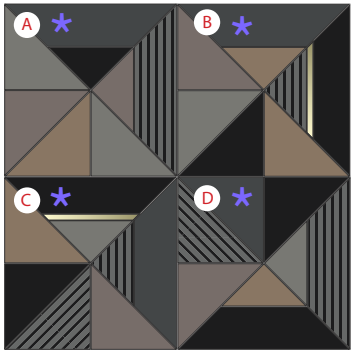


UNIT C




UNIT D

FOUR UNIT SECTION



* UNITS ARE POSITIONED IN ORDER AND ROTATED ACCORDINGLY

ROTATION



↺-90° ROTATE ONCE COUNTERCLOCKWISE
 ↻90° ROTATE ONCE CLOCKWISE
 ↻180° ROTATE TWICE

REPEAT

