
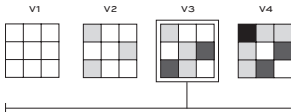




LIGHT LINEN LIMESTONE

Light Linen Brushed Limestone serves as the perfect foundation for sophisticated design. Sourced from Turkey, this slab features subtle color variation and a gentle texture reminiscent of the finest linen fabrics. Ribbons of tawny-beige, sand and light cream wash over the stone's surface, resulting in a canvas of tonal veining. The limestone's brushed finish elevates its earthy character, striking a balance between an inherent ruggedness and the soft touch of refinement. Available in 3/4" (2cm nominal) slab.



APPLICATIONS										INSTALLATION/ MAINTENANCE		TAILORED TO CUSTOMIZATION
ACID SENSITIVITY	COUNTER TOP	INTERIOR FLOOR	INTERIOR WALL	SHOWER WALL	SHOWER FLOOR	EXTERIOR FLOOR	EXTERIOR WALL	POOL/ FOUNTAIN	FIREPLACE SURROUND	SETTING MATERIAL	INSTALLATION INSTRUCTIONS	CARPET CUTTING
Medium	Yes	Commercial Light/Medium	All	Yes, including steam ¹	Yes, including steam ¹	No	Yes, non-freeze thaw	No	Yes	Ardex WA Epoxy	NSI DSDM ²	FIELD
												MOSAIC
												SADDLE
												VANITY TOP
												WATERJET

ORIGIN	VARIATION	MATERIAL	QR CODE LINK
 <p>Quarried in Turkey</p>		 <p>LIMESTONE</p> <p>3/4"(2cm) Nominal Brushed</p>	

NOTES
<p>¹ Showers: Product must be installed in accordance with current TCNA Handbook stone methods. The NSI recommends installing resin-backed stone with epoxy mortar or a combination of suitable primer and cement-based mortar. Consult your setting materials manufacturer for specific recommendations.</p> <p>² Please see NSI DSDM guidelines for all installation instructions.</p> <p>Tech notes: Seal and utilize a grout release prior to grouting. The NSI recommends installing resin-backed stone with epoxy-based setting materials or a combination of suitable primer and cement-based mortar. Consult your setting materials manufacturer for specific recommendations.</p>