








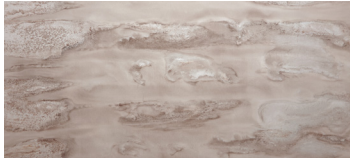
VETRO METALLICO

Vetro Metallico glass field tiles offer two distinct metallic looks, each without the usage restrictions of metal tile. Luna has a variable, painterly aesthetic, reminiscent of the glowing surface of the moon, and Venus has a shimmering surface that catches the light from all angles. Both are stocked in 12"x24" and are suitable for wet and dry interior applications.



PICTURED: LUNA BRONZE

VETRO METALLICO



Luna Bronze

Luna Silver

Venus White

APPLICATIONS									VARIATION				TAILORED TO CUSTOMIZATION	
INTERIOR FLOOR	INTERIOR WALL	SHOWER WALL	SHOWER FLOOR	EXTERIOR FLOOR	EXTERIOR WALL	POOL/ FOUNTAIN	COUNTER TOP	FIREPLACE SURROUND	<div><div>V1</div><div>V2</div><div>V3</div><div>V4</div></div>				CARPET CUTTING	
No	All	Yes, Including Steam	No	No	No	No	No	No ¹					FIELD	
													MOSAIC	
													SADDLE	
													VANITY TOP	
													WATERJET	
INSTALLATION/MAINTENANCE										FIELD TILE				
SETTING MATERIAL	GROUT	GROUT JOINT	MEMBRANE	CAULK	SEALER	CLEANER	INSTALLATION INSTRUCTIONS	LAYOUT	DRY LAYOUT	<div></div> <div>12" x 24" x 5/16" Gloss</div>				
LITOKOL LITOELASTIC ²	Ardex FG-C Unsanded ³	1/8" minimum	See Below	Ardex SX	Not Required	Aquamix Concentrated Cleaner	A.T. Guidelines	No	Partial					
NOTES														
<p>¹ Material is not tempered - not recommended for high heat applications.</p> <p>² Alternate mortar - Mapei Planicrete White</p> <p>³ Alternate grout - Mapei Keracolor Unsanded or Mapei Flexcolor CQ</p> <p>Membrane for Litokol Litoelastic in conventional showers use Litokol Litoelastic, refer to Installation Guidelines for details of use.</p> <p>For steam showers use Litokol Aquamaster.</p> <p>Tempered glass for high heat applications may be available on a special order basis. Glass cannot be cut after tempering.</p> <p>Membrane for Mapei Planicrete W use Mapei Mapelastix 315.</p>														