


# VENETO

Tailored To Waterjet Collection

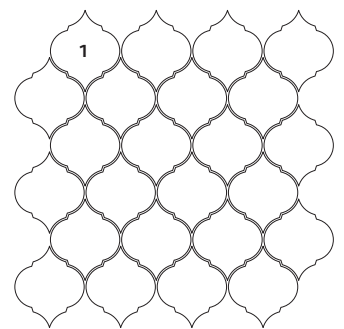
## Photo Coming Soon

4 UNIT DRAWING



*\*Suggested applications, usage/characteristics and installation/maintenance are dependent on the materials of your choosing.*


DIMENSIONS



Veneto  
**CUTMWJVENETO**  
COVERAGE AREA:  
12" H x 12 1/8" W (1.00 sf)

# VENETO

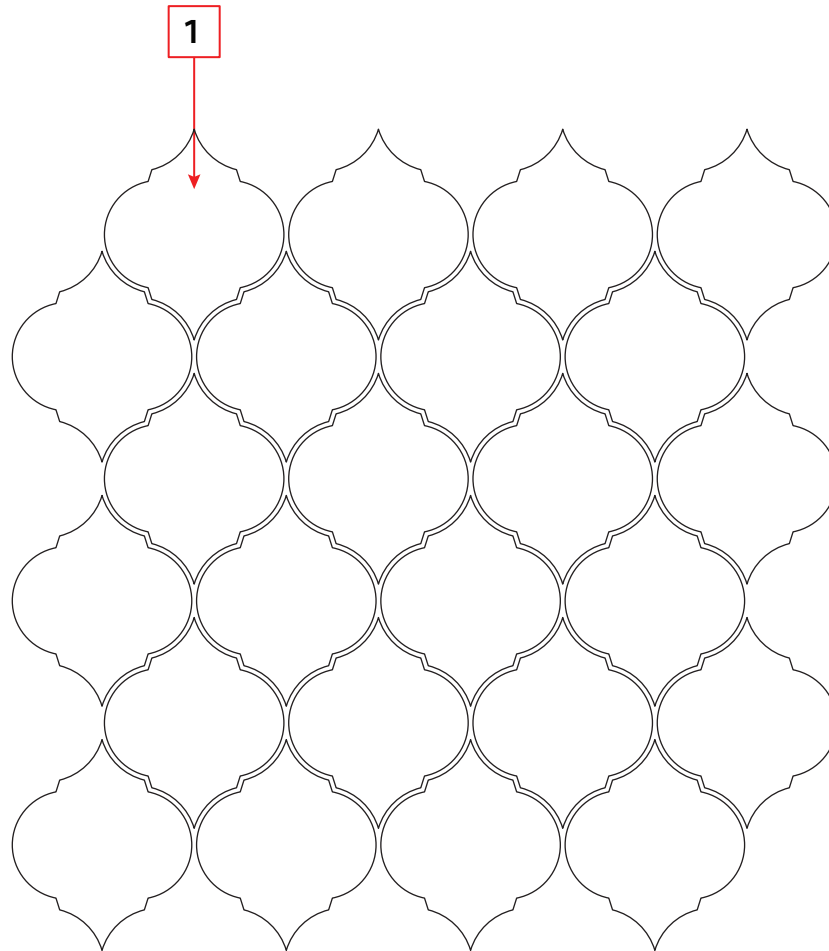
Tailored To Waterjet Collection



*\*Actual Size*

# VENETO

SINGLE UNIT



## MATERIAL KEY

POSITION **1** \_\_\_\_\_

(ALL BODY PIECES)

ADDITIONAL NOTES: \_\_\_\_\_

\_\_\_\_\_

\_\_\_\_\_

\_\_\_\_\_

\_\_\_\_\_

\_\_\_\_\_

## DESIGN NAME: VENETO

ITEM CODE: CUTMWJVENETO

SHEET COVERAGE AREA: 12" H x 12 1/16" W

SQUARE FOOTAGE PER SHEET: 1.00 SF

P.O #: \_\_\_\_\_

SALES ASSOC: \_\_\_\_\_

FOR VISUALIZATION PURPOSES ONLY.  
THIS IS NOT AN INSTALLATION DRAWING.  
VERIFY ALL MEASUREMENTS PRIOR TO INSTALLATION.  
ALL MATERIALS ARE SUBJECT TO RANGE / VARIATION.  
GROUT JOINTS, CENTERING/ORIENTATION MAY VARY  
SLIGHTLY FROM DRAWING SHOWN.  
ALL CUTS HAVE A VARIANCE OF +/- 1/16".