

# TAMBOURINE TRAPS

Tambourine Traps shakes up the Jazz Glass collection with an ensemble of colors and textures presented in a rhythmic and angular pattern. Experience the signature gloss quality of our traditional Jazz Glass, or mix it up with the dynamic mixed finish matte tumbled and gloss version. Beautiful on its own or can be paired with coordinating field tile and mosaics.




PICTURED: WATERCOLOR WHITE BLEND




# TAMBOURINE TRAPS




*Watercolor White Blend*  
Mixed Finish - matte tumbled & gloss



*Bugle Blue Blend*  
Mixed Finish - matte tumbled & gloss

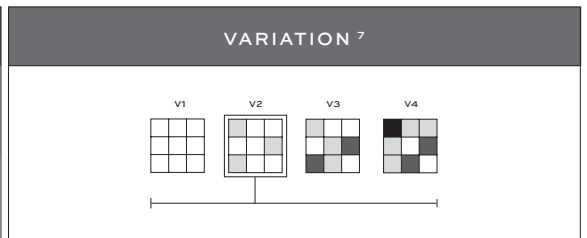


*Gillespie Green - Gloss*

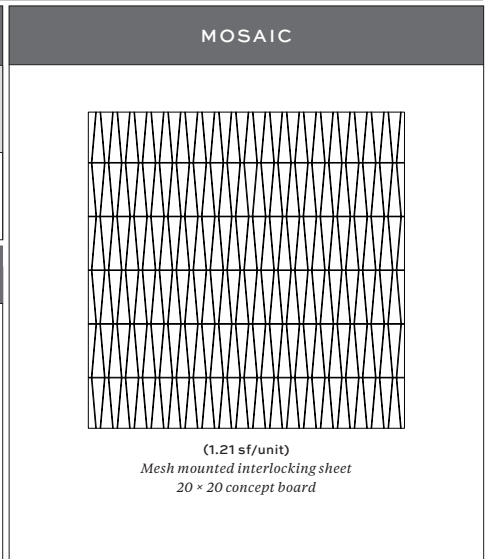


*Moonbeam*  
Mixed Finish - matte & gloss

APPLICATIONS								
INTERIOR FLOOR	INTERIOR WALL	SHOWER WALL	SHOWER FLOOR	EXTERIOR FLOOR	EXTERIOR WALL	POOL/ FOUNTAIN	COUNTER TOP	FIREPLACE SURROUND
No	All <sup>1</sup>	Yes, including steam <sup>2</sup>	No	No	Yes <sup>3</sup>	No	No	Yes



INSTALLATION/MAINTENANCE									
SETTING MATERIAL	GROUT	GROUT JOINT	MEMBRANE	CAULK	SEALER	CLEANER	INSTALLATION INSTRUCTIONS	LAYOUT	DRY LAYOUT
Mapei Adesilex P10/Keraply White <sup>4</sup>	Mapei Ultracolor Plus FA <sup>5</sup>	As established on sheets	Mapei Mapelastix AquaDefense	Mapei Keracaulk Unsanded	Not Required	AquaMix Concentrated Stone & Tile Cleaner	A.T. Guidelines	No	Sample <sup>6</sup>



NOTES	
<p><sup>1</sup> Moonbeam - Dry applications only</p> <p><sup>2</sup> Moonbeam - No</p> <p><sup>3</sup> Moonbeam - No</p> <p><sup>4</sup> Alternate mortar - Ardex X77 White or Mapei Grainrapid 2-Part System Ardex X77 White - Not suitable for metallic colorways or submerged applications Moonbeam - Mapei Planicrete White or Litokol Litolastic</p> <p><sup>5</sup> Alternate grout - Ardex FG-C Microtec Unsanded or Mapei Flexcolor CQ</p>	<p><sup>6</sup> Layout for overview of material before installation.</p> <p><sup>7</sup> Moonbeam - V4 Tech Note: Grout joint between mosaic sheets should be the same as joints within the sheets. Particular attention should be paid to the joints between sheets - adjusting individual pieces if necessary to produce a 'seamless' installation. Final appearance of installation will be influenced by choice of grout color. Mockup to confirm grout color selection highly recommended.</p>