


RIVER *by* LORI WEITZNER


River is the second pattern in our collaboration with award-winning textile designer, Lori Weitzner. River's graceful, flowing pattern is carved into marble with textural details and liquid lines that evoke currents or the meandering course of a river. The pattern's mixed matte/polished finish is intriguingly complex: an artistic play on light, fluidity, and movement. Stocked as a 12" x 24" field tile.




RIVER *by* LORI WEITZNER



Bardiglio Nuvolato - Textured



Nero⁵ - Textured



APPLICATIONS							
INTERIOR FLOOR	INTERIOR WALL	SHOWER WALL	SHOWER FLOOR	EXTERIOR FLOOR	EXTERIOR WALL	POOL/ FOUNTAIN	COUNTER TOP
No	All	Yes, including steam	No	No	See notes ¹	No	No

VARIATION			
V1	V2	V3	V4

INSTALLATION/MAINTENANCE									
SETTING MATERIAL	GROUT	GROUT JOINT	MEMBRANE	CAULK	SEALER	CLEANER	INSTALLATION INSTRUCTIONS	LAYOUT	DRY LAYOUT
Ardex N23 Microtec Rapid Set ²	Ardex FG-C Microtec Unsanded ³	1/8" minimum	Mapei Mapelastic AquaDefense	Mapei Keracaulk Sanded	AquaMix Grout Release	AquaMix Concentrated Stone & Tile Cleaner	TCNA Handbook	Maintain Tile Orientation	Sample ⁴

TEXTURED FIELD TILE
TEXTURED FIELD TILE 12" x 24" x 3/8"

NOTES

¹ Bardiglio Nuvolato: No, China Black: Yes, non-freeze thaw
² Alternate Mortar - Mapei Granirapid 2-Part System
³ Alternate Grout - Mapei Keracolor Unsanded or Mapei Ultracolor Plus FA
⁴ Layout for overview of material before installation.
⁵ China Black features inherent veins and fissures in the stone, some of which are exposed during the manufacturing process.
 Tech Notes: Do not use color enhancer. Install with Ardex N23 or Mapei Granirapid only.
 Do not install with organic adhesive, or areas with rising moisture. Consider the use of a waterproofing membrane when installing on a concrete slab.