


MERU


Mount Meru is the fabled center of the universe where kings and gods convene while the mortal world spins around them. As a sculpted tile, Meru presents a highly carved, beaded and uneven surface, with varying dots placed in mesmerizing concentric patterns. Offered in Bianco Carrara or Nero marble, each textured tile is hand-finished to a velvety patina that imbues a sense of antiquity, creating a tactile connection to centuries past.



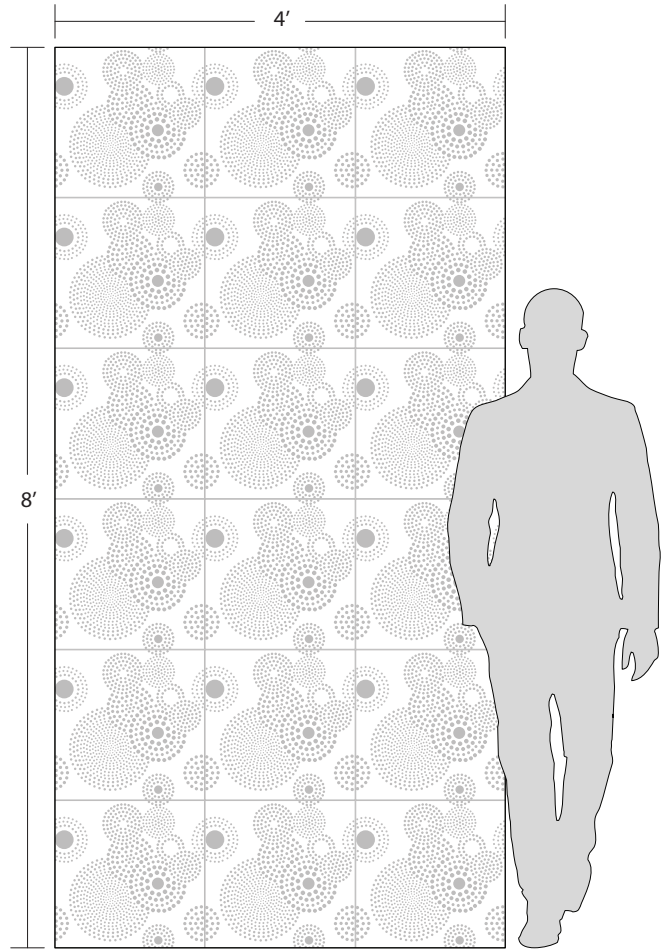
MERU



Bianco Carrara



Nero



APPLICATIONS									VARIATION				TAILORED TO CUSTOMIZATION
INTERIOR FLOOR	INTERIOR WALL	SHOWER WALL	SHOWER FLOOR	EXTERIOR FLOOR	EXTERIOR WALL	POOL/ FOUNTAIN	COUNTER TOP	FIREPLACE SURROUND	V1	V2	V3	V4	CARPET CUTTING
No	All	Yes, including steam ¹	No	No	Yes, non-freeze thaw	No	No	Yes					FIELD
													FINISH
													MOSAIC
													SADDLE
													VANITY TOP
													WATERJET

INSTALLATION/MAINTENANCE										
SETTING MATERIAL	GROUT	GROUT JOINT	MEMBRANE	CAULK	SEALER	CLEANER	INSTALLATION INSTRUCTIONS	LAYOUT	DRY LAYOUT	QR CODE
Ardex X4 White Tile & Stone Mortar ²	Ardex FG-C Microtec Unsanded ³	1/16" minimum	Ardex B + 9	Ardex SX	AquaMix Sealers Choice Gold ⁴	AquaMix Concentrated Cleaner	TCNA Handbook	Maintain tile orientation	Required	

FIELD TILE
Stone Field Dimensional 16" x 16" x 3/8" Carved

NOTES

¹ Shower: Product must be installed in accordance with current TCNA Handbook Stone Method.

² Alternate setting material: Mapei Ultraflex LFT White or Ardex X77 White Microtec Fiber Reinforced Mortar. White Mortar is recommended for natural stone.

³ Alternate grout: Mapei Ultracolor Plus FA or Mapei Keracolor Unsanded.

Tech Note: Tile is handmade. Wall use only. Pattern is directional, maintain tile orientation during installation. Allow for variation in piece-to-piece alignment.