


A R T I S T I C T I L E




The KYOTO COLLECTION, named for the former imperial capital of Japan, is born of unrefined clays, creating a roughly textured glazed surface. Every brick shape tile of Kyoto is unique; if you're lucky, you might even get a fleck of blue or brown from the mineral content. Its extremely dense and durable extruded body makes it suitable for residential and commercial designs. We're floored by its beauty.

ARTISTIC TILE

KYOTO




White Glossy




Beige Glossy



Bronze Metallic



Steel

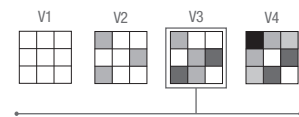


Black Glossy

APPLICATIONS

Interior Floor*	Interior Wall*	Shower Wall*	Shower Floor	Exterior Floor	Exterior Wall*	Pool / Fountain*	Counter Top*
Light Traffic Residential	All	Yes, including steam	No	No	Yes including freeze thaw	Yes, non-freeze thaw	Yes

VARIATION




INSTALLATION / MAINTENANCE

Setting Material	Grout*	Grout Joint	Membrane	Caulk*	Sealer	Cleaner	Installation Instruction	Pattern	Layout	Dry Layout
Mapei Kerabond/ Keralastic System	See Notes Below	1/8" min.	No	See Notes Below	Not Required	AquaMix Conc. Stone & Tile Cleaner	TCNA Handbook	No	No	Optional

NOTES

- *Interior Floor: White & Beige only
- *Interior Wall: Bronze colorway cannot be used in wet areas.
- *Shower Wall, Exterior Wall, Pool/Fountain & Counter Top: Excluding Bronze
- *Grout: Metallic Glazes - Keracolor Unsanded, Gloss Glazes- Ultracolor Plus Sanded
- *Caulk: Metallic Glazes - Keracaulk Unsanded, Gloss Glazes- Keracaulk Sanded
- *Variation: Metallic Glazes - V3, Gloss Glazes- V2



Textured Field Tile
with Glazed Edges
2-1/3" x 9-1/2" x 1/2"



Bullnose Long Edge
2-1/3" x 9-1/2" x 1/2"



Bullnose Short Edge
2-1/3" x 9-1/2" x 1/2"

A R T I S T I C T I L E



A R T I S T I C T I L E

