


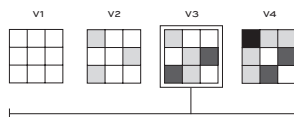


# DARK ARABESCATO OROBICO SLAB

With a vivid mixture of dark grey, black and white, Dark Arabescato Orobico features dramatic sweeping movements. Stocked in polished 2cm & 3cm thick slab with polished 12" x 24" field tile to match.



2cm & 3cm  
Polished

APPLICATIONS									INSTALLATION/ MAINTENANCE		TAILORED TO CUSTOMIZATION
ACID SENSITIVITY	COUNTER TOP	INTERIOR FLOOR	INTERIOR WALL	SHOWER WALL	SHOWER FLOOR	EXTERIOR FLOOR	EXTERIOR WALL	POOL/ FOUNTAIN	SETTING MATERIAL	INSTALLATION INSTRUCTIONS	CARPET CUTTING
High <sup>1</sup>	Yes	Medium Traffic Commercial	All	Yes, including steam <sup>2</sup>	Yes <sup>2</sup>	No	No	No	Mapei Kerapoxy 410 White <sup>3</sup>	MIA DSDM <sup>4</sup>	FIELD
											MOSAIC
											SADDLE
											VANITY TOP
											WATERJET

ORIGIN	VARIATION	SLAB	MATERIAL
 <p>Quarried in Italy</p>		 <p>3/4 (2CM) &amp; 1/4 (3CM) POLISHED</p>	 <p>MARBLE</p>

## NOTES

- <sup>1</sup> This material is highly sensitive to acids. When used as a kitchen countertop, acid etching will be highly visible. Do not use this material if acid etching is a concern. For kitchen countertops we recommend a honed finish. Expect material to patina over time and create a beautiful rustic/antique look.
- <sup>2</sup> Regarding Fiberglass Mesh Backed Stones for installation in wet areas, consult your fabricator for recommended installation method. Options include, but are not limited to complete removal of fiberglass mesh backing (where applicable) or installing with epoxy setting material. Any decision to install contrary to most current Marble Institute of America Dimension Stone Design Manual practices is solely at buyers discretion and risk.
- <sup>3</sup> May have fiberglass mesh backing, choose setting materials accordingly.
- <sup>4</sup> Please see MIA DSDM (Dimension Stone Design Manual) for all installation instructions.  
Note: Alternate finishes and thicker formats available on special order.