


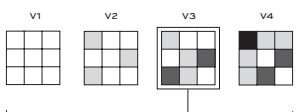


# COSMOPOLITAN SLAB

Cosmopolitan's rich color flows from effervescent sangria to flaming orange to palest silvery pink, with inky merlot veins providing striking counterpoint. A 2cm polished Quartzite from Brazil, Cosmopolitan has one extra feature - when back-lit, it shows off a dazzling translucence, ideal for vertical and horizontal applications alike.



2cm  
Polished

APPLICATIONS									INSTALLATION/ MAINTENANCE		TAILORED TO CUSTOMIZATION	
ACID SENSITIVITY	COUNTER TOP	INTERIOR FLOOR	INTERIOR WALL	SHOWER WALL	SHOWER FLOOR	EXTERIOR FLOOR	EXTERIOR WALL	POOL/ FOUNTAIN	SETTING MATERIAL	INSTALLATION INSTRUCTIONS	CARPET CUTTING	FIELD
Minimal <sup>1</sup>	Yes	Heavy Traffic Commercial	All	Yes, including steam <sup>2</sup>	Yes <sup>2</sup>	No	No	No	Mapei Kerapoxy 410 White <sup>3</sup>	MIA DSDM <sup>4</sup>	MOSAIC	SADDLE
											VANITY TOP	WATERJET

ORIGIN	VARIATION	SLAB	MATERIAL
 <p>Quarried in Brazil</p>		 <p>¾ (2CM) POLISHED</p>	 <p>QUARTZITE</p>

## NOTES

<sup>1</sup> Minimally sensitive to acids. Contact with acidic foods should not cause etching.

<sup>2</sup> Regarding Fiberglass Mesh Backed Stones for installation in wet areas, consult your fabricator for recommended installation method. Options include, but are not limited to complete removal of fiberglass mesh backing (where applicable) or installing with epoxy setting material. Any decision to install contrary to most current Marble Institute of America Dimension Stone Design Manual practices is solely at buyers discretion and risk.

<sup>3</sup> May have fiberglass mesh backing, choose setting materials accordingly.

<sup>4</sup> Please see MIA DSDM (Dimension Stone Design Manual) for all installation instructions.

Note: The M.I.A. (Dimension Stone Design Manual) recommends installing resin-backed stone with epoxy-based setting materials. Consult your setting materials manufacturer for specific recommendations.