

# CHERRY

---

Cherry, a stunning Jazz Glass mosaic, mirrors the ephemeral beauty of Japanese cherry blossoms. The pink-hued springtime flora embodies fragility and effortless allure with delicate, blushing petals. Cherry encapsulates this essence in an intricate creation, harmoniously blending soft, iridescent colors that reflect both light and color. Dark Cherry features a background in Dizzy Plum Jazz Glass, adorned with Parish Purple stems and flowers in Mulberry Jam, Pink Lady & Rose Blush. Light Cherry consists of a Moonbeam Matte background, with stems in Veined White, Café Cream and Rose Blush flowers, and buds in Pink Lady & Rose Blush. This all-over glass mosaic is stocked in 30-1/8" x 24" x 1/8" interlocking sheets.

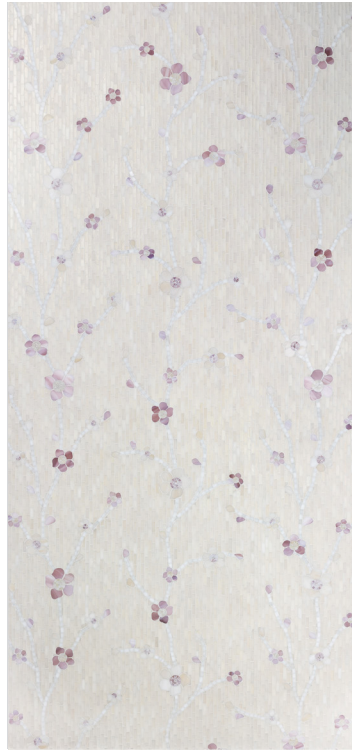




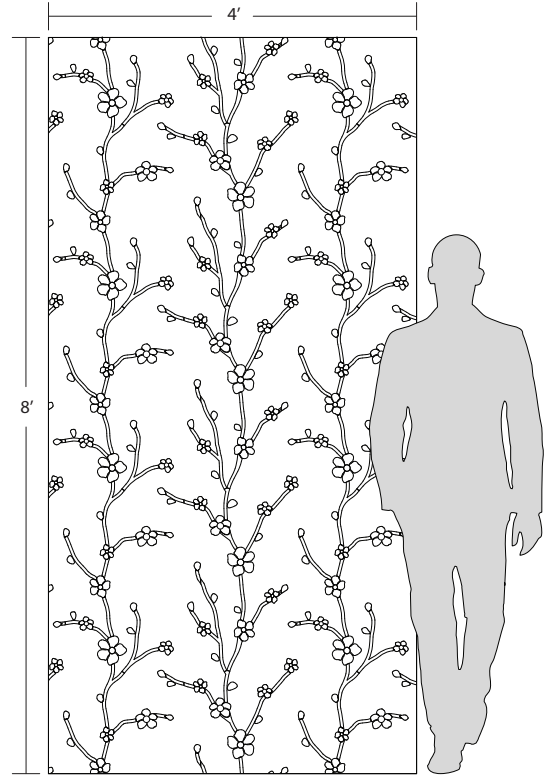
# CHERRY



**DARK CHERRY DIZZY PLUM - Gloss Finish**  
 Dizzy Plum Background, Parish Purple Stems,  
 Cafe Cream / Rose Blush Flowers, Pink Lady / Rose Blush Buds



**LIGHT CHERRY MOONBEAM - Mixed Finish**  
 Moonbeam Background, Veined White Stems,  
 Cafe Cream / Rose Blush Flowers, Pink Lady / Rose Blush Buds



APPLICATIONS									VARIATION				TAILORED TO CUSTOMIZATION	
INTERIOR FLOOR	INTERIOR WALL	SHOWER WALL	SHOWER FLOOR	EXTERIOR FLOOR	EXTERIOR WALL	POOL/FOUNTAIN	COUNTER TOP	FIREPLACE SURROUND	V1	V2	V3	V4	CARPET CUTTING	FIELD
Residential Light <sup>1</sup>	All <sup>2</sup>	Yes, including steam <sup>2</sup>	Yes, including steam <sup>2</sup>	No	No	No	No	Yes					FINISH	MOSAIC
													SADDLE	VANITY TOP
													WATERJET	

INSTALLATION/MAINTENANCE										
SETTING MATERIAL	GROUT	GROUT JOINT	MEMBRANE	CAULK	SEALER	CLEANER	INSTALLATION INSTRUCTIONS	LAYOUT	DRY LAYOUT	QR CODE
See Below <sup>3</sup>	Ardex FG-C Microtec Unsanded <sup>4</sup>	1/16" minimum	Ardex 8+9	Ardex SX	Not Required	AquaMix Concentrated Cleaner	A.T. Guidelines	Maintain Sheet Orientation	Required	

**GLASS MOSAIC FIELD TILE**

(5.03 SF/PC)  
 Glass Mosaic Field Tile  
 30 1/8" x 24" x 1/8"

**NOTES**

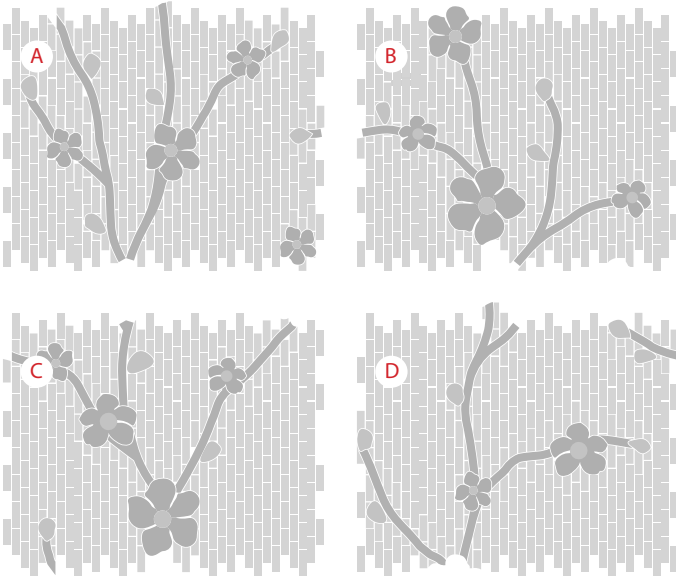
<sup>1</sup>Light Cherry Interior Floor: No  
<sup>2</sup>Light Cherry Interior Wall: Dry application only  
<sup>3</sup>Recommended setting material for Cherry Dark is Ardex X77 White Microtec Fiber Reinforced Mortar. Recommended setting material for Cherry Light is Mapei Planicrete W. Alternate setting material for Cherry Dark is Mapei Adesilex P10 White w/Keraply Additive or Mapei Kerabond w/Keralastic Additive. Alternate setting material for Cherry Light is Litokol Litoelastic.  
<sup>4</sup>Alternate grout: Mapei Ultracolor Plus FA or Mapei Keracolor Unsanded.

Technote: Individual sheets of this mosaic are not square. Sheets are irregular and combine into a seamless interlocking pattern. Plan your layout accordingly. The appearance of uninstalled glass mosaic is different than the final installed product. The semi-translucent Jazz Glass will be influenced by the choice of setting materials. A mockup to confirm mortar and grout selection is highly recommended.

PARTS A, B, C, D

SINGLE UNIT

EACH BOX CONTAINS PARTS A, B, C, and D TO CREATE ONE SINGLE UNIT



FOLLOW SKETCH TO IDENTIFY TOP AND BOTTOM (BACKGROUND MOSAIC RUNS VERTICALLY)

FOUR UNITS IN REPEAT

