

# WESTWIND


Westwind's bold geometry features fascinating blends of stone cut into a mosaic of triangles and bisected pyramids. Rich and dark, Westwind Black is comprised of honed Grey Foussana limestone and Grafite, Arabescato Orobico, and Silverwave marbles, amplified by the inclusion of textured Nero marble and linear brass accents. Westwind Lilac offers a sophisticated mix of Bianco Dolomiti, Lilac, Calacatta Gold and Bianco Carrara marbles and Cloud limestone, all honed, plus textured Bianco Carrara, with brushed stainless steel as accent.



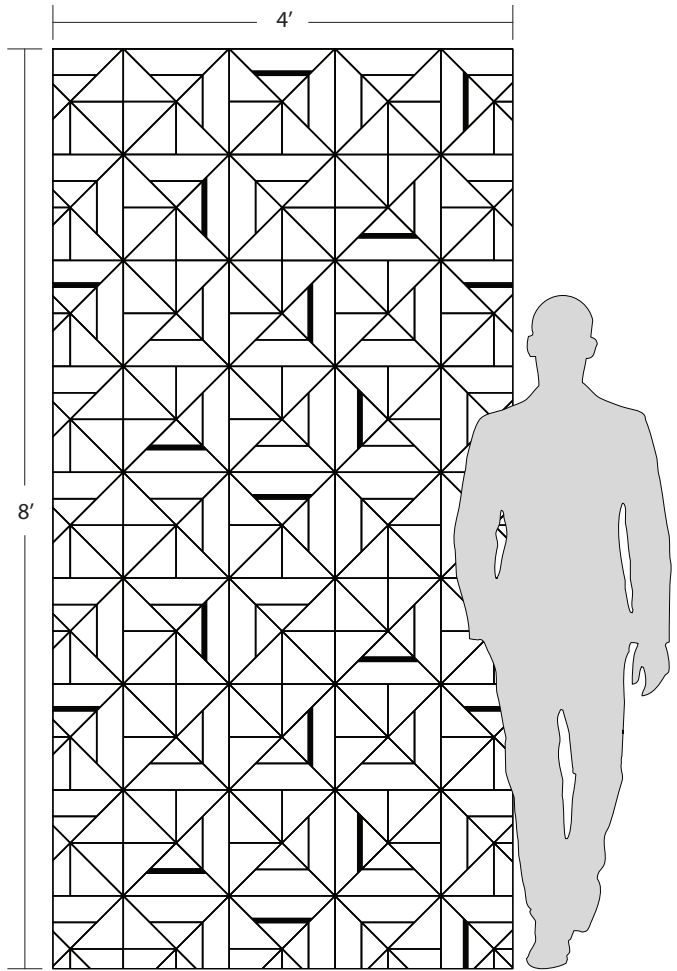
# WESTWIND



**BLACK** - Grey Foussana, Grafite, Textured Nero, Arabescato Orobito, Silverwave, Brass Liner Detail



**LILAC** - Calacatta Gold, Lilac, Bianco Carrara, Textured Bianco Carrara, Bianco Dolomiti, Cloud, Stainless Steel Linear Detail



APPLICATIONS									VARIATION				TAILORED TO CUSTOMIZATION
INTERIOR FLOOR	INTERIOR WALL	SHOWER WALL	SHOWER FLOOR	EXTERIOR FLOOR	EXTERIOR WALL	POOL/ FOUNTAIN	COUNTER TOP	FIREPLACE SURROUND	V1	V2	V3	V4	CARPET CUTTING
Commercial Light/Medium	All	Yes, including steam	No	No	Yes, non-freeze thaw	No	Yes	Yes					FIELD
													FINISH
													MOSAIC
													SADDLE
													VANITY TOP
													WATERJET

INSTALLATION/MAINTENANCE										
SETTING MATERIAL	GROUT	GROUT JOINT	MEMBRANE	CAULK	SEALER	CLEANER	INSTALLATION INSTRUCTIONS	LAYOUT	DRY LAYOUT	QR CODE
Ardex N23 White Microtec Rapid Set <sup>1</sup>	Ardex FG-C Microtec Unsanded <sup>2</sup>	As established on sheets	Ardex 8 + 9	Ardex SX	Aquamix Sealers Choice Gold	AquaMix Concentrated Cleaner	TCNA Handbook	Refer To Layout Options	Sample Dry Layout	

**WATERJET MOSAIC**

22 1/8" x 22 1/8" x 3/8"  
Waterjet Mosaic

**NOTES**

<sup>1</sup> Alternate Mortar - Mapei Granirapid White 2-part System  
<sup>2</sup> Alternate Grout - Mapei Ultracolor Plus FA or Mapei Flexcolor CQ


Tech Note: Product must be installed in accordance with current TCNA Handbook Stone Methods.  
 White Mortar is recommended for natural stone.  
 Sold as a set of four units: parts A, B, C and D.

# WESTWIND LARGE INSTALLATION GUIDE


## INDIVIDUAL UNITS




UNIT A



UNIT B

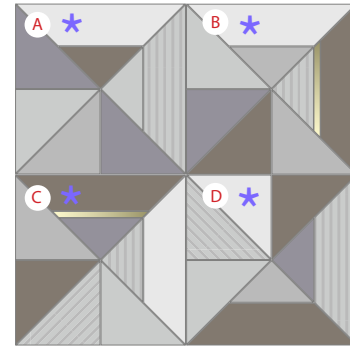


UNIT C



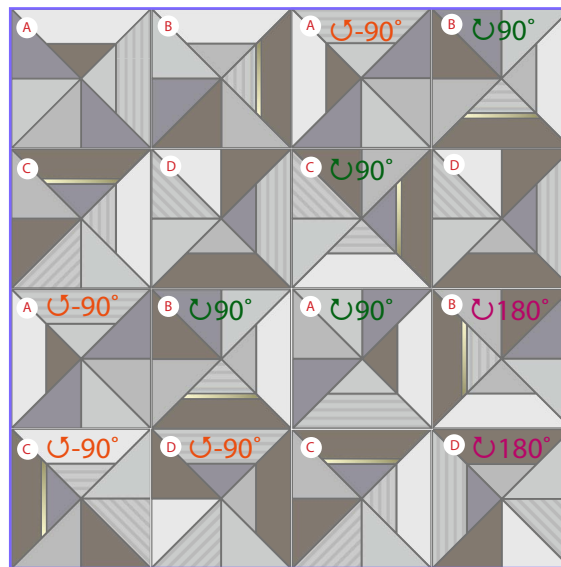
UNIT D

## FOUR UNIT SECTION



\* UNITS ARE POSITIONED IN ORDER AND ROTATED ACCORDINGLY

## ROTATION



↺90° ROTATE ONCE COUNTERCLOCKWISE  
 ↻90° ROTATE ONCE CLOCKWISE  
 ↻180° ROTATE TWICE

## REPEAT

