


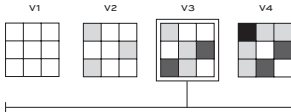


VERDE AURORA SLAB

The Aurora sets the sky ablaze with vibrant streams of light. Verde Aurora's vivid green tones, highlighted by light yellows, greys, and pinks, resembles the radiant display of the Northern Lights. This alluring dark green quartzite is stocked in 12" x 24" polished field tile and 2cm polished slabs.



2cm
Polished

APPLICATIONS										INSTALLATION/ MAINTENANCE		TAILORED TO CUSTOMIZATION
ACID SENSITIVITY	COUNTER TOP	INTERIOR FLOOR	INTERIOR WALL	SHOWER WALL	SHOWER FLOOR	EXTERIOR FLOOR	EXTERIOR WALL	POOL/ FOUNTAIN	FIREPLACE SURROUND	SETTING MATERIAL	INSTALLATION INSTRUCTIONS	CARPET CUTTING
Minimal	Yes	Commercial Heavy	All	Yes, including steam ¹	Yes ¹	No	No	No	Yes	Mapei Kerapoxy 410	MIA DSDM ²	FIELD
												MOSAIC
												SADDLE
												VANITY TOP
												WATERJET

ORIGIN	VARIATION	SLAB	MATERIAL
 <p>Quarried in Norway</p>		 <p>2CM (3/4") POLISHED</p>	 <p>QUARTZITE</p>

NOTES

¹ Regarding Fiberglass Mesh Backed Stones for installation in wet areas, consult your fabricator for recommended installation method. Options include, but are not limited to complete removal of fiberglass mesh backing (where applicable) or installing with epoxy setting material. Any decision to install contrary to most current Marble Institute of America Dimension Stone Design Manual practices is solely at buyers discretion and risk.

² MIA DSSM Note: Please see MIA DSDM (Dimension Stone Design Manual) for all installation instructions.

Tech Notes: The M.I.A. recommends installing resin-backed stone with epoxy-based setting materials. Consult your setting materials manufacturer for specific recommendations.