


PINNACLE FÊTE

Pinnacle Fete adds variety to the modern classic Pinnacle design by inserting colorful, sculpted marbles and quartzites in a rhythmic patchwork within the carved, triangular flutes of the background stone. Pinnacle Fete is offered in two colorways:


Nero, with rich blues, greens, pinks and gold against a ground of white-veined Nero marble; and Pastel, with multi-color marble inlays in a range of soft pale shades, on a ground of crystalline Igloo marble. The full repeat is 24" x 24", created by four distinct 12" x 12" parts. The scintillating visual rhythm of the repeat will create walls of true sophistication.



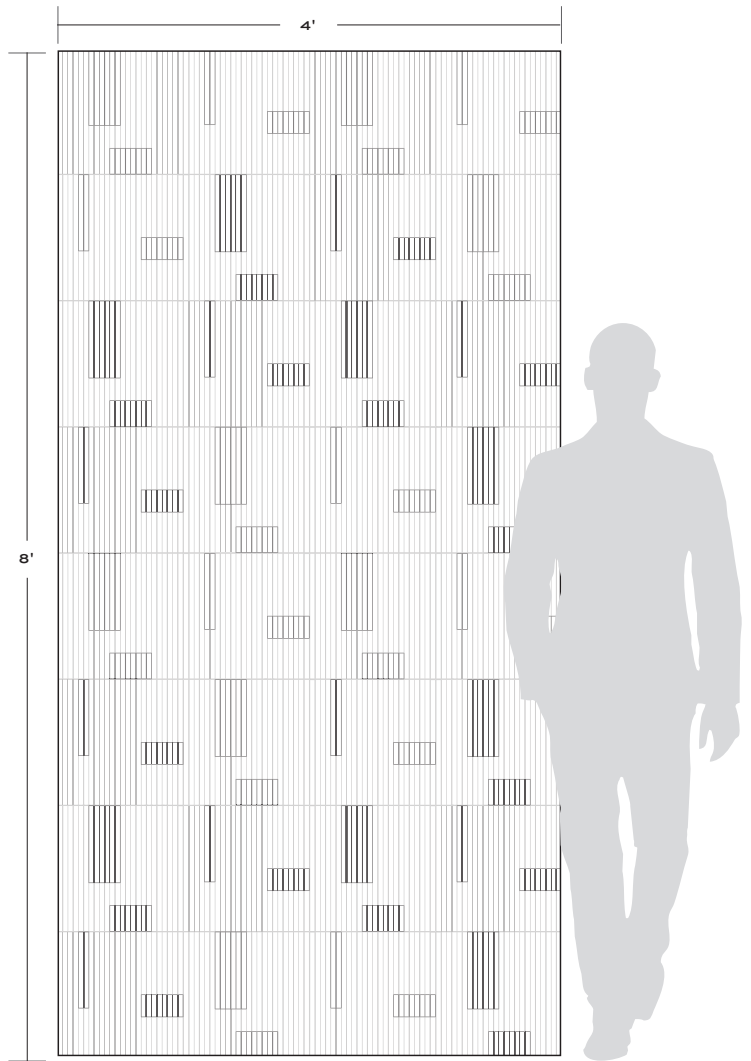
PINNACLE FÊTE



Nero - marble with inlays of Azul Macaubas, Rojo Alicante, Chinese Yellow Stone, Luna Verde, Lotus Green, Twilight Pink and Golden Yellow



Pastel - Igloo marble with inlays of Yellow Spider, Cloud Jade, Rosa Portogalo, Azul Cielo, Lilac, and Twilight Pink



APPLICATIONS									VARIATION				TAILORED TO CUSTOMIZATION	
INTERIOR FLOOR	INTERIOR WALL	SHOWER WALL	SHOWER FLOOR	EXTERIOR FLOOR	EXTERIOR WALL	POOL/ FOUNTAIN	COUNTER TOP	FIREPLACE SURROUND	V1	V2	V3	V4	CARPET CUTTING	FIELD
No	All	Yes, including steam	No	No	No	No	No	Yes					FINISH	MOSAIC
													SADDLE	VANITY TOP
													WATERJET	

INSTALLATION/MAINTENANCE										
SETTING MATERIAL	GROUT	GROUT JOINT	MEMBRANE	CAULK	SEALER	CLEANER	INSTALLATION INSTRUCTIONS	LAYOUT	DRY LAYOUT	QR CODE
Ardex WA Epoxy ¹	Ardex FG-C Microtec Unsanded ²	1/8" Min.	Ardex B + 9	Ardex SX	AquaMix Sealers Choice Gold	AquaMix Concentrated	TCNA Handbook	No	Sample Dry Layout	

STONE FIELD DIMENSIONAL

24" x 24" x 3/8" (4 sf/unit)
 Projection: 3/4"
 Sold as a set of 4 pieces
 (for a total of 4 square feet per set)

Honed Finish

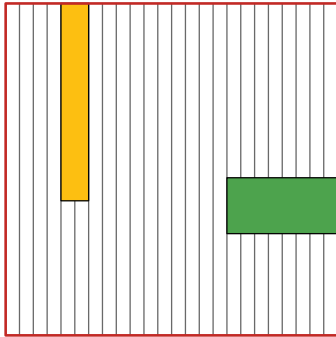
NOTES

¹ Alternate Mortar: Mapei Kerapoxy 410 or Ardex P4 Primer + Ardex X77 White Microtec Fiber Reinforced Mortar.
² Alternate Grout: Mapei Ultracolor Plus FA or Mapei Keracolor Unsanded.

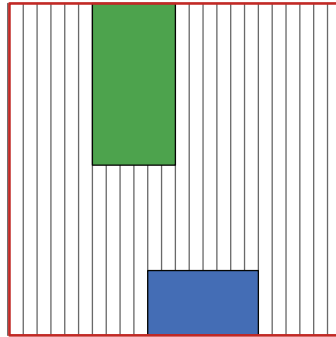
Tech Notes: We recommend only using Epoxy based mortar and follow all instructions for correct installation method. Allow for variation in piece-to-piece alignment. Bag grout the perimeter of each tile. Interior of tile does not need grout. Tape over light stones to avoid dark color grout staining.

PINNACLE FÊTE

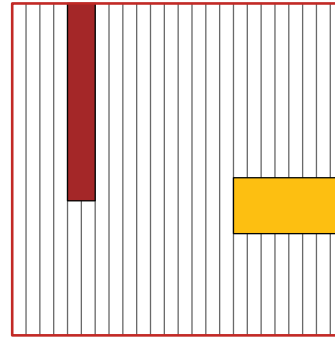
SET OF 4 UNITS



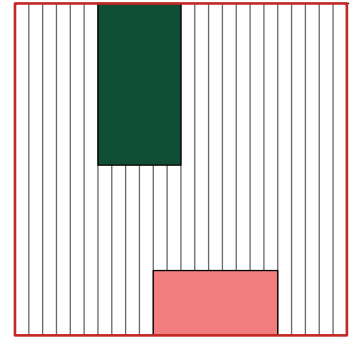
PART A



PART B



PART C



PART D

UNITS IN REPEAT

