

OMBRÉ STONE


Ombre Stone Grey arranges a host of classic and beautiful marbles into a cascading wave, sweeping through the legendary white stones from pure white Thassos, to creamy Bianco Dolomiti, into Statuary's trademark grey on white and the classic grey of Bardiglio Nuvolato, and ending with deep, dark China Black. Each stone is polished for a consistent finish. Extenders are offered in Thassos and China Black, to elongate either end of the Ombre range. Ombre Lilac also begins with Thassos and Bianco Dolomiti, then sweeps into Lilac marble, from soft veins against white to deep purple, all polished. The Thassos extender modulates with Ombre Lilac as well. The design possibilities offered by Stone Ombre and its extenders are extraordinary, and promise outstanding results.




PICTURED: GREY OMBRÉ STONE POLISHED MOSAIC

OMBRÉ STONE


OMBRÉ




Grey Polished Mosaic
China Black, Grey Black, Bardiglio Nuvolato, Statuary, Bianco Dolomiti, Thassos




Lilac Polished Mosaic
Lilac, Bianco Dolomiti, Thassos



EXTENDERS



Black



White

APPLICATIONS									VARIATION ⁶			
INTERIOR FLOOR	INTERIOR WALL	SHOWER WALL	SHOWER FLOOR	EXTERIOR FLOOR	EXTERIOR WALL	POOL/ FOUNTAIN	COUNTER TOP	FIREPLACE SURROUND	V1	V2	V3	V4
Light/Med Traffic Commercial	All	Yes, including steam	See Notes ¹	No	Yes, Non-Freeze Thaw	No	Yes	Yes				
INSTALLATION/MAINTENANCE										MOSAIC		
SETTING MATERIAL	GROUT	GROUT JOINT	MEMBRANE	CAULK	SEALER	CLEANER	INSTALLATION INSTRUCTIONS	LAYOUT	DRY LAYOUT			
Ardex N23 Microtec Rapid Set ²	Ardex FG-C Microtec Unsanded ³	As established on sheets	Ardex 8 + 9	Ardex SX	AquaMix Sealer's Choice Gold	AquaMix Concentrated Stone & Tile Cleaner	TCNA Handbook ⁴	Rotated	Required ⁵			
NOTES												
¹ Lilac Mosaic - Yes, Grey Mosaic - No ² Or Mapei Granirapid System required for Ombré Grey Alternate mortar for Ombré Lilac, White or Black Ardex X4 or Mapei Ultraflex 2 ³ Alternate grout - Mapei Flexcolor CQ or Mapei Ultracolor Plus FA ⁴ IMPORTANT: Proper installation will prevent darkening due to water accumulation behind the product. Follow TCNA guidelines to ensure proper installation. ⁵ Layout for overview of material before installation. ⁶ V2 for Extenders												
										20" x 6 7/16" x 3/8" (0.90 sf/pc) Interlocking Sheet		

OMBRÉ STONE

INSTALLATION INSTRUCTIONS

TO CREATE AN OMBRÉ, ROTATE EACH PIECE 180°.

