

INVISIBLE GREY



Quarried in Turkey, Invisible Grey's white-grey background is webbed with subtle tones of taupe, blue, and grey veining for a striking surface that adds interest to a neutral colorway. Stocked in honed 12" x 24" field tile, 5cm hexagon mosaics, and 2 and 3cm polished slabs.



PICTURED: INVISIBLE GREY 5CM HEX MOSAIC & FIELD TILE.

INVISIBLE GREY

12" x 24" Field Tile



APPLICATIONS									VARIATION				TAILORED TO CUSTOMIZATION	
INTERIOR FLOOR	INTERIOR WALL	SHOWER WALL	SHOWER FLOOR	EXTERIOR FLOOR	EXTERIOR WALL	POOL/ FOUNTAIN	COUNTER TOP	FIREPLACE SURROUND	V1	V2	V3	V4	CARPET CUTTING	FIELD
Light Traffic Residential	All excluding showers	No ¹	No	No	No	No	Yes	Yes					FINISH	MOSAIC
													SADDLE	VANITY TOP
													WATERJET	

INSTALLATION/MAINTENANCE									
SETTING MATERIAL	GROUT	GROUT JOINT	MEMBRANE	CAULK	SEALER	CLEANER	INSTALLATION INSTRUCTIONS	LAYOUT	DRY LAYOUT
Mapei Kerapoxy 410	Mapei Ultracolor Plus FA ²	1/8" Min.	Mapei Mapelastc AquaDefense	Mapei Keracaulk Sanded	AquaMix Sealers Choice Gold	AquaMix Concentrated Cleaner	TCNA Handbook ³	No	Recommended

STONE

12" x 24" x 1/2" (2 sf/unit)
Honed Field Tile
Mesh Backed

2CM (3/4") & 3CM (1 1/4")
Polished Slab

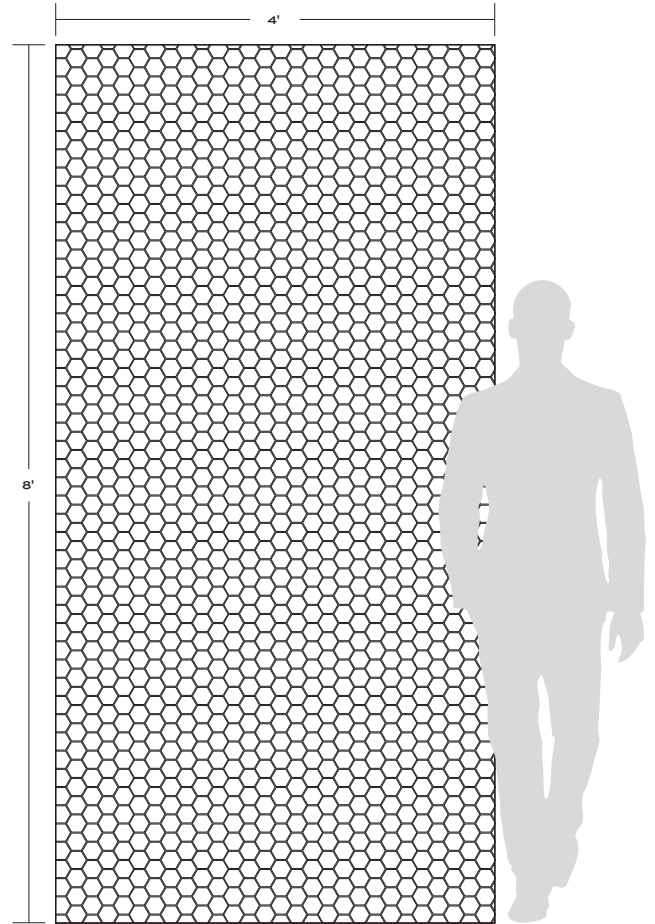
NOTES

¹ Slabs Shower Wall - Conventional showers only
² Alternate Grout - Ardex FG-C Microtec Unsanded
³ Slabs - NSI DSDM. The NSI recommends installing resin-backed stone with epoxy-based setting materials. Consult your setting materials manufacturer for specific recommendations.

Tech Notes: Epoxy fill is to be expected and is not considered a flaw in this material. Mesh backed use appropriate setting materials. Thickness variation may be up to 1mm. Mesh backed use appropriate setting materials. Thickness variation may be up to 1mm.

INVISIBLE GREY

5cm Hexagon Mosaic



APPLICATIONS									VARIATION				TAILORED TO CUSTOMIZATION	
INTERIOR FLOOR	INTERIOR WALL	SHOWER WALL	SHOWER FLOOR	EXTERIOR FLOOR	EXTERIOR WALL	POOL/ FOUNTAIN	COUNTER TOP	FIREPLACE SURROUND	V1	V2	V3	V4	CARPET CUTTING	FIELD
Commercial Light/Medium	All	Yes, including steam	Yes, including steam	No	Yes, non-freeze thaw	No	Yes	Yes					FINISH	MOSAIC
													SADDLE	VANITY TOP
													WATERJET	
INSTALLATION/MAINTENANCE										STONE				
SETTING MATERIAL	GROUT	GROUT JOINT	MEMBRANE	CAULK	SEALER	CLEANER	INSTALLATION INSTRUCTIONS	LAYOUT	DRY LAYOUT	<p>10 1/4" x 11 7/8" x 3/8" (0.84 sf/unit) Honed 5cm Hex Mosaic Interlocking Sheet</p>				
Ardex X4 White Tile & Stone Mortar ¹	Ardex FG-C Microtec Unsanded ²	As established on sheets	Ardex 8+9	Mapei Keracaulk Unsanded	AquaMix Sealers Choice Gold	AquaMix Concentrated Cleaner	TCNA Handbook	No	Recommended					
NOTES														
¹ Alternate mortar - Mapei Ultraflex 2 White ² Alternate grout - Mapei Ultracolor Plus FA Tech Notes: Product MUST be installed in accordance with current TCNA Handbook Stone Methods. Epoxy Fill Is to be expected and is not considered a flaw in this material. White Mortar is recommended for natural stone.														