


# FIOR DI BOSCO

This classic marble is named “wildflower” in Italian, the nation of its origin. Softly flowing infusions of warm apricot move across a ground of rich pearl grey, creating a surface redolent both of Art Deco and Mid-Century Modern design. The visual movement of the veining in this 2cm polished marble from Tuscany is especially appealing, with precisely the right energy to be constantly intriguing.



2cm  
Polished

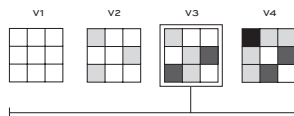
APPLICATIONS									INSTALLATION/ MAINTENANCE		TAILORED TO CUSTOMIZATION	
ACID SENSITIVITY	COUNTER TOP	INTERIOR FLOOR	INTERIOR WALL	SHOWER WALL	SHOWER FLOOR	EXTERIOR FLOOR	EXTERIOR WALL	POOL/ FOUNTAIN	SETTING MATERIAL	INSTALLATION INSTRUCTIONS	CARPET CUTTING	FIELD
High <sup>1</sup>	Yes	Light / Med Traffic Commercial	All	Conventional Only <sup>2</sup>	No	No	No	No	Mapei Kerapoxy 410 <sup>3</sup>	MIA DSDM <sup>4</sup>	MOSAIC	SADDLE
											VANITY TOP	WATERJET

**ORIGIN**




Quarried in Italy

**VARIATION**




**SLAB**



¾ (2CM)  
POLISHED

**MATERIAL**



MARBLE

**NOTES**

<sup>1</sup> This material is highly sensitive to acids. When used as a kitchen countertop, acid etching will be highly visible. Do not use this material if acid etching is a concern. For kitchen countertops we recommend a honed finish. Expect material to patina over time and create a beautiful rustic/antique look.

<sup>2</sup> Regarding Fiberglass Mesh Backed Stones for installation in wet areas, consult your fabricator for recommended installation method. Options include, but are not limited to complete removal of fiberglass mesh backing (where applicable) or installing with epoxy setting material. Any decision to install contrary to most current Marble Institute of America Dimension Stone Design Manual practices is solely at buyers discretion and risk.

<sup>3</sup> May have fiberglass mesh backing, choose setting materials accordingly.

<sup>4</sup> Please see MIA DSDM (Dimension Stone Design Manual) for all installation instructions.

Mortar Note: The MIA recommends installing resin-backed stone with epoxy-based setting materials. Consult your setting materials manufacturer for specific recommendations.