

DOGE MOSAIC

Named for the Doge Palace, the fabulous home of the Dukes of Venice who ruled the republic during the height of its power, our Doge Mosaic draws from the Cosmati style of opus sectile, or “cut work,” that originated in Rome before the Renaissance. A timeless pattern in five distinct colorways, Doge is crafted from exquisite marble, polished and finished with a precision worthy of its proud heritage




PHOTOGRAPHED BY CHRISTOPHER SCOTT


DOGE MOSAIC




White Polished
Thassos & Calacatta Gold




Light Grey Polished
Thassos & Bianco Carrara




Grey Polished
Bianco Carrara & Bardiglio



Black Polished
Nero & Statuary



Fete Polished - Multi Blend



APPLICATIONS								
INTERIOR FLOOR	INTERIOR WALL	SHOWER WALL	SHOWER FLOOR	EXTERIOR FLOOR	EXTERIOR WALL	POOL/ FOUNTAIN	COUNTER TOP	FIREPLACE SURROUND
Light/ Medium Commercial	All	Yes, including steam ¹	Yes, including steam ²	No	Yes, non-freeze thaw ³	No	Yes	Yes

VARIATION ⁷			
V1	V2	V3	V4

TAILORED TO CUSTOMIZATION
CARPET CUTTING
FIELD
FINISH
MOSAIC
SADDLE
VANITY TOP
WATERJET

INSTALLATION/MAINTENANCE									
SETTING MATERIAL	GROUT	GROUT JOINT	MEMBRANE	CAULK	SEALER	CLEANER	INSTALLATION INSTRUCTIONS	LAYOUT	DRY LAYOUT
Ardex X4 Tile & Stone Mortar ⁴	Ardex FG-C Mictrotec Unsanded ⁵	As established on sheets	Ardex 8+9	Ardex SX	AquaMix Sealer's Choice Gold	AquaMix Concentrated Stone & Tile Cleaner	TCNA Handbook	Maintain sheet orientation	Sample Dryout Layout ⁶


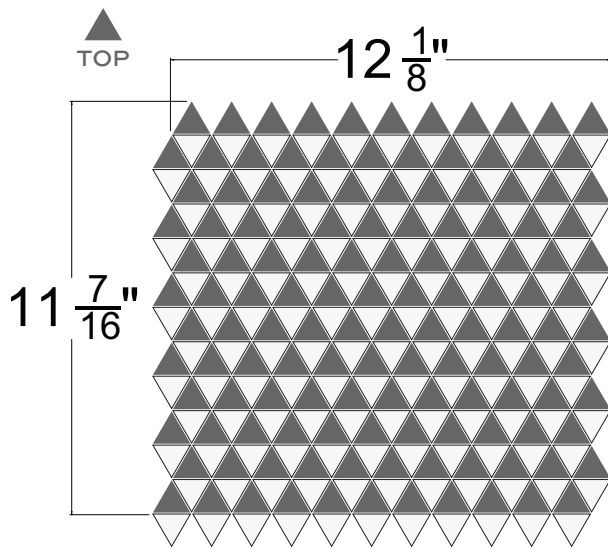
3/4" TRIANGLE MOSAIC

12 1/8" x 11 7/16" x 3/8" (0.96 SF)
POLISHED

NOTES	
¹ Shower Wall: Doge Grey - Conventional showers only	- Doge Grey/Fete only- Install with Ardex N23 White or Mapei Granirapid White.
² Shower Floor: Doge Grey not suitable for shower floors	
³ Exterior Wall: Doge Grey not recommended for exterior walls	
⁴ Alternate Mortar - Mapei Granirapid White 2-part System	
⁵ Alternate Grout - Mapei Ultracolor Plus FA	
⁶ Dry Layout: Doge Grey - Required dry layout	
⁷ Variation : Doge Grey & Light Grey - V2	
Tech Notes: Individual sheets of this mosaic are not square. Sheets are irregular and combine into a seamless interlocking pattern. Plan your layout accordingly. Patterns is directional, maintain sheet orientation during installation. White mortar is recommended for natural stone.	

DOGE-INSTALLATION GUIDE


SINGLE UNIT



STRIDBLKMP

SSPQRDOGEMP

STRIDGRMP



STRIDGGRLTMP

STRIDWHMP

- * PATTERN IS DIRECTIONAL, MAINTAIN SHEET ORIENTATION
- * COLORED STONES SHOULD POINT UPWARDS

UNITS IN REPEAT

