


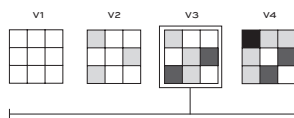


CIPOLLINO SLAB

The exquisite Cipollino marble, widely used throughout antiquity for its unique ornamental quality, is quarried in the Apuan Alps in northern Italy. Its unique green-beige coloring, with streaks and swirls of white and grey, evoke the fine layering of an onion, which yields its name: Cipollino, or “little onion,” in Italian. We’re stocking a fine selection of Cipollino in honed 12” x 24” tiles, a 3cm straight joint mosaic, and ¾” (2cm) slabs.



2cm Honed

APPLICATIONS										INSTALLATION/ MAINTENANCE		TAILORED TO CUSTOMIZATION
ACID SENSITIVITY	COUNTER TOP	INTERIOR FLOOR	INTERIOR WALL	SHOWER WALL	SHOWER FLOOR	EXTERIOR FLOOR	EXTERIOR WALL	POOL/ FOUNTAIN	FIREPLACE SURROUND	SETTING MATERIAL	INSTALLATION INSTRUCTIONS	CARPET CUTTING
High ¹	Yes	Light/Medium Traffic Commercial	All	Yes, including steam ²	Yes ²	No	No	No	Yes	Mapei Granirapid 2-Part System	MIA DSDM ³	FIELD
												MOSAIC
												SADDLE
												VANITY TOP
												WATERJET

ORIGIN	VARIATION	SLAB	MATERIAL
 <p>Quarried in Italy</p>		 <p>¾ (2CM): HONED</p>	 <p>MARBLE</p>

NOTES

¹ This material is highly sensitive to acids. When used as a kitchen countertop, acid etching will be highly visible. Do not use this material if acid etching is a concern. For kitchen countertops we recommend a honed finish. Expect material to patina over time and create a beautiful rustic/antique look.

² Regarding Fiberglass Mesh Backed Stones for installation in wet areas, consult your fabricator for recommended installation method. Options include, but are not limited to complete removal of fiberglass mesh backing (where applicable) or installing with epoxy setting material. Any decision to install contrary to most current Marble Institute of America Dimension Stone Design Manual practices is solely at buyers discretion and risk.

³ Please see MIA DSDM (Dimension Stone Design Manual) for all installation instructions.