


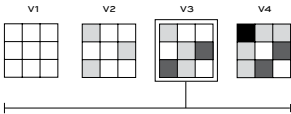


# CIPOLLINO GREY

An off-white marble with a dynamic and lively appearance, Cipollino Grey is characterized by its beautiful waves of veining. The allure of this highly ornamental stone lies in its exotic pattern — a gris-beige background complemented by distinct streaks & swirls in a cool yet neutral palette. Quarried in Brazil, Cipollino Grey honed slab is offered in 3/4" (2cm nominal).



2cm Honed

APPLICATIONS										INSTALLATION/ MAINTENANCE		TAILORED TO CUSTOMIZATION	
ACID SENSITIVITY	COUNTER TOP	INTERIOR FLOOR	INTERIOR WALL	SHOWER WALL	SHOWER FLOOR	EXTERIOR FLOOR	EXTERIOR WALL	POOL/ FOUNTAIN	FIREPLACE SURROUND	SETTING MATERIAL	INSTALLATION INSTRUCTIONS	CARPET CUTTING	FIELD
High <sup>1</sup>	Yes	Light/Medium Traffic Commercial	All	Yes, including steam <sup>2</sup>	Yes, including steam <sup>2</sup>	No	No	No	Yes	Ardex WA Epoxy	NSI DSDM <sup>3</sup>	MOSAIC	SADDLE
												VANITY TOP	WATERJET

ORIGIN	VARIATION	SLAB	QR CODE
 <p>Quarried in Brazil</p>			

## NOTES

<sup>1</sup> This material is sensitive to acids including those commonly found in kitchens. Acid etching occurs in many stones, but may be less visible on lighter colors and on surfaces with a honed finish. A professionally applied surface treatment like MORE™ AntiEtch™ can prevent acid etching.

<sup>2</sup> Showers: Product MUST be installed in accordance with current TCNA Handbook Stone Methods. The NSI recommends installing resin-backed stone with epoxy-based setting materials or a combination of suitable primer and cement-based mortar. Consult your setting materials manufacturer for specific recommendations.

<sup>3</sup> Please see NSI DSDM for all installation instructions.