



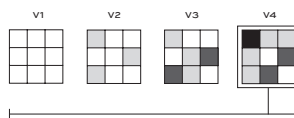


# CIPOLLINO CLASSICO SLAB

Cipollino marble has been glorifying interiors since the age of the Roman Empire. Sourced from the Apuan Alps of Northern Italy, it was long ago named “little onion,” for the infinite layers of deep forest green, rich cream, and silver that were revealed as it was quarried. Now, we offer a particularly dramatic range, Cipollino Classico, with swirling, rippling waves of color moving gracefully across the slab. Stocked in 2cm honed slabs.



2cm Honed

APPLICATIONS										INSTALLATION/ MAINTENANCE		TAILORED TO CUSTOMIZATION	
ACID SENSITIVITY	COUNTER TOP	INTERIOR FLOOR	INTERIOR WALL	SHOWER WALL	SHOWER FLOOR	EXTERIOR FLOOR	EXTERIOR WALL	POOL/ FOUNTAIN	FIREPLACE SURROUND	SETTING MATERIAL	INSTALLATION INSTRUCTIONS	CARPET CUTTING	FIELD
High <sup>1</sup>	Yes	Light/Medium Traffic Commercial	All	Yes, including steam <sup>2</sup>	Yes <sup>2</sup>	No	No	No	Yes	Mapei Kerapoxy 410	MIA DSDM <sup>3</sup>	MOSAIC	SADDLE
												VANITY TOP	WATERJET

ORIGIN	VARIATION	SLAB	MATERIAL
 <p>Quarried in Italy</p>		 <p>3/4 (2CM) HONED</p>	 <p>MARBLE</p>

## NOTES

<sup>1</sup> This material is highly sensitive to acids. When used as a kitchen countertop, acid etching will be highly visible. Do not use this material if acid etching is a concern. For kitchen countertops we recommend a honed finish. Expect material to patina over time and create a beautiful rustic/antique look.

<sup>2</sup> Fiberglass mesh backed slabs are not recommended for showers.

Recommended grout spacing - Interior flooring: 1/8" minimum, Interior walls: 1/4" minimum.

<sup>3</sup> Please see MIA DSDM (Dimension Stone Design Manual) for all installation instructions.

Tech notes: The M.I.A. Recommends installing resin-backed stone with epoxy-based setting materials. Consult your setting materials manufacturer for specific recommendations.