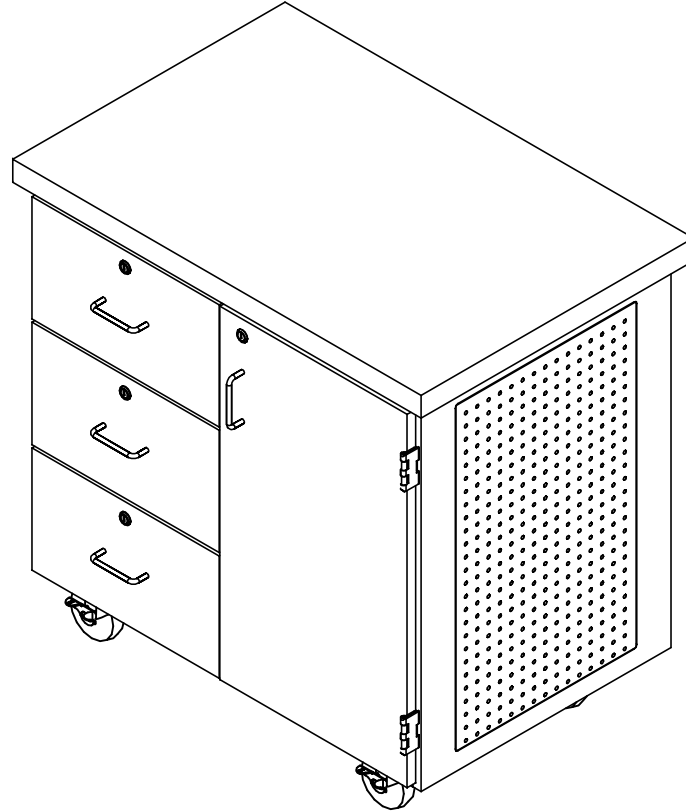


MOBILE STORAGE CABINET W/ PEGBOARD

WMSC-3135, WMSC-3735, & WMSC-3735BL SERIES
ASSEMBLY INSTRUCTIONS



NOTE:

1. MODEL VIEWS MAY NOT REPRESENT EXACT MODEL PURCHASED

ALL DIMENSIONS ARE IN INCHES UNLESS NOTED OTHERWISE
 DECIMALS: $\frac{1}{8}$ = $\pm .030$
 $\frac{1}{4}$ = $\pm .020$
 $\frac{3}{8}$ = $\pm .010$
 ANGLES: $\pm 1^\circ$
 CABINET SQUARENESS = $\pm .0625$

CONFIDENTIAL:
 ALL DESIGN RIGHTS RESERVED
 THE INFORMATION, DATA, DESIGN, AND DRAWINGS EMBODIED
 IN THIS DOCUMENT AND ALL REPRODUCTIONS THEREOF ARE
 THE EXCLUSIVE PROPERTY OF DIVERSIFIED WOODCRAFTS, INC.

THESE DOCUMENTS ARE SUPPLIED WITH THE UNDERSTANDING
 THAT THEY WILL NOT BE DISCLOSED TO THIRD PARTIES WITHOUT
 WRITTEN CONSENT OF DIVERSIFIED WOODCRAFTS, INC. ANY
 REPRODUCTION IN PART OR WHOLE WITHOUT WRITTEN
 CONSENT IS SUBJECT TO LEGAL ACTION.



300 South Krueger Street
 Suring, WI 54174
diversifiedwoodcrafts.com

TITLE:
 MOBILE STORAGE CABINET W/ PEGBOARD
 ASSEMBLY INSTRUCTIONS

DRAWING NUMBER:

WMSC SERIES

SCALE:

NTS

SHEET:

1 OF 6

REVISION:

REV A

A	CREATED ASSEMBLY INSTRUCTIONS	11/7/14	EMR	-
REV.	DESCRIPTION	DATE	NAME	ECN NO.
	REVISION LEVEL			

TOOLS REQUIRED $\frac{1}{2}$ " WRENCH

ADJUSTABLE PLIERS

ASSEMBLY COMPONENTS

ITEMS INCLUDED	PART #	PART DESCRIPTION	QTY
CASTERS	100081	CASTER,4IN SWIVEL TOP PLATE, W/BRAKE	4
CASTER HARDWARE KIT	206509	CASTER,ASSY,HDWRE,16-SCREW,16-NUTS	1
HOOK KIT	229752	HOOK KIT FOR WMSC-3735 QTY: 15	1

NOTE:

1. TOPS ARE EITHER CHEMGUARD OR MAPLE.

ALL DIMENSIONS ARE IN INCHES UNLESS NOTED OTHERWISE	DWN BY:	EMR	DATE DWN:	11/7/14
DECIMALS: $\frac{1}{2}$ = $\pm .030$	APR BY:		DATE APR:	
XX = $\pm .020$	APR BY:		DATE APR:	
XXX = $\pm .010$	APR BY:		DATE APR:	
ANGLES: = $\pm 1^{\circ}$	APR BY:		DATE APR:	
CABINET SQUARENESS: = $\pm .0625$	APR BY:		DATE APR:	

CONFIDENTIAL:
ALL DESIGN RIGHTS RESERVED
THE INFORMATION, DATA, DESIGN, AND DRAWINGS EMBODIED IN THIS DOCUMENT AND ALL REPRODUCTIONS THEREOF ARE THE EXCLUSIVE PROPERTY OF DIVERSIFIED WOODCRAFTS, INC.

THESE DOCUMENTS ARE SUPPLIED WITH THE UNDERSTANDING THAT THEY WILL NOT BE DISCLOSED TO THIRD PARTIES WITHOUT WRITTEN CONSENT OF DIVERSIFIED WOODCRAFTS, INC. ANY REPRODUCTION IN PART OR WHOLE WITHOUT WRITTEN CONSENT IS SUBJECT TO LEGAL ACTION.



300 South Krueger Street
Suring, WI 54174
diversifiedwoodcrafts.com

TITLE:
MOBILE STORAGE CABINET W/ PEGBOARD
TOOLS AND ASSEMBLY COMPONENTS

DRAWING NUMBER:

WMSC SERIES

SCALE:

NTS

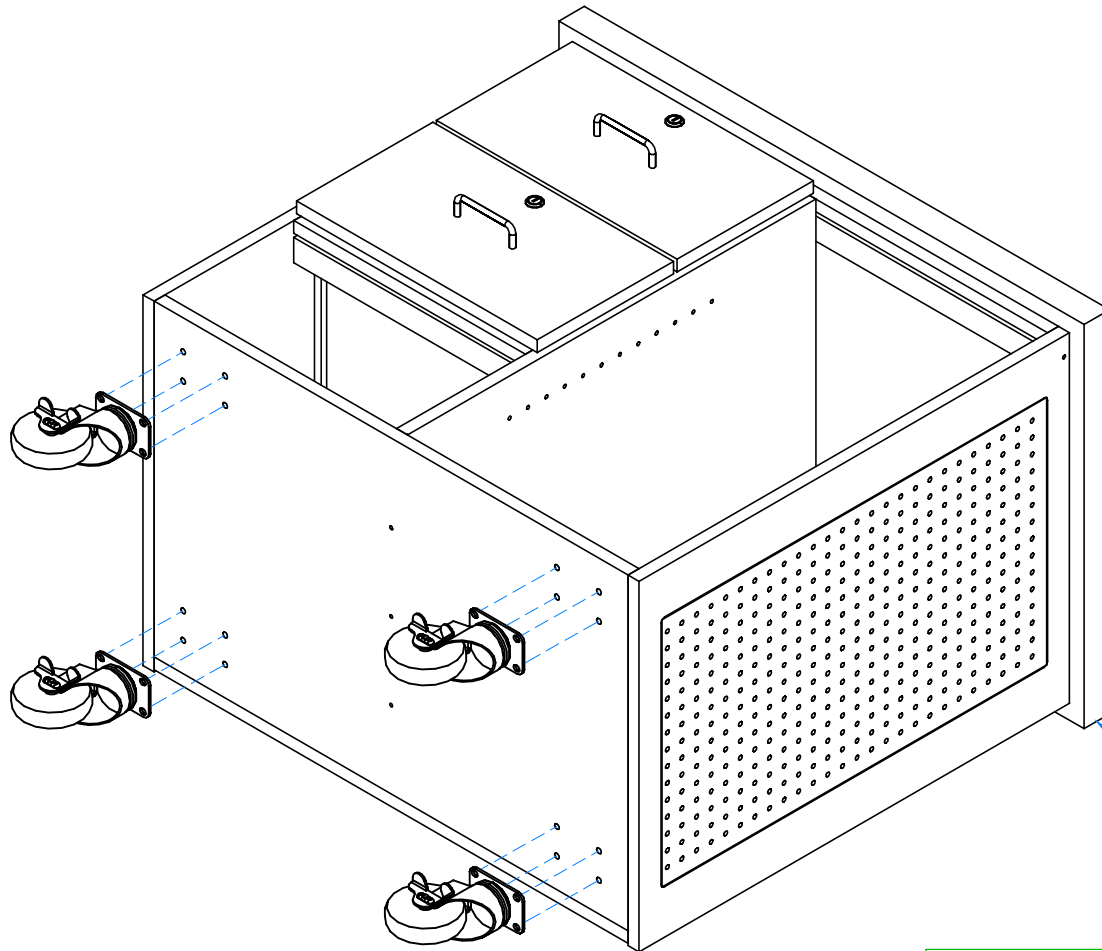
SHEET:

2 OF 6

REVISION:

REV A

A	CREATED ASSEMBLY INSTRUCTIONS	11/7/14	EMR	-
REV.	DESCRIPTION	DATE	NAME	ECN NO.
	REVISION LEVEL			



STEP 1:

- LAY CABINET ON ITS BACK.
- ATTACH CASTERS FROM INSIDE THE CABINET USING HARDWARE PROVIDED.

****NOTE****
BE SURE CABINET IS ON
A CLEAN SURFACE TO
PREVENT DAMAGE

NOTE:

1.

DOOR, BOTTOM DRAWER, AND HARDWARE
REMOVED TO SHOW CLARITY

A	CREATED ASSEMBLY INSTRUCTIONS	11/7/14	EMR	-
REV.	DESCRIPTION	DATE	NAME	ECN NO.

REVISION LEVEL

ALL DIMENSIONS ARE IN INCHES UNLESS
NOTED OTHERWISE
DECIMALS: $\frac{1}{8}$ = $\pm .030$
XX = $\pm .020$
XXX = $\pm .010$
ANGLES: $\pm 1^\circ$
CABINET SQUARENESS = $\pm .0625$

DWN BY: EMR DATE DWN: 11/7/14
APR BY: DATE APR:
APR BY: DATE APR:

CONFIDENTIAL:
ALL DESIGN RIGHTS RESERVED
THE INFORMATION, DATA, DESIGN, AND DRAWINGS EMBODIED
IN THIS DOCUMENT AND ALL REPRODUCTIONS THEREOF ARE
THE EXCLUSIVE PROPERTY OF DIVERSIFIED WOODCRAFTS, INC.

THESE DOCUMENTS ARE SUPPLIED WITH THE UNDERSTANDING
THAT THEY WILL NOT BE DISCLOSED TO THIRD PARTIES WITHOUT
WRITTEN CONSENT OF DIVERSIFIED WOODCRAFTS, INC. ANY
REPRODUCTION IN PART OR WHOLE WITHOUT WRITTEN
CONSENT IS SUBJECT TO LEGAL ACTION.



300 South Krueger Street
Suring, WI 54174
diversifiedwoodcrafts.com

TITLE:
MOBILE STORAGE CABINET W/ PEGBOARD
ASSEMBLY INSTRUCTIONS

DRAWING NUMBER:

WMSC SERIES

SCALE:

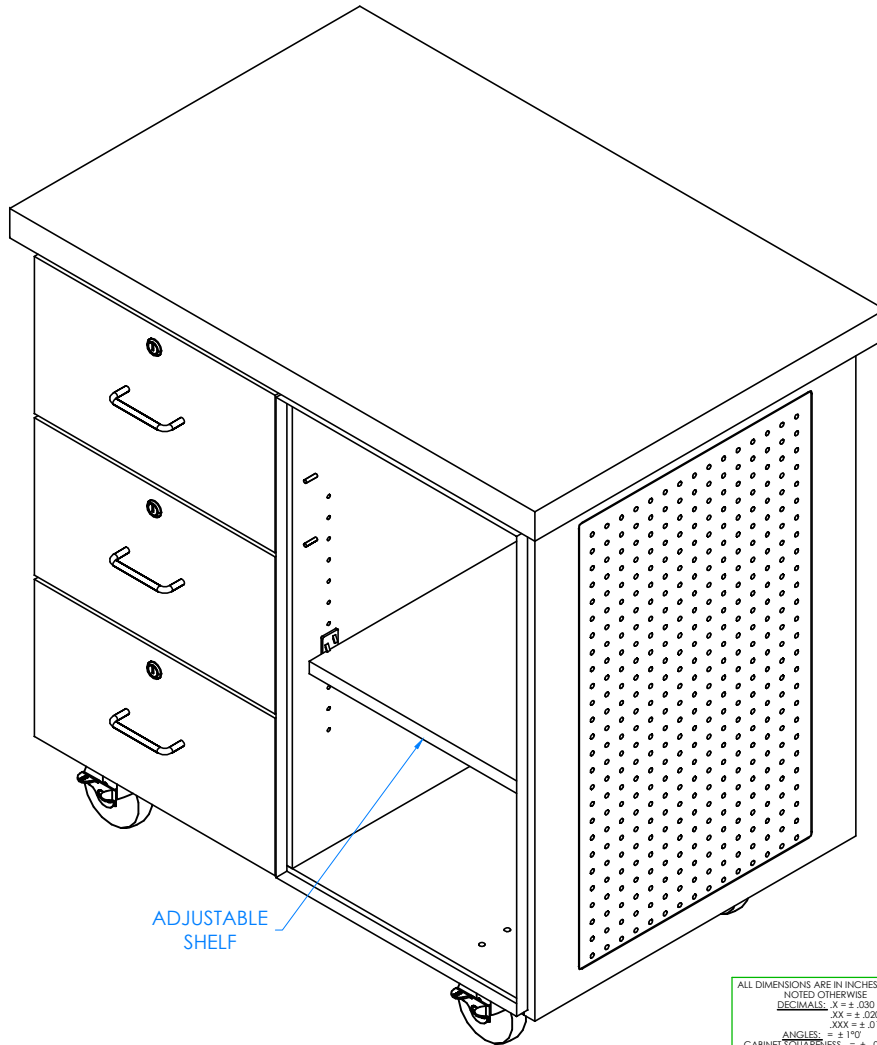
NTS

SHEET:

3 OF 6

REVISION:

REV A



STEP 2:

- TIP CABINET UP.
- INSERT SHELF CLIPS IN DESIRED LOCATION.
- PLACE SHELF ON CLIPS, MAKING SURE IT IS LEVEL.

NOTE:

1.

DOOR AND HARDWARE REMOVED
TO SHOW CLARITY

A	CREATED ASSEMBLY INSTRUCTIONS	11/7/14	EMR	-
REV.	DESCRIPTION	DATE	NAME	ECN NO.
	REVISION LEVEL			

ALL DIMENSIONS ARE IN INCHES UNLESS NOTED OTHERWISE	DWN BY:	EMR	DATE DWN:	11/7/14
DECIMALS: $\frac{1}{16} = \pm .030$	APR BY:		DATE APR:	
$\frac{1}{8} = \pm .020$	APR BY:		DATE APR:	
$\frac{3}{16} = \pm .010$	APR BY:		DATE APR:	
ANGLES: $\pm 1^\circ$	APR BY:		DATE APR:	
CABINET SQUARENESS: $\pm .0625$	APR BY:		DATE APR:	

CONFIDENTIAL:
ALL DESIGN RIGHTS RESERVED
THE INFORMATION, DATA, DESIGN, AND DRAWINGS EMBODIED IN THIS DOCUMENT AND ALL REPRODUCTIONS THEREOF ARE THE EXCLUSIVE PROPERTY OF DIVERSIFIED WOODCRAFTS, INC.

THESE DOCUMENTS ARE SUPPLIED WITH THE UNDERSTANDING THAT THEY WILL NOT BE DISCLOSED TO THIRD PARTIES WITHOUT WRITTEN CONSENT OF DIVERSIFIED WOODCRAFTS, INC. ANY REPRODUCTION IN PART OR WHOLE WITHOUT WRITTEN CONSENT IS SUBJECT TO LEGAL ACTION.



300 South Krueger Street
Suring, WI 54174
diversifiedwoodcrafts.com

TITLE:
MOBILE STORAGE CABINET W/ PEGBOARD
ASSEMBLY INSTRUCTIONS

DRAWING NUMBER:

WMSC SERIES

SCALE:

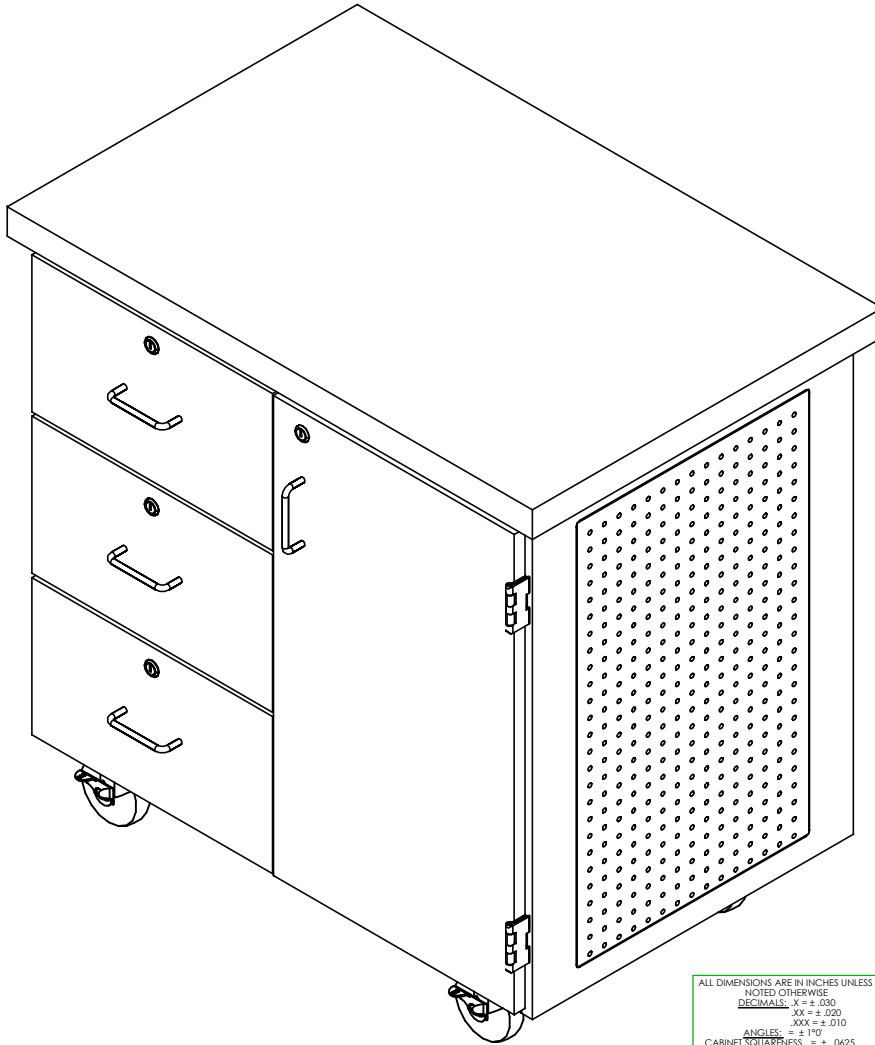
NTS

SHEET:

4 OF 6

REVISION:

REV A



STEP 3:

- SET CABINET IN DESIRED LOCATION.
- PLACE HOOKS ON PEGBOARD (NOT SHOWN).

NOTE:

1.

COMPLETE UNIT SHOWN

REV.	DESCRIPTION	DATE	NAME	ECN NO.
A	CREATED ASSEMBLY INSTRUCTIONS	11/7/14	EMR	-
REVISION LEVEL				

ALL DIMENSIONS ARE IN INCHES UNLESS NOTED OTHERWISE	DWN BY:	EMR	DATE DWN:	11/7/14
DECIMALS: $\frac{1}{16} = \pm .030$	APR BY:		DATE APR:	
$\frac{1}{8} = \pm .020$	APR BY:		DATE APR:	
$\frac{3}{16} = \pm .010$	APR BY:		DATE APR:	
ANGLES: $\pm 1^\circ$	APR BY:		DATE APR:	
CABINET SQUARENESS: $\pm .0625$	APR BY:		DATE APR:	

CONFIDENTIAL:
ALL DESIGN RIGHTS RESERVED
THE INFORMATION, DATA, DESIGN, AND DRAWINGS EMBODIED IN THIS DOCUMENT AND ALL REPRODUCTIONS THEREOF ARE THE EXCLUSIVE PROPERTY OF DIVERSIFIED WOODCRAFTS, INC.

THESE DOCUMENTS ARE SUPPLIED WITH THE UNDERSTANDING THAT THEY WILL NOT BE DISCLOSED TO THIRD PARTIES WITHOUT WRITTEN CONSENT OF DIVERSIFIED WOODCRAFTS, INC. ANY REPRODUCTION IN PART OR WHOLE WITHOUT WRITTEN CONSENT IS SUBJECT TO LEGAL ACTION.



300 South Krueger Street
Suring, WI 54174
diversifiedwoodcrafts.com

TITLE:
MOBILE STORAGE CABINET W/ PEGBOARD
ASSEMBLY INSTRUCTIONS

DRAWING NUMBER:	SCALE:	SHEET:	REVISION:
WMSC SERIES	NTS	5 OF 6	REV A

PRODUCT

Butcher Block (Varnished Tops) *Maintenance & Repair*

SPILLS

- Be sure any spills are cleaned up immediately. Excessive moisture and certain chemicals allowed to stand on a finished surface can cause damage.
- Clean spills or soiled areas with a damp cloth and dry thoroughly.
- Periodically, apply a coat of spray wax, paste wax, or lemon oil to finished surface. This will enhance and protect the finish and insure a moisture barrier is intact in the event the finish becomes scratched or worn.

SCRATCHES & DENTS

- Minor scratches and dents can be easily repaired by rubbing the affected area with steel wool or fine grit (#220) sandpaper. Remember, when rubbing or sanding always sand with the grain of the wood. Feather edges of repair in to the surrounding area. Remove all dust and residue and apply a coat of clear lacquer type finish or paint. Clear lacquer type finish can be purchased at most paint or hardware stores. Small cans of touch-up paint are available from your dealer or representative. Paint colors can easily be matched at most paint stores. Confine touch-up only to the area that was sanded. Remember, follow manufacturing directions on product label when refinishing.
- Major scratches and gouges where large portions of wood have been removed or damaged should be handled by a professional experienced in furniture repair with the proper tools and equipment.

MINERAL STREAKS

- Mineral Streaks—Natural Coloring of wood due to mineral deposits in the tree. Repair is not required and will add to the individuality of your table. Sizes can range up to a 1/4" wide and up to 3" in length.

HUMIDITY GUIDELINES

Your Butcher Block was kiln-dried to an initial moisture content of 7.6%. In order to maintain the beauty and integrity of your Butcher Block, it is recommended that special care be taken to keep the relative humidity and temperature within your home or warehouse in the highlighted range. This will limit the amount of expansion and contraction in your natural wood product and minimize the risk of environmental damage.

- **Environment Acclimation:** Environmental damage does not constitute defective product. Allowing your Butcher Block to acclimate to the environment for at least 72 hours prior to Installation, following recommended installation practices that allow your Butcher Block to move with the conditions and controlling the environment itself are all key factors that determine the life of your product.
- **Temperature Changes:** It is important to note that as winter temperatures drop, so does relative humidity in the air. The heaters come on which further dries the air. Keeping the area humidified to an acceptable level usually becomes necessary during the winter months. The opposite is true in spring and summer as humidity rises, dehumidifiers and air conditioners become the method of control.

		RELATIVE HUMIDITY %																	
		5	10	15	20	25	30	35	40	45	50	55	60	65	70	75	80	85	90
TEMPERATURE (°F)	30	1.4	2.6	3.7	4.6	5.5	6.3	7.1	7.8	8.7	9.5	10.4	11.3	12.4	13.5	14.9	17	18.5	21
	40	1.4	2.6	3.7	4.6	5.5	6.3	7.1	7.8	8.7	9.5	10.4	11.3	12.4	13.5	14.9	17	18.5	21
	50	1.4	2.6	3.6	4.6	5.5	6.3	7.1	7.9	8.7	9.5	10.3	11.2	12.3	13.4	14.8	16	18.4	20.9
	60	1.3	2.5	3.6	4.6	5.4	6.2	7	7.8	8.6	9.4	10.2	11.1	12.1	13.3	14.6	16	18.2	20.7
	70	1.3	2.5	3.5	4.5	5.4	6.2	6.9	7.7	8.5	9.2	10.1	11	12	13.1	14.4	16	17.9	20.5
	80	1.3	2.4	3.5	4.4	5.3	6.1	6.8	7.6	8.3	9.1	9.9	10.8	11.7	12.9	14.2	16	17.7	20.2
	90	1.2	2.3	3.4	4.3	5.1	5.9	6.7	7.4	8.1	8.9	9.7	10.5	11.85	12.6	13.9	15	17.3	19.8
	100	1.2	2.3	3.3	4.2	5	5.8	6.5	7.2	7.9	8.7	9.5	10.3	11.2	12.3	13.6	15	17	19.5

Example: If conditions in a warehouse are 60% relative humidity at 50 degrees Fahrenheit Dry wood will pick up moisture until 11.2% is reached, regardless of wood species and initial moisture content.