

**National  
Public  
Seating**



800.261.4112  
www.nationalpublicseating.com

# SCIENCE LAB TABLES

Full line of science tables made for the most rugged environments.



**Wood Tables**  
Series



**Steel Tables**  
Series



**Signature Tables**  
Series



**Designer Tables**  
Series



# PRODUCT INFO

## WOOD TABLES



Model SLT1-4260C shown

AVAILABLE IN 30" H AND 36" H



Tops available in HPL, Chem-Res, Phenolic, Whiteboard, Epoxy\*, and Trespa

\*Epoxy tables should not be used with casters.

All tables wider than 30", longer than 72", or with Epoxy/Trespa tabletops include stretchers and braces. Additional 3.5" Height when ordered with casters.



Rubber boots protect against spills



Legs attach w/ metal on metal double bolt assembly on 13-gauge steel corner braces



Solid Ash frame and legs



Adjustable Glides for Accurate Floor Leveling



Available with book compartments



Optional heavy duty 3" locking casters and stretchers and braces



products meet or exceed applicable ANSI/BIFMA standards

## STEEL TABLES



Model SLT3-2448 shown

ADJUSTS FROM 21.25" - 36.25"


Additional Height with Tabletop Thickness

28.5" Additional Height with Tabletop Thickness

OPTIONAL CASTERS AND GUSSETS AVAILABLE



Dual-side leg connection



Adjustable legs adjust in 1" increments



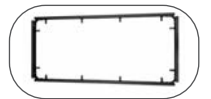
Corner brackets bolted onto frame



Welded 12 gauge leg top plate



11 gauge welded support brackets



16 gauge channel frame



Leveling glides can add up to 3/4" height to table



Optional heavy-duty 3" casters and gussets available



products meet or exceed applicable ANSI/BIFMA standards



Tops available in HPL, Chem-Res, Phenolic, Epoxy\*, and Trespa

\*Epoxy tables should not be used with casters.

All tables wider than 30", longer than 72", or with Epoxy/Trespa tabletops include a set of gussets.

Additional 3.5" Height when ordered with casters.

# PRODUCT INFO

## SIGNATURE TABLES



**Exceeds 1800 Wear Cycles and over 125" Ball Impact Resistance**



Aprons reinforced with 13" gauge steel corner brackets



Legs adjust in 3/4" increments from 27"-42"H with included spacer



Available with book compartments



Aprons made of solid Ash



11 gauge leg-bases fastened to tabletop with 6 heavy-duty screws



Legs come standard with simple-adjust glides for accurate floor leveling



Optional casters available for lightweight use



**Table can easily be set on an incline for physics experiments.**



Tops available in HPL, Chem-Res, Phenolic

## DESIGNER TABLES



1.2" Thick Reinforcement Board Under Tabletops for Added Strength



Legs adjust in 3/4" increments from 27"-42"H with included spacer



11 gauge leg-bases fastened to tabletop with 6 heavy-duty screws



Legs come standard with simple-adjust glides for accurate floor leveling



Optional casters available for lightweight use

**Table can easily be set on an incline for physics experiments.**



Tops available in HPL, Chem-Res, Phenolic, Butcherblock, and Whiteboard



## TABLE TOP OPTIONS

<b>BUTCHER BLOCK</b>	<b>WHITEBOARD</b>	<b>HPL</b>	<b>CHEM-RES</b>	<b>PHENOLIC</b>	<b>EPOXY</b>	<b>TRESPA</b>
<b>CORE MATERIAL</b> Solid Hard Maple Edge Grain	<b>CORE MATERIAL</b> Industrial Grade Particleboard with High-Pressure Laminate (HPL) Whiteboard	<b>CORE MATERIAL</b> Industrial Grade Particleboard with High-Pressure Laminate	<b>CORE MATERIAL</b> Industrial Grade Particleboard with Chemical Resistant Laminate	<b>CORE MATERIAL</b> Solid Phenolic Resin	<b>CORE MATERIAL</b> Solid Epoxy Resin	<b>CORE MATERIAL</b> Cellulose
<b>FINISH</b> Proprietary Urethane- Based Satin Finish	<b>FINISH</b> Gloss Finish	<b>FINISH</b> Black, Matte Finish	<b>FINISH</b> Black, Matte Finish	<b>FINISH</b> Black, Matte Finish	<b>FINISH</b> Black, Matte Finish	<b>FINISH</b> Black, Matte Finish
<b>EDGE</b> Square	<b>EDGE</b> 3mm PVC Edgebanding	<b>EDGE</b> Rounded Vinyl T-Mold	<b>EDGE</b> 3mm Edgebanding	<b>EDGE</b> 1/8" Bevel Edge	<b>EDGE</b> 1/8" Bevel Edge	<b>EDGE</b> 1/8" Bevel Edge
<b>THICKNESS</b> 1 3/4"	<b>THICKNESS</b> 1 1/4"	<b>THICKNESS</b> 1 1/8"	<b>THICKNESS</b> 1"	<b>THICKNESS</b> 3/4"	<b>THICKNESS</b> 1"	<b>THICKNESS</b> 3/4"



Note: Not to be used with casters

MODEL	DESCRIPTION
SLT1	30"H WOOD TABLE
SLT2	36"H WOOD TABLE
SLT3	HEIGHT ADJUSTABLE STEEL TABLE, BLACK
SLT4	SIGNATURE TABLE W/ BLACK LEGS
SLT5	SIGNATURE TABLE W/ OAK LEGS
SLT6	DESIGNER TABLE
SLT7	FIXED HEIGHT STEEL TABLE, BLACK
SLT8	HEIGHT ADJUSTABLE STEEL TABLE, SOFT GREY
SLT9	FIXED HEIGHT STEEL TABLE, SOFT GREY

SIZE	DESCRIPTION	SIZE	DESCRIPTION
2430	24" X 30"	3030	30" X 30"
2448	24" X 48"**	3060	30" X 60"**
2454	24" X 54"**	3072	30" X 72"°
2460	24" X 60"**	4260	42" X 60"TT
2472	24" X 72"**	4272	42" X 72"

■ Available in all frames  
 ■ Available in SLT1, 2, 3, 7, 8, & 9  
 \* Quickship tables available, choose from tops H, C, & P  
 ° Quickship tables available, choose from tops B, W, H, C, & P  
 TT Quickship tables available, choose from tops C  
 Custom sizes available upon request.

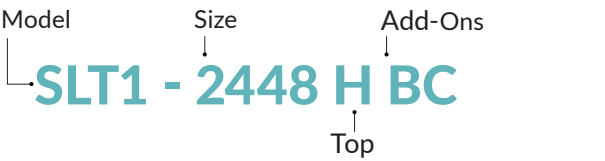
## ALL TABLES COME WITH LEVELING GLIDES OPTIONAL CASTERS AVAILABLE

ADD-ON	DESCRIPTION
B	ADD BOOK BOXES only for SLT1, SLT2, SLT4, & SLT5
C	ADD CASTERS & STRETCHERS/GUSSETS Stretchers included for SLT1 & SLT2 Gussets included for SLT3, 7, 8, and 9

TOP	DESCRIPTION
H	HIGH-PRESSURE LAMINATE
C	CHEM-RES
P	PHENOLIC
E	EPOXY <i>Note: Not to be used with casters</i>
T	TRESPA
W	WHITEBOARD
B	BUTCHER BLOCK

■ Available with all frames  
 ■ Available with SLT1, 2, & 6  
 ■ Available with SLT1, 2, 3, 7, 8 & 9  
 ■ Available with SLT6

## MODEL NUMBER CONFIGURATION



**Black Core Phenolic** *A CE ži dWUf[ YUbXYI hYbXYX~YUXh]a YUdd`m*




PFG705



PFS729




PBW954



PMO829



PAL029



PFO9435



PLG0428



PGS3978




PSR938



PNB6697




PSO5328



PEA2435



PPU858




PMJ1578



PNB969


**Color Thru Phenolic** *A CE ži dWUf[ YUbXYI hYbXYX~YUXh]a YUdd`m*




PB909CT



PNB969CT



PMO829CT



PMJ1578C