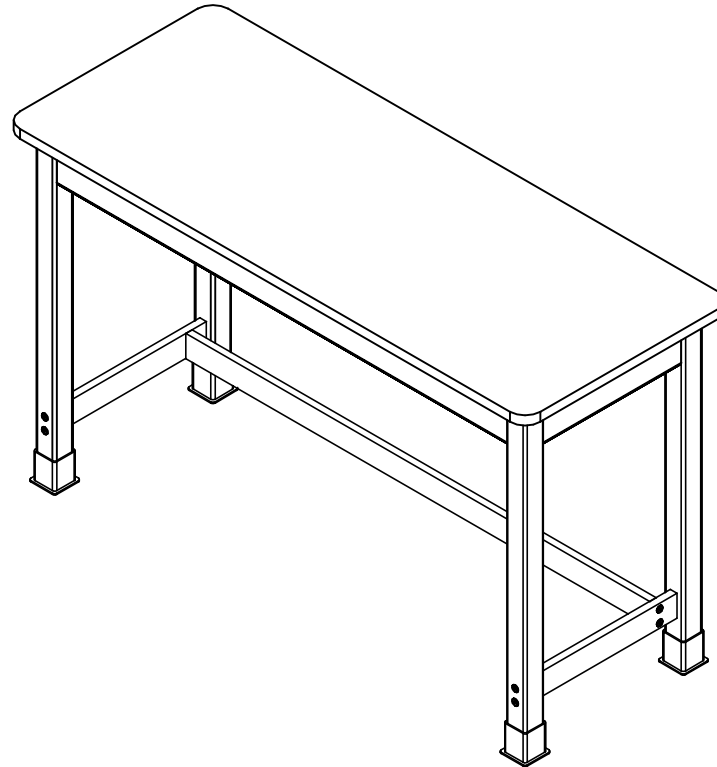


STANDARD TABLES

C7, D7, & P7 SERIES TABLES (OAK OR MAPLE)
ASSEMBLY INSTRUCTIONS



NOTE:

1. MODEL VIEWS MAY NOT REPRESENT EXACT MODEL PURCHASED

ALL DIMENSIONS ARE IN INCHES UNLESS NOTED OTHERWISE	DWN BY: EMK	DATE DWN: 5/5/20
CABINET SQUARENESS = ± .0625	APR BY:	DATE APR:
FRACTURAL VALUES = ± 1/32"	APR BY:	DATE APR:
- ALL VALUES ± OVERALL -		

CONFIDENTIAL:
ALL DESIGN RIGHTS RESERVED
THE INFORMATION, DATA, DESIGN, AND DRAWINGS EMBODIED IN THIS DOCUMENT AND ALL REPRODUCTIONS THEREOF ARE THE EXCLUSIVE PROPERTY OF DIVERSIFIED WOODCRAFTS, INC.

THESE DOCUMENTS ARE SUPPLIED WITH THE UNDERSTANDING THAT THEY WILL NOT BE DISCLOSED TO THIRD PARTIES WITHOUT WRITTEN CONSENT OF DIVERSIFIED WOODCRAFTS, INC. ANY REPRODUCTION IN PART OR WHOLE WITHOUT WRITTEN CONSENT IS SUBJECT TO LEGAL ACTION.



300 South Krueger Street
Suring, WI 54174
diversifiedwoodcrafts.com

TITLE:
PLAIN TABLES
ASSEMBLY INSTRUCTIONS

REV.	DESCRIPTION	DATE	NAME	ECN NO.
A	CREATED ASSEMBLY INSTRUCTIONS	5/5/20	EMK	-
REVISION LEVEL				

DRAWING NUMBER:	SCALE:	SHEET:	REVISION:
C7, D7, & P7 SERIES TABLES	NTS	1 OF 10	REV A

TOOLS REQUIRED

½" WRENCH
½" SOCKET AND TORQUE WRENCH - OPTIONAL
4MM ALLEN WRENCH

ASSEMBLY COMPONENTS

ITEMS INCLUDED	PART #	PART DESCRIPTION	QTY
TOP AND APRON ASSEMBLY	N/A	TOP ASSEMBLY (FACTORY ASSEMBLED)	1
LEGS	VARIES	LEG, (OAK OR MAPLE) 2.25X2.25X28.25	4
LEG HARDWARE	520001-4	LEG HARDWARE KIT, 4 LEGS	1
LEG BOOT	100076	LEG BOOT, BLK RUBBER	4
STRETCHER	N/A	STRETCHER - SIZE VARIES	VARIES
LEG BRACE	N/A	LEG BRACE - SIZE VARIES	2
CONFIRMATS - LEGS	227578	SCREW, 7MMX90MM, CONN, ALLENHEAD, BLACK	8
CONFIRMATS - STRETCHER	228564	SCREW, 7MMX50MM, CONN, ALLENHEAD, BLACK	4
SHELF - OPTIONAL	N/A	SHELF - SIZE VARIES (EITHER HALF DEPTH OR FULL DEPTH)	1
SCREWS - SHELF	100066	SCREW, #8X1.5 FSQ SMS TYPE 17	VARIES

NOTE:

1. COMPONENTS VARY WITH STYLE OF TABLE PURCHASED.
 - 1.2. TOP SELECTIONS:
 - 1.2.1. CHEMGUARD, PHENOLIC, 1¾" MAPLE, EPOXY, SHOPTOP, OR COLORED PLAM.
 - 1.3. SIZES OF TABLE:
 - 1.3.1. WIDTH = 48", 54", 60", & 72"; DEPTH = 21", 24", 30, 36", 42"; HEIGHT = 30", 34", OR 36".
2. **XX** INDICATES ITEMS THAT ARE ONLY USED ON MODELS WITH LEG BRACES AND STRETCHERS.

ALL DIMENSIONS ARE IN INCHES UNLESS NOTED OTHERWISE	DWN BY: EMK	DATE DWN: 5/5/20
CABINET SQUARENESS = ± .0625	APR BY:	DATE APR:
FRACTURAL VALUES = ± 1/32"	APR BY:	DATE APR:
- ALL VALUES ± OVERALL -		

CONFIDENTIAL:
 ALL DESIGN RIGHTS RESERVED
 THE INFORMATION, DATA, DESIGN, AND DRAWINGS EMBODIED IN THIS DOCUMENT AND ALL REPRODUCTIONS THEREOF ARE THE EXCLUSIVE PROPERTY OF DIVERSIFIED WOODCRAFTS, INC.

THESE DOCUMENTS ARE SUPPLIED WITH THE UNDERSTANDING THAT THEY WILL NOT BE DISCLOSED TO THIRD PARTIES WITHOUT WRITTEN CONSENT OF DIVERSIFIED WOODCRAFTS, INC. ANY REPRODUCTION IN PART OR WHOLE WITHOUT WRITTEN CONSENT IS SUBJECT TO LEGAL ACTION.



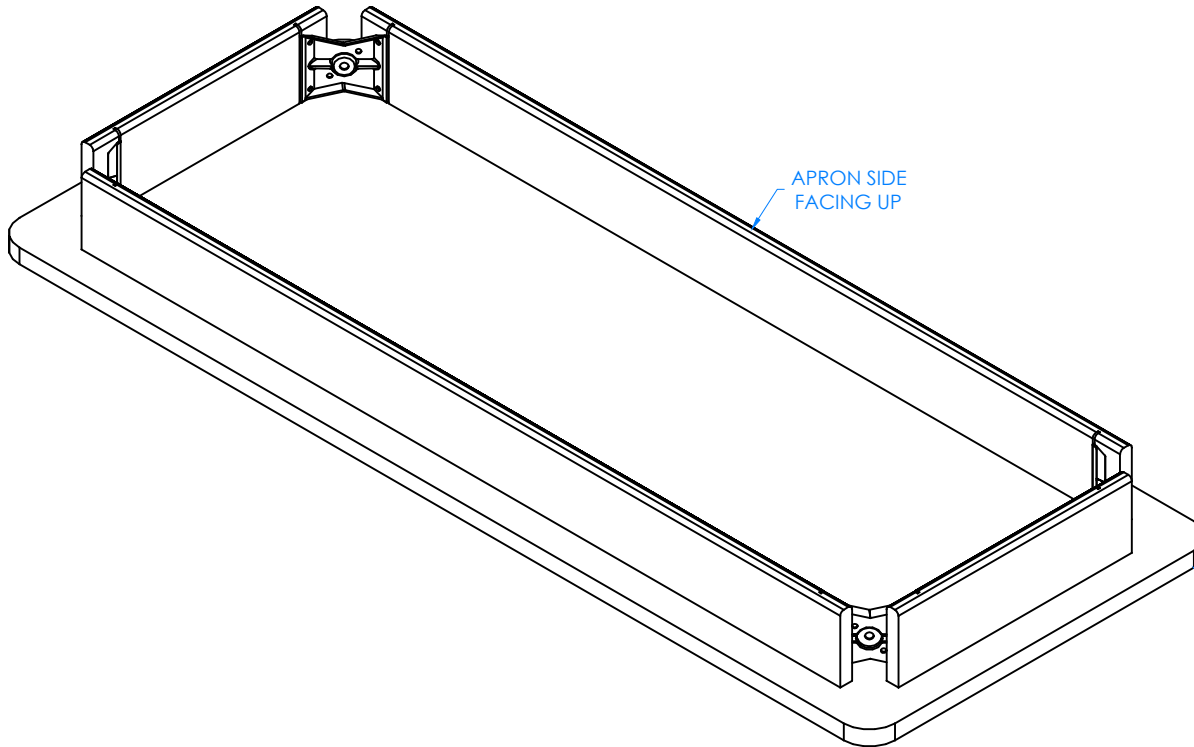
300 South Krueger Street
 Suring, WI 54174
 diversifiedwoodcrafts.com

TITLE:
 PLAIN TABLES
 TOOLS AND ASSEMBLY COMPONENTS

A	CREATED ASSEMBLY INSTRUCTIONS	5/5/20	EMK	-
REV.	DESCRIPTION	DATE	NAME	ECN NO.

REVISION LEVEL

DRAWING NUMBER: C7, D7, & P7 SERIES TABLES	SCALE: NTS	SHEET: 2 OF 10	REVISION: REV A
--	---------------	-------------------	--------------------



STEP 1:

- LAY TOP ASSEMBLY ON FLOOR WITH APRON SIDE FACING UP.

****NOTE****
BE SURE TOP ASSEMBLY IS ON A CLEAN SURFACE SUCH AS PACKAGING FOAM, CARDBOARD, OR A BLANKET TO PREVENT DAMAGE

NOTE:

- 1.

ALL DIMENSIONS ARE IN INCHES UNLESS NOTED OTHERWISE	DWN BY: EMK	DATE DWN: 5/5/20
CABINET SQUARENESS = ± .0625	APR BY:	DATE APR:
FRACTURAL VALUES = ± 1/32"	APR BY:	DATE APR:
- ALL VALUES ± OVERALL -		

CONFIDENTIAL:
ALL DESIGN RIGHTS RESERVED
THE INFORMATION, DATA, DESIGN, AND DRAWINGS EMBODIED IN THIS DOCUMENT AND ALL REPRODUCTIONS THEREOF ARE THE EXCLUSIVE PROPERTY OF DIVERSIFIED WOODCRAFTS, INC.

THESE DOCUMENTS ARE SUPPLIED WITH THE UNDERSTANDING THAT THEY WILL NOT BE DISCLOSED TO THIRD PARTIES WITHOUT WRITTEN CONSENT OF DIVERSIFIED WOODCRAFTS, INC. ANY REPRODUCTION IN PART OR WHOLE WITHOUT WRITTEN CONSENT IS SUBJECT TO LEGAL ACTION.

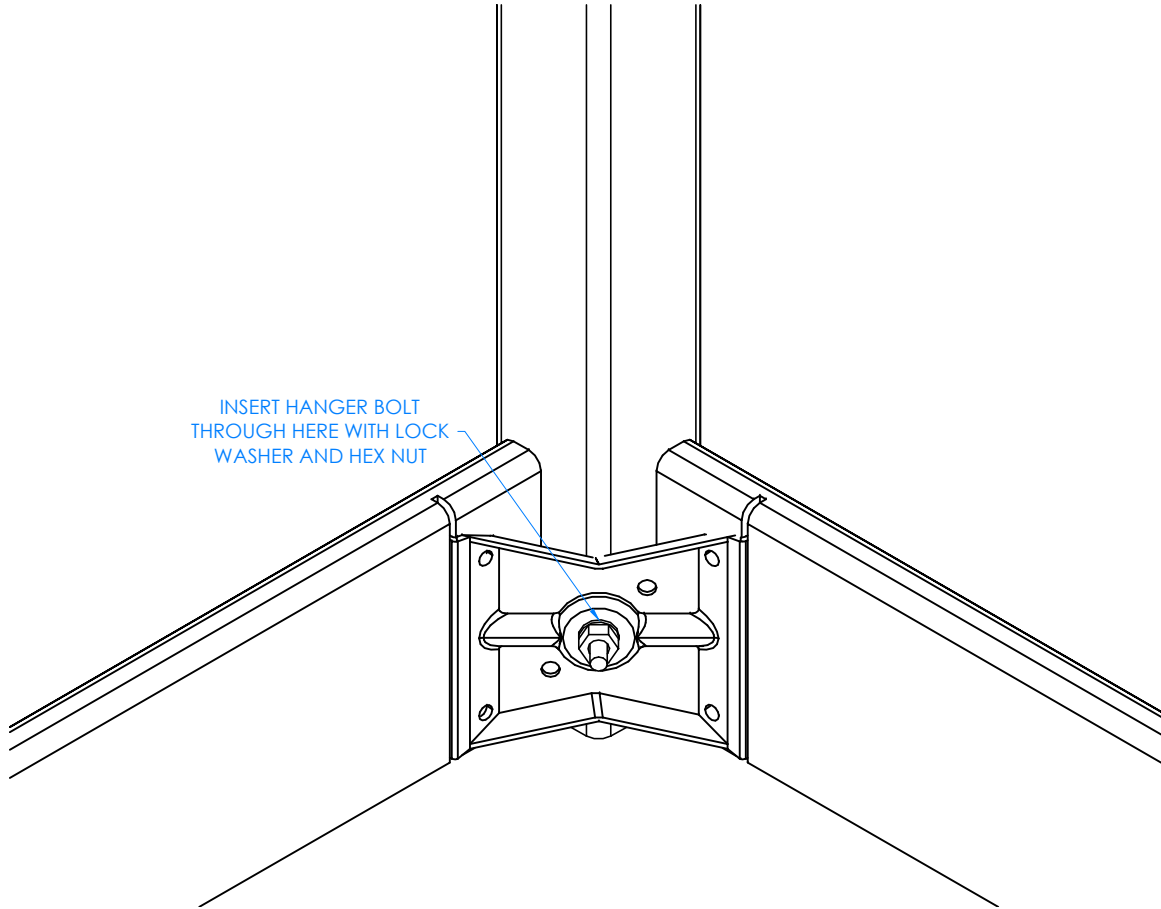


300 South Krueger Street
Suring, WI 54174
diversifiedwoodcrafts.com

TITLE:
PLAIN TABLES
ASSEMBLY INSTRUCTIONS

REV.	DESCRIPTION	DATE	NAME	ECN NO.
A	CREATED ASSEMBLY INSTRUCTIONS	5/5/20	EMK	-
REVISION LEVEL				

DRAWING NUMBER:	SCALE:	SHEET:	REVISION:
C7, D7, & P7 SERIES TABLES	NTS	3 OF 10	REV A



CLOSE UP OF CORNER LEG ASSEMBLY

STEP 2:

- INSERT HANGER BOLT ON ONE LEG THROUGH THE CORNER BRACKET AND INSERT LOCK WASHER AND HEX NUT.
- SCREW ON NUT USING A 1/2" WRENCH OR 1/2" SOCKET AND TORQUE WRENCH, TO A MINIMUM OF 12FT LBS BUT NOT TO EXCEED 17FT LBS.
- REPEAT FOR OTHER LEGS.
- NOTE: IF YOUR TABLE HAS BRACES AND STRETCHERS, DO NOT TIGHTEN NUTS ALL THE WAY. SEE STEP 4 AND 5 FOR CLARIFICATION.

NOTE:

1.

ALL DIMENSIONS ARE IN INCHES UNLESS NOTED OTHERWISE	DWN BY: EMK	DATE DWN: 5/5/20
CABINET SQUARENESS = ± .0625	APR BY:	DATE APR:
FRACTIONAL VALUES = ± 1/32"	APR BY:	DATE APR:
- ALL VALUES ± OVERALL -		

CONFIDENTIAL:
ALL DESIGN RIGHTS RESERVED
THE INFORMATION, DATA, DESIGN, AND DRAWINGS EMBODIED IN THIS DOCUMENT AND ALL REPRODUCTIONS THEREOF ARE THE EXCLUSIVE PROPERTY OF DIVERSIFIED WOODCRAFTS, INC.

THESE DOCUMENTS ARE SUPPLIED WITH THE UNDERSTANDING THAT THEY WILL NOT BE DISCLOSED TO THIRD PARTIES WITHOUT WRITTEN CONSENT OF DIVERSIFIED WOODCRAFTS, INC. ANY REPRODUCTION IN PART OR WHOLE WITHOUT WRITTEN CONSENT IS SUBJECT TO LEGAL ACTION.



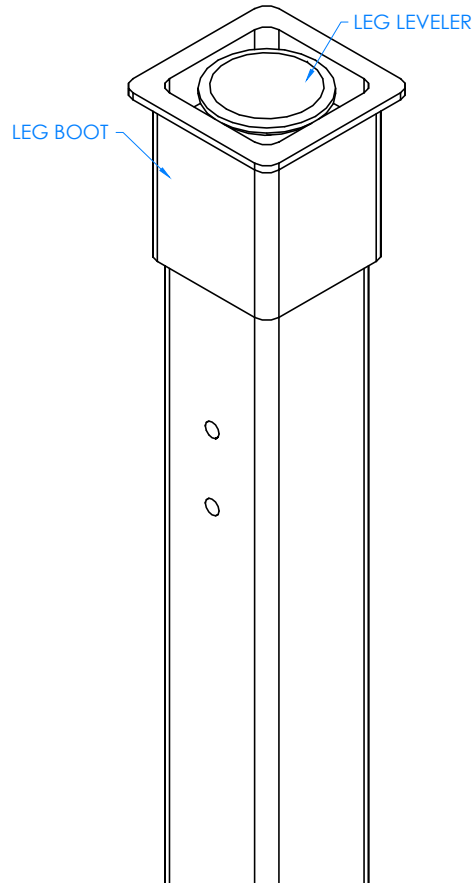
300 South Krueger Street
Suring, WI 54174
diversifiedwoodcrafts.com

TITLE:
PLAIN TABLES
ASSEMBLY INSTRUCTIONS

REV.	DESCRIPTION	DATE	NAME	ECN NO.
A	CREATED ASSEMBLY INSTRUCTIONS	5/5/20	EMK	-

REVISION LEVEL

DRAWING NUMBER: C7, D7, & P7 SERIES TABLES	SCALE: NTS	SHEET: 4 OF 10	REVISION: REV A
---	---------------	-------------------	--------------------



CLOSE UP OF LEG BOOT AND LEG LEVELER ASSEMBLY

STEP 3:

- SLIDE LEG BOOTS ONTO LEGS WITH FLARED END TOWARD BOTTOM OF LEG.
- SCREW LEG LEVELERS INTO T-NUT ON BOTTOM OF LEGS.

NOTE:

1.

ALL DIMENSIONS ARE IN INCHES UNLESS NOTED OTHERWISE	DWN BY: EMK	DATE DWN: 5/5/20
CABINET SQUARENESS = ± .0625	APR BY:	DATE APR:
FRAGILITARY VALUES = ± 1/32"	APR BY:	DATE APR:
- ALL VALUES ± OVERALL -		

CONFIDENTIAL:
ALL DESIGN RIGHTS RESERVED
THE INFORMATION, DATA, DESIGN, AND DRAWINGS EMBODIED IN THIS DOCUMENT AND ALL REPRODUCTIONS THEREOF ARE THE EXCLUSIVE PROPERTY OF DIVERSIFIED WOODCRAFTS, INC.

THESE DOCUMENTS ARE SUPPLIED WITH THE UNDERSTANDING THAT THEY WILL NOT BE DISCLOSED TO THIRD PARTIES WITHOUT WRITTEN CONSENT OF DIVERSIFIED WOODCRAFTS, INC. ANY REPRODUCTION IN PART OR WHOLE WITHOUT WRITTEN CONSENT IS SUBJECT TO LEGAL ACTION.



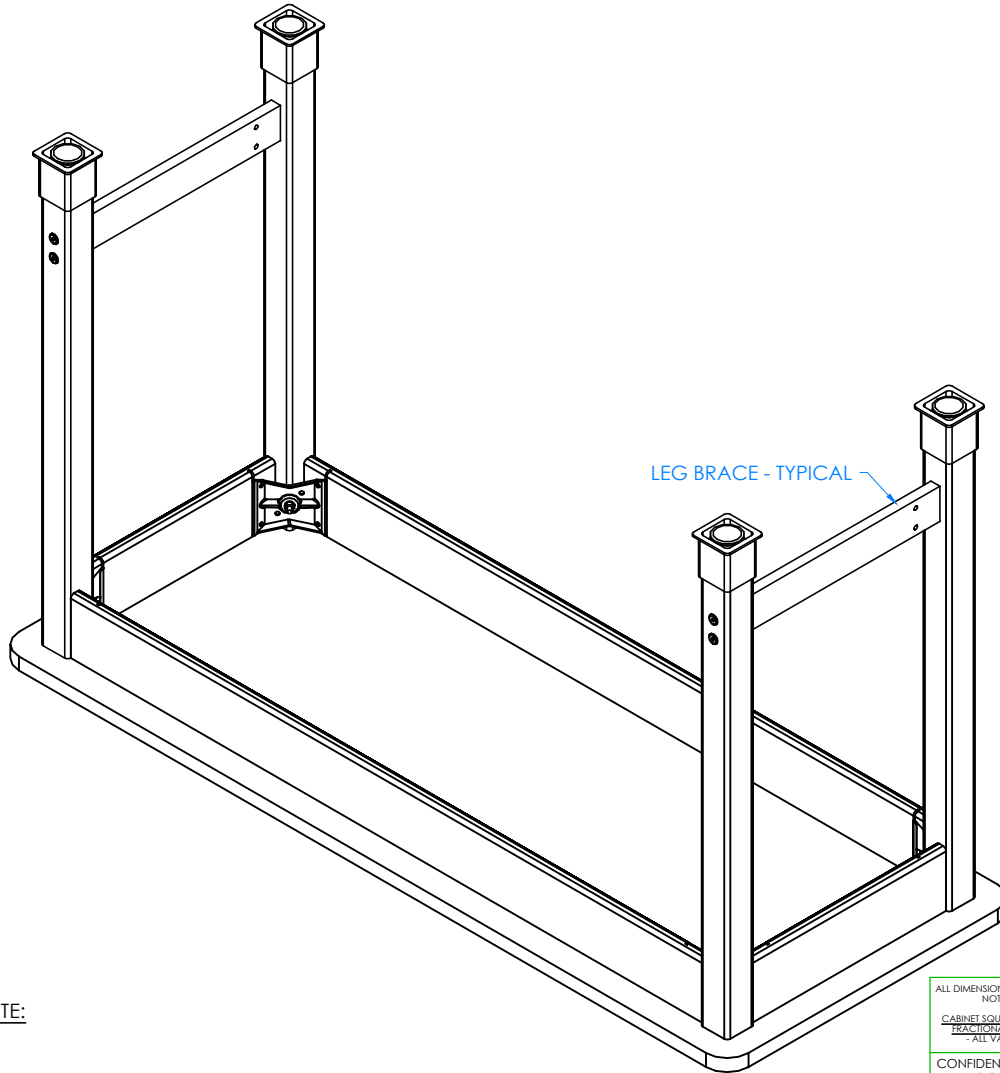
300 South Krueger Street
Suring, WI 54174
diversifiedwoodcrafts.com

TITLE:
PLAIN TABLES
ASSEMBLY INSTRUCTIONS

REV.	DESCRIPTION	DATE	NAME	ECN NO.
A	CREATED ASSEMBLY INSTRUCTIONS	5/5/20	EMK	-

REVISION LEVEL

DRAWING NUMBER: C7, D7, & P7 SERIES TABLES	SCALE: NTS	SHEET: 5 OF 10	REVISION: REV A
---	---------------	-------------------	--------------------



STEP 4:

- IF YOUR TABLE DOES NOT HAVE LEG BRACES AND STRETCHERS, SKIP TO STEP 6.
- ATTACH BRACE TO LEGS.
- INSERT THE CONFIRMATS INTO ONE LEG AND SCREW INTO BRACE.
- REPEAT FOR OTHER LEGS.
- MAKE SURE BRACES ARE STRAIGHT AND ALL CONFIRMATS ARE TIGHT.

NOTE:

1.

ALL DIMENSIONS ARE IN INCHES UNLESS NOTED OTHERWISE	DWN BY:	EMK	DATE DWN:	5/5/20
CABINET SQUARENESS = ± .0625	APR BY:		DATE APR:	
FRACTURAL VALUES = ± 1/32"	APR BY:		DATE APR:	
- ALL VALUES ± OVERALL -				

CONFIDENTIAL:
ALL DESIGN RIGHTS RESERVED
THE INFORMATION, DATA, DESIGN, AND DRAWINGS EMBODIED IN THIS DOCUMENT AND ALL REPRODUCTIONS THEREOF ARE THE EXCLUSIVE PROPERTY OF DIVERSIFIED WOODCRAFTS, INC.

THESE DOCUMENTS ARE SUPPLIED WITH THE UNDERSTANDING THAT THEY WILL NOT BE DISCLOSED TO THIRD PARTIES WITHOUT WRITTEN CONSENT OF DIVERSIFIED WOODCRAFTS, INC. ANY REPRODUCTION IN PART OR WHOLE WITHOUT WRITTEN CONSENT IS SUBJECT TO LEGAL ACTION.

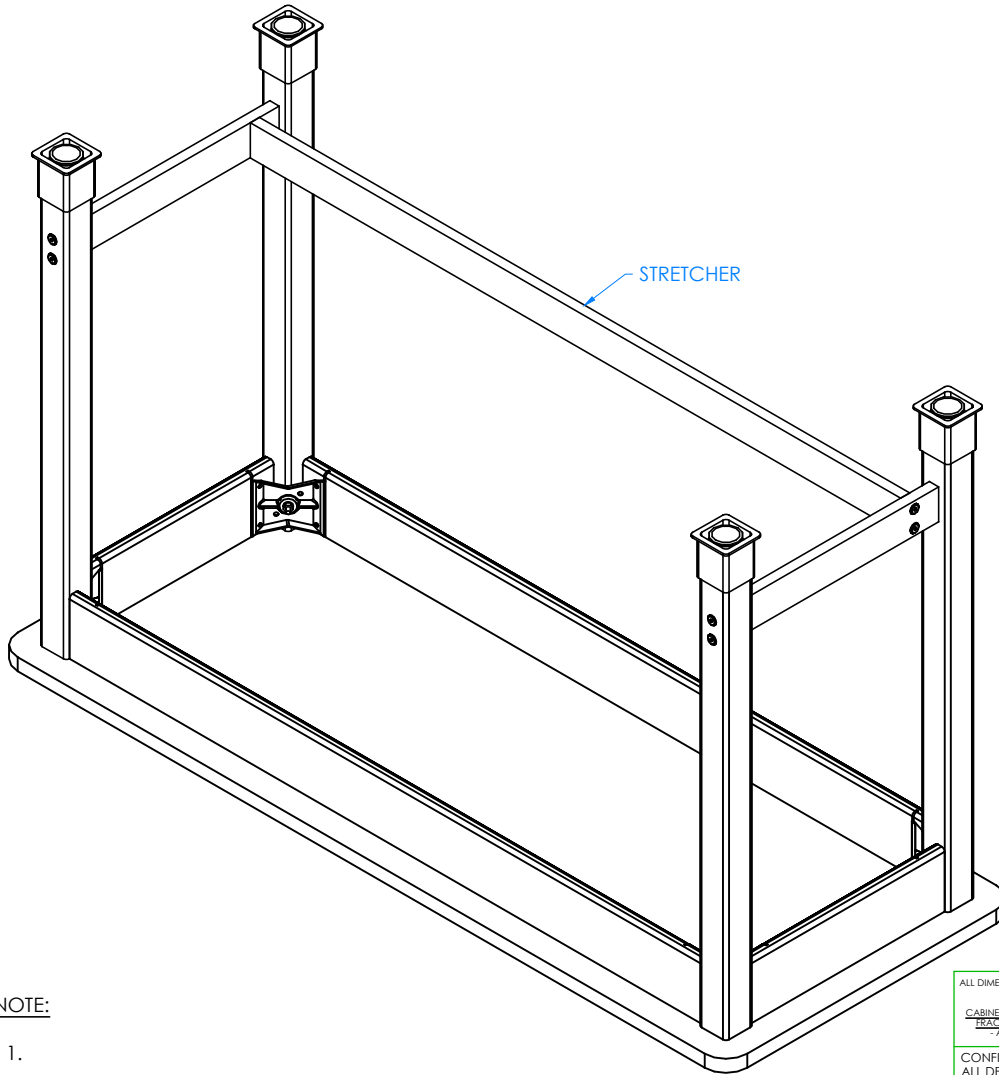


300 South Krueger Street
Suring, WI 54174
diversifiedwoodcrafts.com

TITLE:
PLAIN TABLES
ASSEMBLY INSTRUCTIONS

REV.	DESCRIPTION	DATE	NAME	ECN NO.
A	CREATED ASSEMBLY INSTRUCTIONS	5/5/20	EMK	-
REVISION LEVEL				

DRAWING NUMBER:	SCALE:	SHEET:	REVISION:
C7, D7, & P7 SERIES TABLES	NTS	6 OF 10	REV A



STEP 5:

- ATTACH STRETCHER TO BRACES WITH HARDWARE PROVIDED.
- GO BACK TO STEP 2 AND TIGHTEN UP THE HANGER BOLT FOR EACH LEG USING A 1/2" WRENCH OR 1/2" SOCKET AND TORQUE WRENCH, TO A MINIMUM OF 12FT LBS BUT NOT TO EXCEED 17FT LBS.
- NOTE: TABLES OVER 36" WILL RECEIVE (2) STRETCHERS!

NOTE:

1.

ALL DIMENSIONS ARE IN INCHES UNLESS NOTED OTHERWISE			
CABINET SQUARENESS	= ± .0625		
FRANCHISE VALUES	= ± 1/32"		
- ALL VALUES ± OVERALL -			
DWN BY:	EMK	DATE DWN:	5/5/20
APR BY:		DATE APR:	
APR BY:		DATE APR:	

CONFIDENTIAL:
 ALL DESIGN RIGHTS RESERVED
 THE INFORMATION, DATA, DESIGN, AND DRAWINGS EMBODIED IN THIS DOCUMENT AND ALL REPRODUCTIONS THEREOF ARE THE EXCLUSIVE PROPERTY OF DIVERSIFIED WOODCRAFTS, INC.

THESE DOCUMENTS ARE SUPPLIED WITH THE UNDERSTANDING THAT THEY WILL NOT BE DISCLOSED TO THIRD PARTIES WITHOUT WRITTEN CONSENT OF DIVERSIFIED WOODCRAFTS, INC. ANY REPRODUCTION IN PART OR WHOLE WITHOUT WRITTEN CONSENT IS SUBJECT TO LEGAL ACTION.



300 South Krueger Street
 Suring, WI 54174
 diversifiedwoodcrafts.com

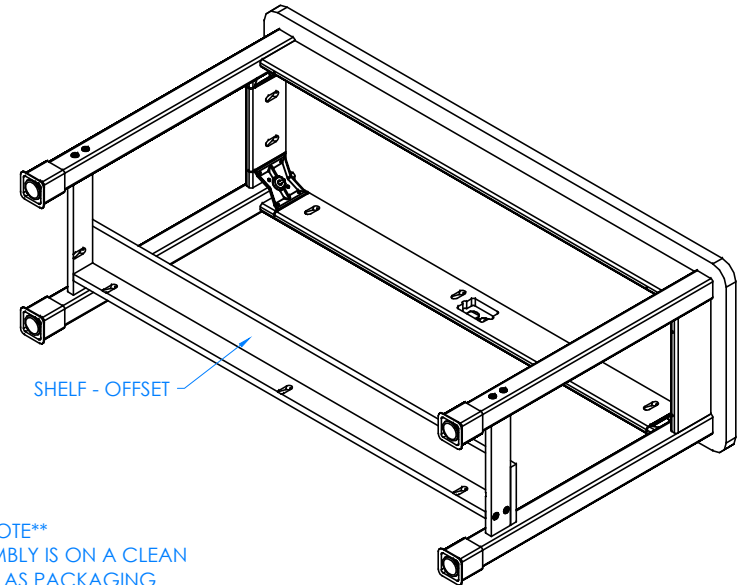
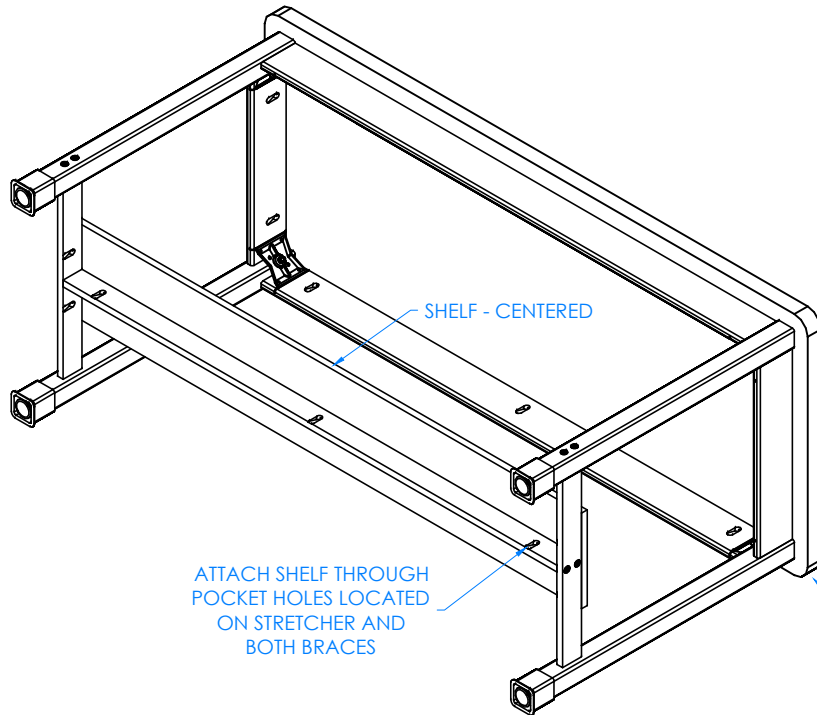
TITLE:
 PLAIN TABLES
 ASSEMBLY INSTRUCTIONS

A	CREATED ASSEMBLY INSTRUCTIONS	5/5/20	EMK	-
REV.	DESCRIPTION	DATE	NAME	ECN NO.
REVISION LEVEL				

DRAWING NUMBER:	SCALE:	SHEET:	REVISION:
C7, D7, & P7 SERIES TABLES	NTS	7 OF 10	REV A

STEP 6:

- IF YOUR TABLE DOES *NOT* HAVE A SHELF, SKIP TO STEP 7.
- WITH HELP FROM ANOTHER PERSON, TIP TABLE ON ITS SIDE.
- ATTACH SHELF TO STRETCHER AND BRACES BY SCREWING INTO POCKET HOLES LOCATED ON UNDERSIDE OF STRETCHER AND BRACES.
- NOTE: HALF DEPTH SHELVES ARE TO BE CENTERED ON ALL DOUBLE SIDED TABLES (OVER 24" DEEP) BUT ARE TO BE OFFSET TO THE BACK AND OVER THE STRETCHERS ON SINGLE SIDED (UNDER 24" DEEP) TABLES.



HALF WIDTH SHELF SHOWN ON TABLE UNDER 24" DEEP

NOTE:

1.

HALF WIDTH SHELF SHOWN ON TABLE OVER 24" DEEP

ALL DIMENSIONS ARE IN INCHES UNLESS NOTED OTHERWISE	DWN BY: EMK	DATE DWN: 5/5/20
CABINET SQUARENESS = ± .0625	APR BY:	DATE APR:
FRACATIONAL VALUES = ± 1/32"	APR BY:	DATE APR:
- ALL VALUES ± OVERALL -		

CONFIDENTIAL:
ALL DESIGN RIGHTS RESERVED
THE INFORMATION, DATA, DESIGN, AND DRAWINGS EMBODIED IN THIS DOCUMENT AND ALL REPRODUCTIONS THEREOF ARE THE EXCLUSIVE PROPERTY OF DIVERSIFIED WOODCRAFTS, INC.

THESE DOCUMENTS ARE SUPPLIED WITH THE UNDERSTANDING THAT THEY WILL NOT BE DISCLOSED TO THIRD PARTIES WITHOUT WRITTEN CONSENT OF DIVERSIFIED WOODCRAFTS, INC. ANY REPRODUCTION IN PART OR WHOLE WITHOUT WRITTEN CONSENT IS SUBJECT TO LEGAL ACTION.



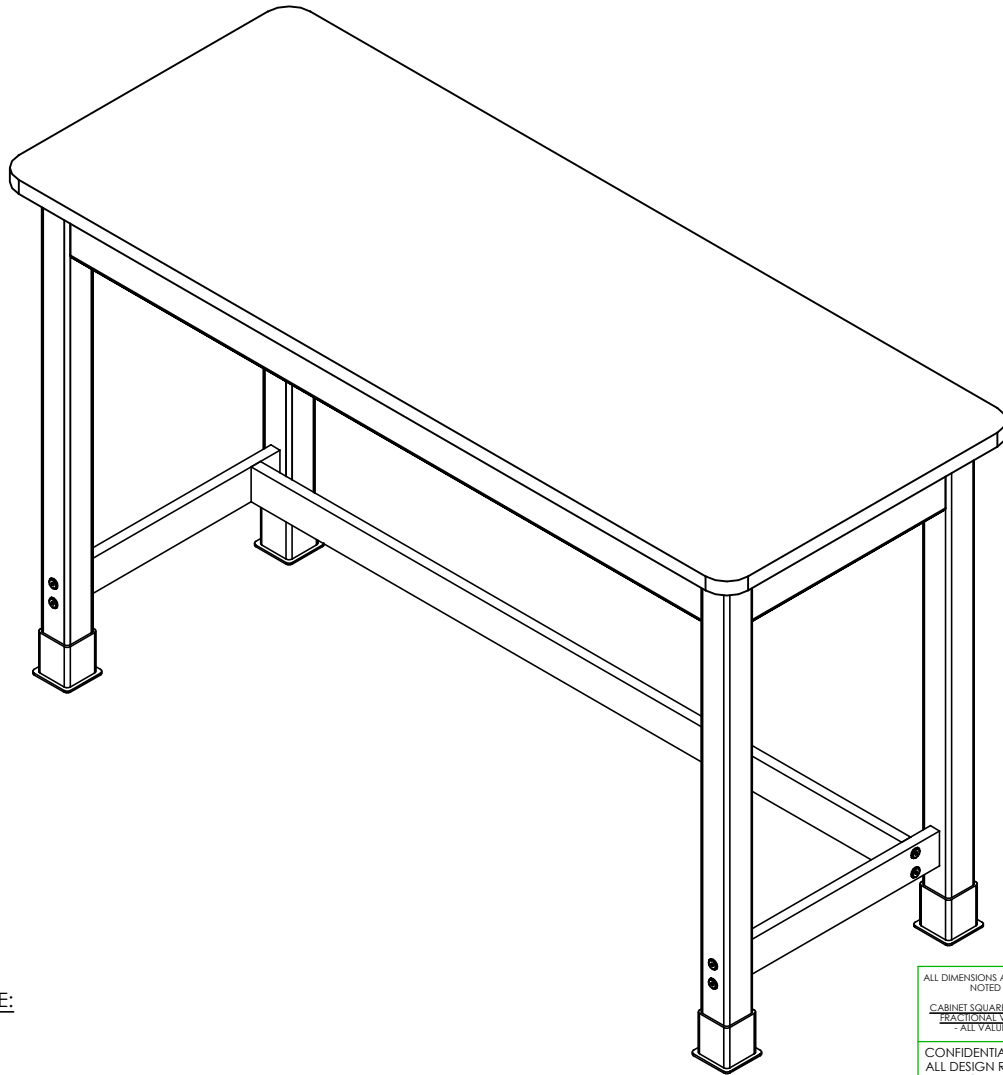
300 South Krueger Street
Suring, WI 54174
diversifiedwoodcrafts.com

TITLE:
PLAIN TABLES
ASSEMBLY INSTRUCTIONS

A	CREATED ASSEMBLY INSTRUCTIONS	5/5/20	EMK	-
REV.	DESCRIPTION	DATE	NAME	ECN NO.

REVISION LEVEL

DRAWING NUMBER: C7, D7, & P7 SERIES TABLES	SCALE: NTS	SHEET: 8 OF 10	REVISION: REV A
---	---------------	-------------------	--------------------



STEP 7:

- TURN TABLE OVER SO TOP IS UP.
- SET YOUR TABLE IN PLACE.
- ADJUST LEG LEVELERS TO LEVEL TABLE.
- SLIDE LEG BOOTS DOWN TO FLOOR.
- IF YOUR TABLE HAS DRAWERS, PLACE DRAWERS IN CORRECT LOCATION.

NOTE:

1.

COMPLETE UNIT SHOWN

ALL DIMENSIONS ARE IN INCHES UNLESS NOTED OTHERWISE			
CABINET SQUARENESS	= ± .0625	DWN BY:	EMK
FRANCHISE VALUES	= ± 1/32"	DATE DWN:	5/5/20
- ALL VALUES ± OVERALL -			
APR BY:		DATE APR:	
APR BY:		DATE APR:	

CONFIDENTIAL:
 ALL DESIGN RIGHTS RESERVED
 THE INFORMATION, DATA, DESIGN, AND DRAWINGS EMBODIED IN THIS DOCUMENT AND ALL REPRODUCTIONS THEREOF ARE THE EXCLUSIVE PROPERTY OF DIVERSIFIED WOODCRAFTS, INC.

THESE DOCUMENTS ARE SUPPLIED WITH THE UNDERSTANDING THAT THEY WILL NOT BE DISCLOSED TO THIRD PARTIES WITHOUT WRITTEN CONSENT OF DIVERSIFIED WOODCRAFTS, INC. ANY REPRODUCTION IN PART OR WHOLE WITHOUT WRITTEN CONSENT IS SUBJECT TO LEGAL ACTION.



300 South Krueger Street
 Suring, WI 54174
 diversifiedwoodcrafts.com

TITLE:
 PLAIN TABLES
 ASSEMBLY INSTRUCTIONS

REV.	DESCRIPTION	DATE	NAME	ECN NO.
A	CREATED ASSEMBLY INSTRUCTIONS	5/5/20	EMK	-
REVISION LEVEL				

DRAWING NUMBER:	SCALE:	SHEET:	REVISION:
C7, D7, & P7 SERIES TABLES	NTS	9 OF 10	REV A