


ACTIVITY TABLE

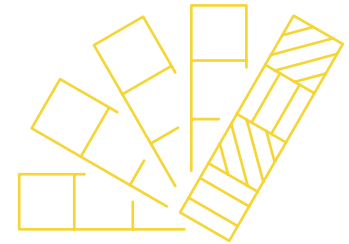
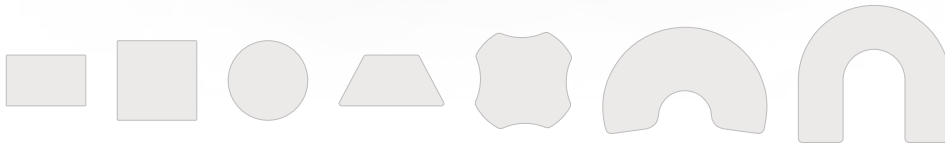


Multiple shapes. Multiple options.

Bring simplicity and functionality to your educational spaces.



MOORECO™



ACTIVITY TABLE

- Multiple shapes. Multiple options. Bring simplicity and functionality to your educational spaces.
- Activity Tables offer quick and easy assembly and adjust from 21" to 30"H. Optional youth height insert lowers adjustment by six inches to 15" to 24"H to accommodate early childhood users.
- Top available in multiple shapes and sizes, with HPL laminate and edge banding in multiple colors. Adjustable powder-coated black steel legs include swivel glides.
- Limited lifetime warranty.
- SCS Indoor Advantage Gold Certified.

MooreCo furniture is fully customizable! View our most up-to-date laminate and edge band offering online by clicking the button below:

[VIEW MATERIAL LIBRARY](#)

| PART NO. | DESCRIPTION | DIMENSIONS | SHIP WT. |
|-----------------|----------------|--------------------------|----------|
| PRODUCT | | | |
| 90527-A-XXXX-XX | 3624 Rectangle | 21" - 30"H x 36"W x 24"D | 49 lbs |
| 90527-B-XXXX-XX | 4824 Rectangle | 21" - 30"H x 48"W x 24"D | 60 lbs |
| 90527-C-XXXX-XX | 6024 Rectangle | 21" - 30"H x 60"W x 24"D | 71 lbs |
| 90527-D-XXXX-XX | 4830 Rectangle | 21" - 30"H x 48"W x 30"D | 67 lbs |
| 90527-E-XXXX-XX | 6030 Rectangle | 21" - 30"H x 60"W x 30"D | 84 lbs |
| 90527-F-XXXX-XX | 7230 Rectangle | 21" - 30"H x 72"W x 30"D | 87 lbs |
| 90527-G-XXXX-XX | 6036 Rectangle | 21" - 30"H x 60"W x 36"D | 97 lbs |
| 90527-H-XXXX-XX | 7236 Rectangle | 21" - 30"H x 72"W x 36"D | 114 lbs |
| 90527-J-XXXX-XX | 6048 Rectangle | 21" - 30"H x 60"W x 48"D | 127 lbs |
| 90527-K-XXXX-XX | 36 Square | 21" - 30"H x 36"W x 36"D | 65 lbs |
| 90527-L-XXXX-XX | 48 Square | 21" - 30"H x 48"W x 48"D | 103 lbs |

Shipping weights are listed on a per item basis and may vary based on quantities ordered.
 *Ships UPS.
 **Ships UPS with large package surcharge or additional handling fee.

| PART NO. | DESCRIPTION | DIMENSIONS | SHIP WT. |
|-----------------|------------------|--------------------------|----------|
| PRODUCT | | | |
| 90527-M-XXXX-XX | 60 Square | 21" - 30"H x 60"W x 60"D | 164 lbs |
| 90527-N-XXXX-XX | 36 Round | 21" - 30"H x 36"W x 36"D | 54 lbs |
| 90527-P-XXXX-XX | 42 Round | 21" - 30"H x 42"W x 42"D | 68 lbs |
| 90527-Q-XXXX-XX | 48 Round | 21" - 30"H x 48"W x 48"D | 86 lbs |
| 90527-R-XXXX-XX | 4824 Trapezoid | 21" - 30"H x 48"W x 24"D | 50 lbs |
| 90527-S-XXXX-XX | 6030 Trapezoid | 21" - 30"H x 60"W x 30"D | 68 lbs |
| 90527-T-XXXX-XX | 48 Clover | 21" - 30"H x 48"W x 48"D | 91 lbs |
| 90527-U-XXXX-XX | 60 Clover | 21" - 30"H x 60"W x 60"D | 127 lbs |
| 90527-V-XXXX-XX | 7248 Kidney | 21" - 30"H x 72"W x 48"D | 119 lbs |
| 90527-W-XXXX-XX | 6660 Horseshoe | 21" - 30"H x 66"W x 60"D | 130 lbs |
| 89492* | Youth Insert (4) | Lowers leg height by 6" | 3 lbs |



MOORECO™

MOORECO INC.
 2885 Lorraine Avenue | Temple, TX 76501
 p: 800.749.2258 | f: 866.888.7483
moorecoinc.com