

# Inhaltsverzeichnis

Plus und Minus im 20er-Raum		Seite
A:	Einfache Plus- und Minusaufgaben	
B:	Zwergen- und Riesenaufgaben	
C:	Verdoppeln und Halbieren	
D:	Der 9er-Trick	
E:	Rechnen mit Fünferzahlen	
F:	Zuerst bis 10 / Zurück zur 10 (Trick)	
G:	Ergänzen	
H:	Gemischte Aufgaben	
I:	Verschiedene Übungsformate	
J:	Schwierige Aufgaben	

Die Lösungen zu diesem Heft findest du unter folgendem QR-Code:





# B: Zwerge- und Riesenaufgaben

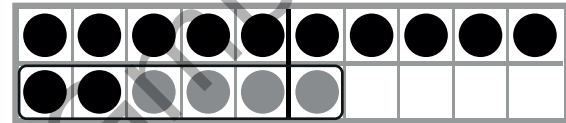
Plusaufgaben



$$2 + 4 = \underline{\quad}$$



$$12 + 4 = \underline{\quad}$$



$$5 + 3 = \underline{\quad}$$

$$1 + 6 = \underline{\quad}$$

$$4 + 4 = \underline{\quad}$$

$$2 + 7 = \underline{\quad}$$

$$15 + 3 = \underline{\quad}$$

$$11 + 6 = \underline{\quad}$$

$$14 + 4 = \underline{\quad}$$

$$12 + 7 = \underline{\quad}$$

$$1 + 7 = \underline{\quad}$$

$$5 + 4 = \underline{\quad}$$

$$4 + 3 = \underline{\quad}$$

$$3 + 3 = \underline{\quad}$$

$$11 + 7 = \underline{\quad}$$

$$15 + 4 = \underline{\quad}$$

$$14 + 3 = \underline{\quad}$$

$$13 + 3 = \underline{\quad}$$

$$14 + 6 = \underline{\quad}$$

$$11 + 5 = \underline{\quad}$$

$$12 + 6 = \underline{\quad}$$

$$13 + 5 = \underline{\quad}$$

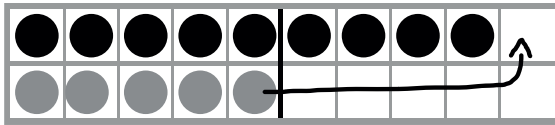




# D: Der 9er-Trick

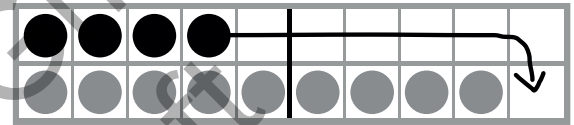
1 Plättchen zur 9 verschieben

aus  $9 + 5$  wird  $10 + 4$



$$9 + 5 = \underline{\quad}$$

aus  $4 + 9$  wird  $3 + 10$



$$4 + 9 = \underline{\quad}$$

$$9 + 6 = \underline{\quad}$$

$$9 + 8 = \underline{\quad}$$

$$7 + 9 = \underline{\quad}$$

$$2 + 9 = \underline{\quad}$$

$$9 + 3 = \underline{\quad}$$

$$9 + 4 = \underline{\quad}$$

$$5 + 9 = \underline{\quad}$$

$$8 + 9 = \underline{\quad}$$

$$9 + 7 = \underline{\quad}$$

$$9 + 9 = \underline{\quad}$$

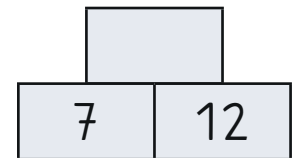
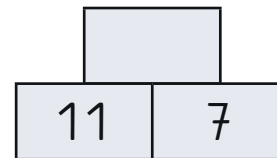
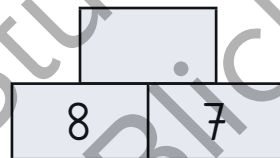
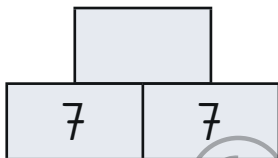
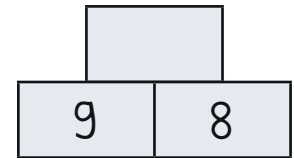
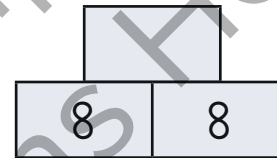
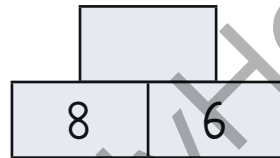
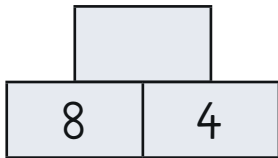
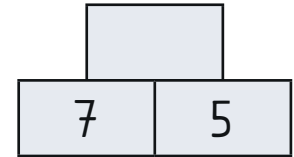
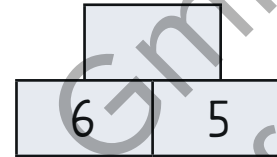
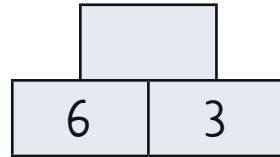
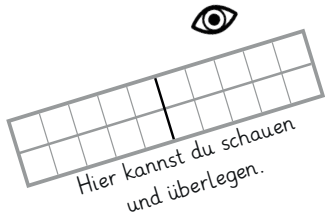
$$3 + 9 = \underline{\quad}$$

$$6 + 9 = \underline{\quad}$$



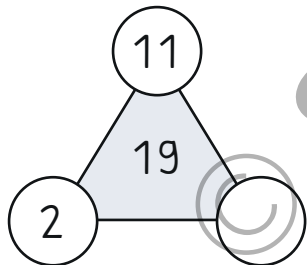
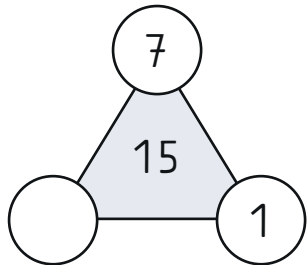
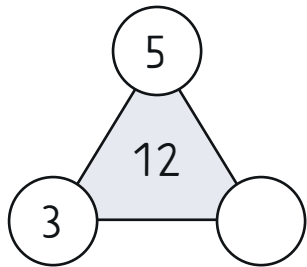
# I: Verschiedene Übungsformate

Zahlenmauern

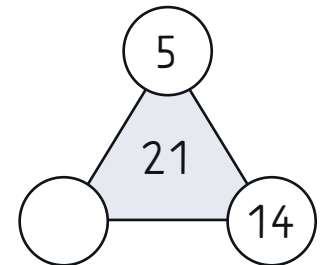
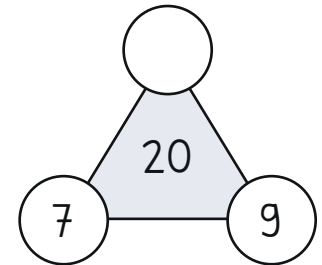
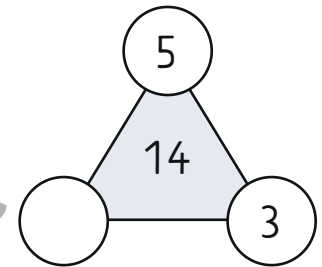
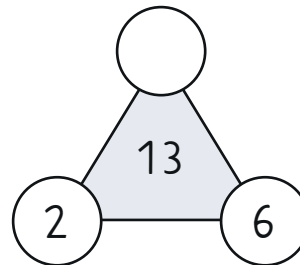
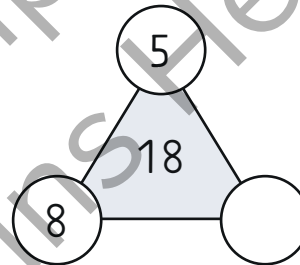
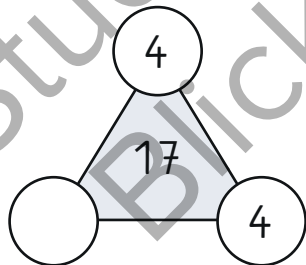
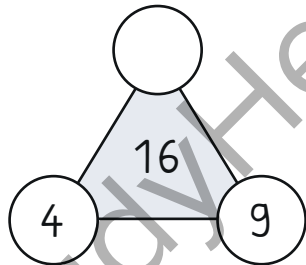


# I: Verschiedene Übungsformate

3er-Netze



Tipp:  
Addiere die beiden Zahlen in den Kreisen und ergänze dann zur Zahl in der Mitte.  
Du kannst auch die beiden Kreiszahlen von der Zahl in der Mitte subtrahieren.



## I: Verschiedene Übungsformate

Planetenreise

Start:



$9 + 9 = \underline{\quad}$



$18 - 5 = \underline{\quad}$



$6 + 8 = \underline{\quad}$



$8 + 4 = \underline{\quad}$



$13 - 7 = \underline{\quad}$



$7 + 12 = \underline{\quad}$



$14 - 7 = \underline{\quad}$



$12 - 7 = \underline{\quad}$



$5 + 6 = \underline{\quad}$



$19 - 11 = \underline{\quad}$



$11 + 5 = \underline{\quad}$



$16 - 7 = \underline{\quad}$

Wohin fliegt die Rakete?  
 Rechne immer mit dem  
 Ergebnis weiter.  
 Suche dazu jedes Mal die  
 fettgedruckte Zahl,  
 die mit dem Ergebnis  
 der letzten Aufgabe  
 übereinstimmt.