



**ENGINE
PARTS AS
RELIABLE AS
YOU ARE.**

Everest Parts Supplies



STIHL

Aftermarket Parts




Table of Contents

Who Are We?

Everest Parts Supplies is a US family owned business founded in Sarasota, FL. We work tirelessly to bring our customers a wide variety of replacement parts for all their engine needs. Over the years we have continuously sourced and produced high quality replacement parts that meet or exceed OEM standards. Not only do we supply parts that we stand by, we do what's necessary to make sure our customers are taken care of.

EVEREST PARTS SUPPLIES

EverestPartsSupplies.com

CustomerSupport@everestpartssupplies.com
(941) 923-4900 • Sarasota, FL 34240

STIHL TS350 / TS360

Air Filter System	1
External Engine Parts	1
Internal Engine Parts	1
Starter Parts	1
Ignition System	1

STIHL TS400

Air Filter System	1
External Engine Parts	1
Internal Engine Parts	1
Starter Parts	1
Ignition System	1

STIHL TS410 / TS420

Air Filter System	1
External Engine Parts	1
Internal Engine Parts	1
Starter Parts	1
Ignition System	1

STIHL TS460

Air Filter System	1
External Engine Parts	1
Internal Engine Parts	1
Starter Parts	1
Ignition System	1

**EVEREST
PARTS
SUPPLIES**

EverestPartsSupplies.com

CustomerSupport@everestpartssupplies.com
(941) 923-4900 • Sarasota, FL 34240



SKU	PRODUCT TYPE	Brand	Model (S)	Notes
EPS1-82-3523	Shut Off Cock	Stihl	TS350/TS360	



SKU	PRODUCT TYPE	Brand	Model (S)	Notes
EPS1-82-3530	Connector	Stihl	TS350/TS360	



SKU	PRODUCT TYPE	Brand	Model (S)	Notes
EPS1-82-3539	Coupling Sleeve	Stihl	TS350/TS360	



SKU	PRODUCT TYPE	Brand	Model (S)	Notes
EPS1-82-3540	Shaft Sleeve Ring	Stihl	TS350/TS360	



SKU	PRODUCT TYPE	Brand	Model (S)	Notes
EPS1-83-3502	Bar nut	Stihl	TS350/TS360	

INTERNAL ENGINE PARTS



SKU	PRODUCT TYPE	Brand	Model (S)	Notes
ADA-TS350-CYL	Cylinder Assy	Stihl	TS350/TS360	47mm



SKU	PRODUCT TYPE	Brand	Model (S)	Notes
EPS1-54-3524	Gasket Set With Seals	Stihl	TS350/TS360	



SKU	PRODUCT TYPE	Brand	Model (S)	Notes
EPS1-54-3572	Cylinder head gasket	Stihl	TS350/TS360	



SKU	PRODUCT TYPE	Brand	Model (S)	Notes
EPS1-54-3594	Muffler gasket	Stihl	TS350/TS360	



SKU	PRODUCT TYPE	Brand	Model (S)	Notes
EPS1-58-3501	Crankshaft assy	Stihl	TS350/TS360	



SKU	PRODUCT TYPE	Brand	Model (S)	Notes
EPS1-95-1205	Piston bearing	Stihl	TS350/TS360	



SKU	PRODUCT TYPE	Brand	Model (S)	Notes
TSTE-230-308	Crankshaft Bearing	Stihl	TS350/TS360	6202

STARTER PARTS



SKU	PRODUCT TYPE	Brand	Model (S)	Notes
EPS1-60-3506	Recoil starter assy	Stihl	TS350/TS360	

IGNITION SYSTEM



SKU	PRODUCT TYPE	Brand	Model (S)	Notes
TSTE-L7TC	Spark Plug	Stihl	TS350/TS360	NGK-BPMR7A

STIHL TS350 / TS360

Original numbers used for reference purposes only

OEM number	Everest Code	Description
4201-141-0300	EPS1-15-3502	Air filter
4201-141-0310	EPS1-15-3502SF	Prefilter
4201-140-1801	EPS1-15-3503	Air filter
1108-020-1220	EPS1-49-3525	Piston w/ring
1108-020-1220	EPS1-52-3509	Cylinder w/piston
4201-020-1200	EPS1-52-3510	Cylinder w/piston
4201-020-1200	EPS1-52-3510-S	Cylinder w/piston
1108-029-2300	EPS1-54-3572	Cylinder head gasket
1108-149-0600	EPS1-54-3594	Muffler gasket
1108-030-0403	EPS1-58-3501	Crankshaft assy
1108-080-2101	EPS1-60-3506	Recoil starter assy
1117-190-1011	EPS1-62-3509	Reel
1108-160-2001	EPS1-66-3501	Clutch shoe assy
0000-997-5811	EPS1-67-3504	Clutch spring
1111-430-0210	EPS1-77-3501	Stop switch
4201-700-7300	EPS1-82-3521	Hose connector (Water coupling)
4201-700-4500	EPS1-82-3523	Shut Off Cock
4238-677-8200	EPS1-82-3530	Connector
4201-670-1701	EPS1-82-3539	Coupling Sleeve
4201-760-6100	EPS1-82-3540	Ring
9220-260-1100	EPS1-83-3502	Bar nut
9220-260-1300	EPS1-83-3503	Bar nut
9041-216-0630	EPS1-83-3569	Pan head screw
9022-313-0680	EPS1-83-9039	Spline screw
1117-195-3500	EPS1-86-3535	Spring clip
9512-003-3140	EPS1-95-1205	Piston bearing

AIR FILTER SYSTEM



SKU	PRODUCT TYPE	Brand	Model (S)	Notes
EPS1-15-3505	Air filter	Stihl	TS400	Inner-Filter



SKU	PRODUCT TYPE	Brand	Model (S)	Notes
EPS1-15-3506	Air filter	Stihl	TS400	Outer-Filter



SKU	PRODUCT TYPE	Brand	Model (S)	Notes
EPS1-15-3510	Air filter	Stihl	TS400	Pre-Filter

SKU	PRODUCT TYPE	Brand	Model (S)	Notes
EPS1-KIT-15-400	Air Filter Kit	Stihl	TS400	3 Piece

FUEL SYSTEM



SKU	PRODUCT TYPE	Brand	Model (S)	Notes
EPS1-22-3501	Primer bulb assy	Stihl	TS400	



SKU	PRODUCT TYPE	Brand	Model (S)	Notes
EPS1-31-3505	Fuel Filter	Stihl	TS400	



SKU	PRODUCT TYPE	Brand	Model (S)	Notes
EPS1-27-3505	Manifold	Stihl	TS400	



SKU	PRODUCT TYPE	Brand	Model (S)	Notes
EPS1-36-3503	Grommet	Stihl	TS400	

EXTERNAL ENGINE PARTS



SKU	PRODUCT TYPE	Brand	Model (S)	Notes
EPS1-39-3505	Narrow V-Belt	Stihl	TS400	



SKU	PRODUCT TYPE	Brand	Model (S)	Notes
EPS1-72-3504	V-belt pulley	Stihl	TS400	



SKU	PRODUCT TYPE	Brand	Model (S)	Notes
EPS1-82-3540	Shaft Sleeve Ring	Stihl	TS400	



SKU	PRODUCT TYPE	Brand	Model (S)	Notes
EPS1-83-3502	Bar Nut	Stihl	TS400	Hex M8x1



SKU	PRODUCT TYPE	Brand	Model (S)	Notes
EPS1-66-3517	Clutch Shoe Assembly	Stihl	TS400	



SKU	PRODUCT TYPE	Brand	Model (S)	Notes
EPS1-67-3505	Clutch Shoe Spring	Stihl	TS400	



SKU	PRODUCT TYPE	Brand	Model (S)	Notes
EPS1-84-3517	Annular Buffer 1125 790 9906	Stihl	TS400	3



SKU	PRODUCT TYPE	Brand	Model (S)	Notes
EPS1-84-3508	Annular Buffer 1125 790 9906	Stihl	TS400	1



SKU	PRODUCT TYPE	Brand	Model (S)	Notes
EPS1-84-3522	Plug	Stihl	TS400	



SKU	PRODUCT TYPE	Brand	Model (S)	Notes
EPS1-82-3539	Coupling Sleeve	Stihl	TS400	



SKU	PRODUCT TYPE	Brand	Model (S)	Notes
EPS1-82-3521	Hose connector (Water coupling)	Stihl	TS400	



SKU	PRODUCT TYPE	Brand	Model (S)	Notes
EPS1-82-3523	Shut Off Cock	Stihl	TS400	



SKU	PRODUCT TYPE	Brand	Model (S)	Notes
EPS1-82-3530	Connector	Stihl	TS400	

HANDLE & THROTTLE SYSTEM



SKU	PRODUCT TYPE	Brand	Model (S)	Notes
EPS1-82-3509	Handlebar	Stihl	TS400	



SKU	PRODUCT TYPE	Brand	Model (S)	Notes
EPS1-82-3520	Trigger Interlock	Stihl	TS400	



SKU	PRODUCT TYPE	Brand	Model (S)	Notes
EPS1-52-3512	Cylinder Assembly	Stihl	TS400	49mm



SKU	PRODUCT TYPE	Brand	Model (S)	Notes
EPS1-57-3503	Decompression Valve	Stihl	TS400	

INTERNAL ENGINE PARTS



SKU	PRODUCT TYPE	Brand	Model (S)	Notes
EPS1-52-3512-N	Cylinder Assembly (Nikasil)	Stihl	TS400	49mm



SKU	PRODUCT TYPE	Brand	Model (S)	Notes
EPS1-49-3542	Piston w/ring	Stihl	TS400	49mm

SKU	PRODUCT TYPE	Brand	Model (S)	Notes
EPS1-51-9040	Piston ring	Stihl	TS400	49mm



SKU	PRODUCT TYPE	Brand	Model (S)	Notes
EPS1-54-3511	Gasket set w/oil seal		TS400	



SKU	PRODUCT TYPE	Brand	Model (S)	Notes
EPS1-54-3540	Head gasket		TS400	



SKU	PRODUCT TYPE	Brand	Model (S)	Notes
EPS1-56-1706	Oil seal		TS400	



SKU	PRODUCT TYPE	Brand	Model (S)	Notes
EPS1-58-3510	Crankshaft assy		TS400	



SKU	PRODUCT TYPE	Brand	Model (S)	Notes
EPS1-95-1010	Needle Roller Bearing Con-Rod	Stihl	TS400	



SKU	PRODUCT TYPE	Brand	Model (S)	Notes
EPS1-TSTE-230-372	Crankshaft Bearing	Stihl	TS400	6203



SKU	PRODUCT TYPE	Brand	Model (S)	Notes
EPS1-TSTE-230-308	Crankshaft Bearing	Stihl	TS400	6202

STARTER PARTS



SKU	PRODUCT TYPE	Brand	Model (S)	Notes
EPS1-ADA-60-3508	Recoil starter assy	Stihl	TS400	



SKU	PRODUCT TYPE	Brand	Model (S)	Notes
EPS1-61-3501	Starter handle	Stihl	TS400	



SKU	PRODUCT TYPE	Brand	Model (S)	Notes
EPS1-63-3512	Rewind spring	Stihl	TS400	

IGNITION SYSTEM



SKU	PRODUCT TYPE	Brand	Model (S)	Notes
EPS1-73-3512	Ignition Coil	Stihl	TS400	



SKU	PRODUCT TYPE	Brand	Model (S)	Notes
EPS1-78-3502	Plug cap	Stihl	TS400	

SKU	PRODUCT TYPE	Brand	Model (S)	Notes
EPS1-78-3503	Plug cap (Spark)	Stihl	TS400	



SKU	PRODUCT TYPE	Brand	Model (S)	Notes
EPS1-78-3504	Cover	Stihl	TS400	



SKU	PRODUCT TYPE	Brand	Model (S)	Notes
EPS1-TSTE-L7TC	Spark Plug	Stihl	TS400	NGK-BPMR7A


STIHL TS 400

Original numbers used for reference purposes only

OEM number	Everest Code	Description
4223-140-1800	EPS1-15-3505	Air filter
4223-141-0300	EPS1-15-3506	Air filter
4223-141-0600	EPS1-15-3510	Air filter
0000-350-6202	EPS1-22-3501	Primer bulb assy
4223-141-2200	EPS1-27-3505	Manifold
4223-353-9201	EPS1-36-3503	Grommet
9490-000-7851	EPS1-39-3505	Narrow V-Belt
4223-020-1200	EPS1-52-3512	Cylinder w/piston
4223-020-1200	EPS1-52-	Cylinder w/piston
4223-007-1050A	EPS1-54-3511	Gasket set w/oil seal
4223-029-2301	EPS1-54-3540	Head gasket
9640-003-1745	EPS1-56-1706	Oil seal
4223-020-9400	EPS1-57-3503	Valve (Cylinder)
4223-030-0400	EPS1-58-3510	Crankshaft assy
4223-190-0401	EPS1-60-3508	Recoil starter assy
1121-195-3400	EPS1-61-3501	Starter handle
4223-190-1001	EPS1-62-3507	Reel
4223-190-0600	EPS1-63-3512	Rewind spring
4116-195-7200	EPS1-64-3502	Pawl
1125-160-2005	EPS1-66-3517	Clutch shoe assy
0000-997-5815	EPS1-67-3505	Clutch spring

OEM number	Everest Code	Description
4223-700-2500	EPS1-72-3504	V-belt pulley
4223-400-1303	EPS1-73-3512	Ignition Coil
4223-084-7100	EPS1-78-3502	Plug cap
1128-405-1000	EPS1-78-3503	Plug cap (Spark plug boot)
4223-084-1600	EPS1-78-3504	Cover
4223-790-1750	EPS1-82-3509	Handlebar
4223-182-0800	EPS1-82-3520	Trigger Interlock
4201-700-7300	EPS1-82-3521	Hose connector (Water coupling)
4201-700-4500	EPS1-82-3523	Shut Off Cock
4238-677-8200	EPS1-82-3530	Connector
4201-670-1701	EPS1-82-3539	Coupling Sleeve
4201-760-6100	EPS1-82-3540	Ring
9220-260-1100	EPS1-83-3502	Bar nut
9121-319-1120	EPS1-83-3553	Stud
9074-478-4435	EPS1-83-3563	Pan head Self-tapping screw
9022-371-1020	EPS1-83-9030	Spline screw
1121-790-9912	EPS1-84-3508	Buffer
1125-790-9910	EPS1-84-3517	Buffer
1125-791-7306	EPS1-84-3522	Plug
9512-003-2344	EPS1-95-1010	Sprocket bearing

AIR FILTER SYSTEM



SKU	PRODUCT TYPE	Brand	Model (S)	Notes
EPS1-15-3529	Air Filter Kit	Stihl	TS410/TS420	2 Piece



SKU	PRODUCT TYPE	Brand	Model (S)	Notes
EPS1-16-3501	Filter cover	Stihl	TS410/TS420	



SKU	PRODUCT TYPE	Brand	Model (S)	Notes
EPS1-16-3550	Cap	Stihl	TS410/TS420	

FUEL SYSTEM



SKU	PRODUCT TYPE	Brand	Model (S)	Notes
EPS1-ADA-	Carburetor	Stihl	TS410/TS420	



SKU	PRODUCT TYPE	Brand	Model (S)	Notes
EPS1-54-3591	Gasket, Carburetor	Stihl	TS410/TS420	



SKU	PRODUCT TYPE	Brand	Model (S)	Notes
EPS1-22-3503	Primer bulb assy	Stihl	TS410/TS420	



SKU	PRODUCT TYPE	Brand	Model (S)	Notes
EPS1-26-3504	Choke lever	Stihl	TS410/TS420	



SKU	PRODUCT TYPE	Brand	Model (S)	Notes
EPS1-27-3510	Manifold	Stihl	TS410/TS420	



SKU	PRODUCT TYPE	Brand	Model (S)	Notes
EPS1-27-3511	Manifold	Stihl	TS410/TS420	



SKU	PRODUCT TYPE	Brand	Model (S)	Notes
EPS1-27-3512	Flange	Stihl	TS410/TS420	



SKU	PRODUCT TYPE	Brand	Model (S)	Notes
EPS1-31-3504	Fuel filter	Stihl	TS410/TS420	



SKU	PRODUCT TYPE	Brand	Model (S)	Notes
EPS1-31-3516	Tank vent	Stihl	TS410/TS420	



SKU	PRODUCT TYPE	Brand	Model (S)	Notes
EPS1-32-3515	Impulse Hose	Stihl	TS410/TS420	



SKU	PRODUCT TYPE	Brand	Model (S)	Notes
EPS1-32-3516	Hose	Stihl	TS410/TS420	



SKU	PRODUCT TYPE	Brand	Model (S)	Notes
EPS1-32-3517	Hose	Stihl	TS410/TS420	



SKU	PRODUCT TYPE	Brand	Model (S)	Notes
EPS1-35-3521	Connector	Stihl	TS410/TS420	



SKU	PRODUCT TYPE	Brand	Model (S)	Notes
EPS1-36-3503	Grommet	Stihl	TS410/TS420	



SKU	PRODUCT TYPE	Brand	Model (S)	Notes
EPS1-36-3504	Grommet	Stihl	TS410/TS420	

EXTERNAL ENGINE PARTS



SKU	PRODUCT TYPE	Brand	Model (S)	Notes
EPS1-39-3502	Clamping lever	Stihl	TS410/TS420	



SKU	PRODUCT TYPE	Brand	Model (S)	Notes
EPS1-39-3503	Cover	Stihl	TS410/TS420	



SKU	PRODUCT TYPE	Brand	Model (S)	Notes
EPS1-39-3504	Poly V-Belt	Stihl	TS410/TS420	



SKU	PRODUCT TYPE	Brand	Model (S)	Notes
EPS1-72-3503	Poly V-belt Pulley	Stihl	TS410/TS420	



SKU	PRODUCT TYPE	Brand	Model (S)	Notes
EPS1-95-1217	Pulley bearing	Stihl	TS410/TS420	



SKU	PRODUCT TYPE	Brand	Model (S)	Notes
EPS1-83-3502	Bar nut	Stihl	TS410/TS420	



SKU	PRODUCT TYPE	Brand	Model (S)	Notes
EPS1-82-3540	Shaft Sleeve Ring	Stihl	TS410/TS420	



SKU	PRODUCT TYPE	Brand	Model (S)	Notes
EPS1-89-3503	Guard	Stihl	TS410/TS420	



SKU	PRODUCT TYPE	Brand	Model (S)	Notes
EPS1-82-3535	Banjo bolt	Stihl	TS410/TS420	



SKU	PRODUCT TYPE	Brand	Model (S)	Notes
EPS1-82-3536	Banjo bolt	Stihl	TS410/TS420	



SKU	PRODUCT TYPE	Brand	Model (S)	Notes
EPS1-82-3533	Clamp	Stihl	TS410/TS420	



SKU	PRODUCT TYPE	Brand	Model (S)	Notes
EPS1-82-3537	Square nut	Stihl	TS410/TS420	XX



SKU	PRODUCT TYPE	Brand	Model (S)	Notes
EPS1-82-3532	Connector	Stihl	TS410/TS420	



SKU	PRODUCT TYPE	Brand	Model (S)	Notes
EPS1-82-3530	Connector	Stihl	TS410/TS420	



SKU	PRODUCT TYPE	Brand	Model (S)	Notes
EPS1-82-3534	Adjusting Lever	Stihl	TS410/TS420	



SKU	PRODUCT TYPE	Brand	Model (S)	Notes
EPS1-82-3538	Water kit	Stihl	TS410/TS420	



SKU	PRODUCT TYPE	Brand	Model (S)	Notes
EPS1-82-3521	Hose Connector Cou-	Stihl	TS410/TS420	



SKU	PRODUCT TYPE	Brand	Model (S)	Notes
EPS1-82-3539	Coupling Sleeve	Stihl	TS410/TS420	



SKU	PRODUCT TYPE	Brand	Model (S)	Notes
EPS1-67-3505	Clutch spring	Stihl	TS410/TS420	



SKU	PRODUCT TYPE	Brand	Model (S)	Notes
EPS1-58-3542	Support	Stihl	TS410/TS420	



SKU	PRODUCT TYPE	Brand	Model (S)	Notes
EPS1-84-3513	Buffer	Stihl	TS410/TS420	



SKU	PRODUCT TYPE	Brand	Model (S)	Notes
EPS1-89-3530	Rubber ring	Stihl	TS410/TS420	



SKU	PRODUCT TYPE	Brand	Model (S)	Notes
EPS1-89-3531	Rubber ring	Stihl	TS410/TS420	



SKU	PRODUCT TYPE	Brand	Model (S)	Notes
EPS1-89-3532	Limit stop	Stihl	TS410/TS420	

HANDLE & THROTTLE SYSTEM



SKU	PRODUCT TYPE	Brand	Model (S)	Notes
EPS1-82-3510	Handlebar	Stihl	TS410/TS420	



SKU	PRODUCT TYPE	Brand	Model (S)	Notes
EPS1-82-3523	Shut Off Cock	Stihl	TS410/TS420	



SKU	PRODUCT TYPE	Brand	Model (S)	Notes
EPS1-82-3524	Handlebar support	Stihl	TS410/TS420	



SKU	PRODUCT TYPE	Brand	Model (S)	Notes
EPS1-82-3531	AV-spring	Stihl	TS410/TS420	



SKU	PRODUCT TYPE	Brand	Model (S)	Notes
EPS1-89-3533	Bracket	Stihl	TS410/TS420	



SKU	PRODUCT TYPE	Brand	Model (S)	Notes
EPS1-82-3526	Trigger interlock	Stihl	TS410/TS420	



SKU	PRODUCT TYPE	Brand	Model (S)	Notes
EPS1-82-3527	Throttle trigger	Stihl	TS410/TS420	



SKU	PRODUCT TYPE	Brand	Model (S)	Notes
EPS1-82-3528	Handle molding	Stihl	TS410/TS420	



SKU	PRODUCT TYPE	Brand	Model (S)	Notes
EPS1-82-3529	Switch shaft	Stihl	TS410/TS420	



SKU	PRODUCT TYPE	Brand	Model (S)	Notes
KIT-82-3526	Throttle Trigger Kit	Stihl	TS410/TS420	5 Piece

INTERNAL ENGINE PARTS



SKU	PRODUCT TYPE	Brand	Model (S)	Notes
EPS1-ADA: TS410 cyl	Cylinder Assembly	Stihl	TS410/TS420	50mm



SKU	PRODUCT TYPE	Brand	Model (S)	Notes
EPS1-57-3503	Decompression Valve	Stihl	TS410/TS420	



SKU	PRODUCT TYPE	Brand	Model (S)	Notes
EPS1-49-3547	Piston With Rings (STD)	Stihl	TS410/TS420	50mm



SKU	PRODUCT TYPE	Brand	Model (S)	Notes
EPS1-51-9041	Piston Ring Set (STD)	Stihl	TS410/TS420	50mm



SKU	PRODUCT TYPE	Brand	Model (S)	Notes
EPS1-54-3518	Gasket Set With Oil Seals	Stihl	TS410/TS420	



SKU	PRODUCT TYPE	Brand	Model (S)	Notes
EPS1-54-3541	Cylinder gasket	Stihl	TS410/TS420	



SKU	PRODUCT TYPE	Brand	Model (S)	Notes
EPS1-54-3560	Gasket	Stihl	TS410/TS420	



SKU	PRODUCT TYPE	Brand	Model (S)	Notes
EPS1-54-3584	Crankcase gasket	Stihl	TS410/TS420	

SKU	PRODUCT TYPE	Brand	Model (S)	Notes
EPS1-56-1501	Oil seal	Stihl	TS410/TS420	

SKU	PRODUCT TYPE	Brand	Model (S)	Notes
EPS1-56-1509	Oil seal	Stihl	TS410/TS420	

SKU	PRODUCT TYPE	Brand	Model (S)	Notes
EPS1-56-1521	Oil seal	Stihl	TS410/TS420	



SKU	PRODUCT TYPE	Brand	Model (S)	Notes
EPS1-58-3525	Crankshaft assy	Stihl	TS410/TS420	



SKU	PRODUCT TYPE	Brand	Model (S)	Notes
EPS1-95-1512	Crankshaft Bearing	Stihl	TS410/TS420	



SKU	PRODUCT TYPE	Brand	Model (S)	Notes
EPS1-95-1010	Needle Roller Bearing	Stihl	TS410/TS420	



SKU	PRODUCT TYPE	Brand	Model (S)	Notes
EPS1-55-3519	Muffler Kit	Stihl	TS410/TS420	



SKU	PRODUCT TYPE	Brand	Model (S)	Notes
EPS1-54-3590	Muffler gasket	Stihl	TS410/TS420	



SKU	PRODUCT TYPE	Brand	Model (S)	Notes
EPS1-54-3593	Cooling plate	Stihl	TS410/TS420	



SKU	PRODUCT TYPE	Brand	Model (S)	Notes
KIT-410	Cylinder Rebuild Kit	Stihl	TS410/TS420	Major



SKU	PRODUCT TYPE	Brand	Model (S)	Notes
KIT-57	Cylinder Rebuild Kit	Stihl	TS410/TS420	Minor

STARTER PARTS



SKU	PRODUCT TYPE	Brand	Model (S)	Notes
EPS1-ADA-60-3514	Recoil starter assy	Stihl	TS410/TS420	



SKU	PRODUCT TYPE	Brand	Model (S)	Notes
EPS1-60-3560	Fan cover	Stihl	TS410/TS420	



SKU	PRODUCT TYPE	Brand	Model (S)	Notes
EPS1-61-3501	Starter handle	Stihl	TS410/TS420	



SKU	PRODUCT TYPE	Brand	Model (S)	Notes
EPS1-63-3511	Rewind spring	Stihl	TS410/TS420	

IGNITION SYSTEM



SKU	PRODUCT TYPE	Brand	Model (S)	Notes
EPS1-73-3514	Ignition Coil	Stihl	TS410/TS420	

SKU	PRODUCT TYPE	Brand	Model (S)	Notes
EPS1-78-3503	Plug cap (Spark plug boot)	Stihl	TS410/TS420	



SKU	PRODUCT TYPE	Brand	Model (S)	Notes
EPS1-78-3504	Cover	Stihl	TS410/TS420	

STIHL TS410 / TS420 *Original numbers used for reference purposes only*

OEM number	Everest Code	Description	
0000-141-8600	EPS1-32-3515	Impulse Hose	EPS1-
0000-195-7200	EPS1-64-3506	Pawl	EPS1-
0000-350-3506	EPS1-31-3504	Fuel filter	EPS1-
0000-670-0206	EPS1-82-3535	Banjo bolt	EPS1-
0000-670-0207	EPS1-82-3536	Banjo bolt	EPS1-
0000-937-4049	EPS1-32-3517	Hose	EPS1-
0000-997-5815	EPS1-67-3505	Clutch spring	EPS1-
1111-129-1100	EPS1-54-3560	Gasket	EPS1-
1121-195-3400	EPS1-61-3501	Starter handle	EPS1-
1128-405-1000	EPS1-78-3503	Plug cap (Spark plug boot)	EPS1-
4116-195-7200	EPS1-64-3502	Pawl	EPS1-
4201-700-4500	EPS1-82-3523	Shut Off Cock	EPS1-
4201-700-7300	EPS1-82-3521	Hose connector (Water	EPS1-
4201-760-6100	EPS1-82-3540	Ring	EPS1-
4205-790-9300	EPS1-84-3513	Buffer	EPS1-
4238-020-9400	EPS1-57-3503	Valve (Cylinder)	EPS1-
4223-084-1600	EPS1-78-3504	Cover	EPS1-
4223-353-9201	EPS1-36-3503	Grommet	EPS1-
4224-190-0600	EPS1-63-3511	Rewind spring	EPS1-
4224-664-2100	EPS1-39-3502	Clamping lever	EPS1-
4224-664-4200	EPS1-39-3503	Cover	EPS1-
4224-706-8801	EPS1-89-3531	Rubber ring	EPS1-
4224-706-8802	EPS1-89-3530	Rubber ring	EPS1-
4238-007-1003	EPS1-54-3518	Gasket set w/oil seal	EPS1-
4238-020-1202	EPS1-52-3523	Cylinder w/piston	EPS1-
4238-029-0500	EPS1-54-3584	Crankcase gasket	EPS1-
4238-029-2300	EPS1-54-3541	Cylinder gasket	EPS1-
4238-030-0400	EPS1-58-3525	Crankshaft assy	EPS1-
4238-080-2200	EPS1-16-3550	Cap	EPS1-
4238-080-3100	EPS1-60-3560	Fan cover	EPS1-
4238-120-0600	EPS1-20-3514	Carburetor	EPS1-
4238-121-6100	EPS1-26-3504	Choke lever	EPS1-
4238-129-0900	EPS1-54-3591	Gasket, Carburetor	EPS1-
4238-140-0610	EPS1-55-3519	Muffler	EPS1-
4238-140-1000	EPS1-16-3501	Filter cover	EPS1-
4238-140-4403	EPS1-15-3530	Filter only(Auxiliary)	EPS1-

OEM number	Everest Code	Description	
4238-140-2200	EPS1-27-3512	Flange	EPS1-
4238-140-4401	EPS1-15-3529	Air filter	EPS1-
4238-141-2202	EPS1-27-3511	Manifold	EPS1-
4238-141-2203	EPS1-27-3510	Manifold	EPS1-
4238-141-3200	EPS1-54-3593	Cooling plate	EPS1-
4238-149-0600	EPS1-54-3590	Muffler gasket	EPS1-
4238-182-0800	EPS1-82-3526	Trigger interlock	EPS1-
4238-182-0900	EPS1-82-3529	Switch shaft	EPS1-
4238-182-1000	EPS1-82-3527	Throttle trigger	EPS1-
4238-190-0302	EPS1-60-3517	Recoil starter assy	EPS1-
4238-190-1001	EPS1-62-3511	Rope rotor	EPS1-
4238-350-5800	EPS1-31-3516	Tank vent	EPS1-
4238-350-6201	EPS1-22-3503	Primer bulb assy	EPS1-
4238-353-2701	EPS1-35-3521	Connector	EPS1-
4238-353-9200	EPS1-36-3504	Grommet	EPS1-
4238-358-7700	EPS1-32-3516	Hose	EPS1-
4238-400-1301	EPS1-73-3514	Ignition Coil	EPS1-
4238-677-8200	EPS1-82-3530	Connector	EPS1-
4238-677-8202	EPS1-82-3532	Connector	EPS1-
4238-691-0200	EPS1-89-3532	Limit stop	EPS1-
4238-708-8200	EPS1-89-3533	Bracket	EPS1-
4238-760-8500	EPS1-72-3503	Poly V-belt pulley	EPS1-
4238-790-8301	EPS1-82-3531	AV-spring	EPS1-
4238-791-0600	EPS1-82-3528	Handle molding	EPS1-
4238-791-0905	EPS1-82-3533	Clamp	EPS1-
4238-791-1700	EPS1-82-3510	Handlebar	EPS1-
4238-791-1900	EPS1-82-3524	Handlebar support	EPS1-
4238-791-7601	EPS1-58-3542	Support	EPS1-
9022-371-1020	EPS1-83-9030	Spline screw	EPS1-
9041-216-0630	EPS1-83-3569	Pan head screw	EPS1-
9074-478-4545	EPS1-83-3562	Self-tapping screw	EPS1-
9104-003-0410	EPS1-83-3567	Self-tapping screw	EPS1-
9503-003-0351	EPS1-95-1512	Grooved ball bearing	EPS1-
9503-003-5136	EPS1-95-1217	Grooved ball bearing	EPS1-
9630-951-1696	EPS1-56-1521	Oil seal	EPS1-
9640-003-1570	EPS1-56-1501	Oil seal	EPS1-
4238-140-4401	EPS1-15-3531	Air filter	EPS1-

AIR FILTER SYSTEM



SKU	PRODUCT TYPE	Brand	Model (S)	Notes
EPS1-15-3507	Air filter	Stihl	TS460	Inner-Filter



SKU	PRODUCT TYPE	Brand	Model (S)	Notes
EPS1-15-3508	Air filter	Stihl	TS460	Outer-Filter



SKU	PRODUCT TYPE	Brand	Model (S)	Notes
EPS1-15-3508SF	Pre-filter	Stihl	TS460	Pre-Filter



SKU	PRODUCT TYPE	Brand	Model (S)	Notes
EPS1-15-3534-1	Air filter Kit	Stihl	TS460	3 Piece

FUEL SYSTEMS



SKU	PRODUCT TYPE	Brand	Model (S)	Notes
EPS1-31-3502	Fuel Filter	Stihl	TS460	



SKU	PRODUCT TYPE	Brand	Model (S)	Notes
EPS1-36-3503	Grommet	Stihl	TS460	

EXTERNAL ENGINE PARTS



SKU	PRODUCT TYPE	Brand	Model (S)	Notes
EPS1-82-3521	Hose connector (Water coupling)	Stihl	TS460	



SKU	PRODUCT TYPE	Brand	Model (S)	Notes
EPS1-82-3523	Shut Off Cock	Stihl	TS460	



SKU	PRODUCT TYPE	Brand	Model (S)	Notes
EPS1-82-3530	Connector	Stihl	TS460	



SKU	PRODUCT TYPE	Brand	Model (S)	Notes
EPS1-82-3539	Coupling Sleeve	Stihl	TS460	



SKU	PRODUCT TYPE	Brand	Model (S)	Notes
EPS1-82-3540	Ring	Stihl	TS460	



SKU	PRODUCT TYPE	Brand	Model (S)	Notes
EPS1-83-3502	Bar nut	Stihl	TS460	



SKU	PRODUCT TYPE	Brand	Model (S)	Notes
EPS1-84-3514	Rubber Buffer	Stihl	TS460	



SKU	PRODUCT TYPE	Brand	Model (S)	Notes
EPS1-84-3522	Plug	Stihl	TS460	

INTERNAL ENGINE PARTS



SKU	PRODUCT TYPE	Brand	Model (S)	Notes
EPS1-49-3563	Piston w/ring	Stihl	TS460	48mm



SKU	PRODUCT TYPE	Brand	Model (S)	Notes
EPS1-52-3542	Cylinder Assembly	Stihl	TS460	48mm



SKU	PRODUCT TYPE	Brand	Model (S)	Notes
EPS1-54-3525	Gasket set w/oil seal	Stihl	TS460	



SKU	PRODUCT TYPE	Brand	Model (S)	Notes
EPS1-54-3549	Cylinder gasket	Stihl	TS460	



SKU	PRODUCT TYPE	Brand	Model (S)	Notes
EPS1-56-1706	Oil seal	Stihl	TS460	



SKU	PRODUCT TYPE	Brand	Model (S)	Notes
EPS1-58-3527	Crankshaft assy	Stihl	TS460	



SKU	PRODUCT TYPE	Brand	Model (S)	Notes
TSTE-230-372	Crankshaft Bearing	Stihl	TS460	6203

STARTER PARTS



SKU	PRODUCT TYPE	Brand	Model (S)	Notes
EPS1-62-3510	Reel	Stihl	TS460	



SKU	PRODUCT TYPE	Brand	Model (S)	Notes
EPS1-64-3505	Pawl	Stihl	TS460	

IGNITION SYSTEM

SKU	PRODUCT TYPE	Brand	Model (S)	Notes
EPS1-78-3503	Plug cap (Spark plug boot)	Stihl	TS460	



SKU	PRODUCT TYPE	Brand	Model (S)	Notes
TSTE-L7TC	Spark Plug	Stihl	TS460	NGK-BPMR7A

STIHL TS460

Original numbers used for reference purposes only

OEM number	Everest Code	Description
4221-140-1800	EPS1-15-3507	Air filter
4221-141-0300 / 4221-140-4400 / 504 26 000 1001	EPS1-15-3508	Air filter
4221-141-0310	EPS1-15-3508SF	Prefilter
4221-140-4400 + 4221-141-0310	EPS1-15-3534	Air filter
4221-007-1002	EPS1-15-3534-1	Air filter
4223-353-9201	EPS1-36-3503	Grommet
4221-030-2000	EPS1-49-3563	Piston w/ring
4221-020-1201	EPS1-52-3542	Cylinder w/piston
4221-007-1050	EPS1-54-3525	Gasket set w/oil seal
4221-029-2300	EPS1-54-3549	Cylinder gasket
9640-003-1745	EPS1-56-1706	Oil seal
4221-030-0400	EPS1-58-3527	Crankshaft assy
4221-190-1000	EPS1-62-3510	Reel
4221-195-7200	EPS1-64-3505	Pawl
1128-405-1000	EPS1-78-3503	Plug cap (Spark plug boot)
4201-700-7300	EPS1-82-3521	Hose connector (Water coupling)
4201-700-4500	EPS1-82-3523	Shut Off Cock
4238-677-8200	EPS1-82-3530	Connector
4201-670-1701	EPS1-82-3539	Coupling Sleeve
4201-760-6100	EPS1-82-3540	Ring
503 2200-01//9220-260-1100// 433019-12330 // 231169	EPS1-83-3502	Bar nut
9074-478-4435	EPS1-83-3563	Pan head Self-tapping screw
9022-371-1020	EPS1-83-9030	Spline screw
4221-792-9300	EPS1-84-3514	Buffer
1125-791-7306	EPS1-84-3522	Plug
1117-195-3500	EPS1-86-3535	Spring clip
9512-003-3140	EPS1-95-1205	Piston bearing

AIR FILTER SYSTEM



SKU	PRODUCT TYPE	Brand	Model(s)	Notes
EPS1-15-3529	Air Filter Kit	Stihl	TS480i / TS500i	



SKU	PRODUCT TYPE	Brand	Model(s)	Notes
EPS1-16-3501	Filter cover	Stihl	TS480i / TS500i	



SKU	PRODUCT TYPE	Brand	Model(s)	Notes
EPS1-16-3550	Cap	Stihl	TS480i / TS500i	

FUEL SYSTEM



SKU	PRODUCT TYPE	Brand	Model(s)	Notes
EPS1-31-3504	Fuel filter	Stihl	TS480i / TS500i	



SKU	PRODUCT TYPE	Brand	Model(s)	Notes
EPS1-31-3516	Tank vent	Stihl	TS480i / TS500i	



SKU	PRODUCT TYPE	Brand	Model(s)	Notes
EPS1-32-3516	Hose	Stihl	TS480i / TS500i	

EXTERNAL ENGINE PARTS



SKU	PRODUCT TYPE	Brand	Model(s)	Notes
EPS1-39-3502	Clamping lever	Stihl	TS480i / TS500i	



SKU	PRODUCT TYPE	Brand	Model(s)	Notes
EPS1-83-3502	Bar nut	Stihl	TS480i / TS500i	



SKU	PRODUCT TYPE	Brand	Model(s)	Notes
EPS1-82-3540	Shaft Sleeve Ring	Stihl	TS480i / TS500i	



SKU	PRODUCT TYPE	Brand	Model(s)	Notes
EPS1-89-3503	Guard	Stihl	TS480i / TS500i	



SKU	PRODUCT TYPE	Brand	Model(s)	Notes
EPS1-82-3535	Banjo bolt	Stihl	TS480i / TS500i	



SKU	PRODUCT TYPE	Brand	Model(s)	Notes
EPS1-82-3536	Banjo bolt	Stihl	TS480i / TS500i	



SKU	PRODUCT TYPE	Brand	Model(s)	Notes
EPS1-82-3534	Adjusting Lever	Stihl	TS480i / TS500i	



SKU	PRODUCT TYPE	Brand	Model(s)	Notes
EPS1-82-3521	Hose Connector	Stihl	TS480i / TS500i	



SKU	PRODUCT TYPE	Brand	Model(s)	Notes
EPS1-82-3539	Coupling Sleeve	Stihl	TS480i / TS500i	



SKU	PRODUCT TYPE	Brand	Model(s)	Notes
EPS1-84-3513	Buffer	Stihl	TS480i / TS500i	



SKU	PRODUCT TYPE	Brand	Model(s)	Notes
EPS1-89-3530	Rubber ring	Stihl	TS480i / TS500i	



SKU	PRODUCT TYPE	Brand	Model(s)	Notes
EPS1-89-3531	Rubber ring	Stihl	TS480i / TS500i	



SKU	PRODUCT TYPE	Brand	Model(s)	Notes
EPS1-89-3532	Limit stop	Stihl	TS480i / TS500i	



SKU	PRODUCT TYPE	Brand	Model(s)	Notes
EPS1-82-3531	AV-spring	Stihl	TS480i / TS500i	



SKU	PRODUCT TYPE	Brand	Model(s)	Notes
EPS1-89-3533	Bracket	Stihl	TS480i / TS500i	



SKU	PRODUCT TYPE	Brand	Model(s)	Notes
EPS1-82-3526	Trigger interlock	Stihl	TS480i / TS500i	



SKU	PRODUCT TYPE	Brand	Model(s)	Notes
EPS1-82-3527	Throttle trigger	Stihl	TS480i / TS500i	



SKU	PRODUCT TYPE	Brand	Model(s)	Notes
KIT-82-3527	Throttle Trigger Kit	Stihl	TS480i / TS500i	5 Piece

HANDLE AND THROTTLE SYSTEM



SKU	PRODUCT TYPE	Brand	Model(s)	Notes
EPS1-82-3510	Handlebar	Stihl	TS480i / TS500i	



SKU	PRODUCT TYPE	Brand	Model(s)	Notes
EPS1-82-3524	Handlebar support	Stihl	TS480i / TS500i	

INTERNAL ENGINE PARTS



SKU	PRODUCT TYPE	Brand	Model(s)	Notes
EPS1-57-3503	Decompression Valve	Stihl	TS480i / TS500i	

SKU	PRODUCT TYPE	Brand	Model(s)	Notes
EPS1-56-1521	Oil seal	Stihl	TS480i / TS500i	



SKU	PRODUCT TYPE	Brand	Model(s)	Notes
TSST-230-372	Crankshaft Bearing	Stihl	TS480i / TS500i	6203

STIHL TS480i-T580i

Original numbers used for reference purposes only

STARTER PARTS



SKU	PRODUCT TYPE	Brand	Model(s)	Notes
EPS1-60-3517	Recoil starter assy	Stihl	TS480i / TS500i	



SKU	PRODUCT TYPE	Brand	Model(s)	Notes
EPS1-61-3501	Starter handle	Stihl	TS480i / TS500i	



SKU	PRODUCT TYPE	Brand	Model(s)	Notes
EPS1-63-3511	Rewind spring	Stihl	TS480i / TS500i	

IGNITION SYSTEM

SKU	PRODUCT TYPE	Brand	Model(s)	Notes
EPS1-78-3503	Plug cap (Spark plug boot)	Stihl	TS480i / TS500i	



SKU	PRODUCT TYPE	Brand	Model(s)	Notes
EPS1-78-3504	Cover	Stihl	TS480i / TS500i	



SKU	PRODUCT TYPE	Brand	Model(s)	Notes
TSST-L7TC	Spark Plug	Stihl	TS480i / TS500i	NGK-BPMR7A



Missing

AIR FILTER SYSTEM



SKU	PRODUCT TYPE	Brand	Model (S)	Notes
EPS1-15-3502	Air filter	Stihl	TS510	Outer - Old Style



SKU	PRODUCT TYPE	Brand	Model (S)	Notes
EPS1-15-3502-F	Air filter	Stihl	TS510	Pre-Filter- Old Style



SKU	PRODUCT TYPE	Brand	Model (S)	Notes
EPS1-15-3507	Air filter	Stihl	TS510	Inner



SKU	PRODUCT TYPE	Brand	Model (S)	Notes
EPS1-15-3508	Air filter	Stihl	TS510	Outer



SKU	PRODUCT TYPE	Brand	Model (S)	Notes
EPS1-15-3508SF	Prefilter	Stihl	TS510	Pre-Filter



SKU	PRODUCT TYPE	Brand	Model (S)	Notes
EPS1-15-3534-1	Air filter	Stihl	TS510	3 Piece Kit

FUEL SYSTEM



SKU	PRODUCT TYPE	Brand	Model (S)	Notes
EPS1-31-3504	Fuel filter	Stihl	TS510	

EXTERNAL SYSTEM



SKU	PRODUCT TYPE	Brand	Model (S)	Notes
EPS1-82-3521	Hose connector (Water coupling)	Stihl	TS510	



SKU	PRODUCT TYPE	Brand	Model (S)	Notes
EPS1-82-3530	Connector	Stihl	TS510	



SKU	PRODUCT TYPE	Brand	Model (S)	Notes
EPS1-82-3539	Coupling Sleeve	Stihl	TS510	



SKU	PRODUCT TYPE	Brand	Model (S)	Notes
EPS1-82-3540	Ring	Stihl	TS510	



SKU	PRODUCT TYPE	Brand	Model (S)	Notes
EPS1-84-3509	Buffer	Stihl	TS510	



SKU	PRODUCT TYPE	Brand	Model (S)	Notes
EPS1-84-3510	Buffer	Stihl	TS510	



SKU	PRODUCT TYPE	Brand	Model (S)	Notes
EPS1-84-3511	Buffer	Stihl	TS510	



SKU	PRODUCT TYPE	Brand	Model (S)	Notes
EPS1-84-3513	Buffer	Stihl	TS510	

HANDLE AND THROTTLE SYSTEM



SKU	PRODUCT TYPE	Brand	Model (S)	Notes
EPS1-77-3501	Stop switch	Stihl	TS510	



SKU	PRODUCT TYPE	Brand	Model (S)	Notes
EPS1-23-3507	Support Handle	Stihl	TS510	



SKU	PRODUCT TYPE	Brand	Model (S)	Notes
EPS1-82-3505	Handle tube w/hose	Stihl	TS510	



SKU	PRODUCT TYPE	Brand	Model (S)	Notes
EPS1-82-3523	Shut Off Cock	Stihl	TS510	

INTERNAL ENGINE PARTS



SKU	PRODUCT TYPE	Brand	Model (S)	Notes
EPS1-49-3517	Piston w/ring	Stihl	TS510	52mm



SKU	PRODUCT TYPE	Brand	Model (S)	Notes
EPS1-52-3516	Cylinder w/piston	Stihl	TS510	52mm



SKU	PRODUCT TYPE	Brand	Model (S)	Notes
EPS1-52-3540	Cylinder w/piston	Stihl	TS510	58mm



SKU	PRODUCT TYPE	Brand	Model (S)	Notes
ADA: 760-CYL	Cylinder w/piston	Stihl	TS510	58mm



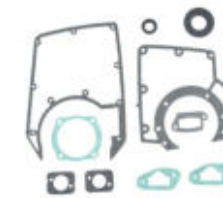
SKU	PRODUCT TYPE	Brand	Model (S)	Notes
EPS1-54-3577	Gasket, Cylinder	Stihl	TS510	52mm



SKU	PRODUCT TYPE	Brand	Model (S)	Notes
EPS1-54-3520	Gasket set	Stihl	TS510	52mm



SKU	PRODUCT TYPE	Brand	Model (S)	Notes
EPS1-54-3507	Gasket set	Stihl	TS510	



SKU	PRODUCT TYPE	Brand	Model (S)	Notes
EPS1-54-3523	Gasket set w/oil seal	Stihl	TS510	0



SKU	PRODUCT TYPE	Brand	Model (S)	Notes
EPS1-54-3560	Intake Gasket	Stihl	TS510	



SKU	PRODUCT TYPE	Brand	Model (S)	Notes
EPS1-54-3587	Intake Gasket	Stihl	TS510	



SKU	PRODUCT TYPE	Brand	Model (S)	Notes
EPS1-54-3585	Muffler gasket	Stihl	TS510	



SKU	PRODUCT TYPE	Brand	Model (S)	Notes
EPS1-58-3506	Crankshaft assy	Stihl	TS510	



SKU	PRODUCT TYPE	Brand	Model (S)	Notes
EPS1-54-3582	Crankcase gasket	Stihl	TS510	



SKU	PRODUCT TYPE	Brand	Model (S)	Notes
TSTE-230-372	Crankshaft Bearing	Stihl	TS510	6203

IGNITION SYSTEM

SKU	PRODUCT TYPE	Brand	Model (S)	Notes
EPS1-78-3503	Plug cap (Spark plug boot)	Stihl	TS510	



SKU	PRODUCT TYPE	Brand	Model (S)	Notes
TSTE-L7TC	Spark Plug	Stihl	TS510	NGK-BPMR7A

STIHL TS510

Original numbers used for reference purposes only

OEM number	Everest Code	Description
EPS1-15-3502	4201-141-0300	Air filter
EPS1-15-3507	4221-140-1800	Air filter
EPS1-15-3508	4221-141-0300/4221-140-4400	Air filter
EPS1-15-3508SF	4221-141-0310	Prefilter
EPS1-23-3507	1111-791-7600	Support
EPS1-49-3517	1111-030-2000	Piston w/ring
EPS1-52-3516	1111-020-1200	Cylinder w/piston
EPS1-52-3540	1111-020-1206	Cylinder w/piston
EPS1-54-3507	1111-007-1051	Gasket set
EPS1-54-3520	1111-007-1050	Gasket set
EPS1-54-3523	1111-007-1051	Gasket set w/oil seal
EPS1-54-3560	1111-129-1100	Gasket
EPS1-54-3577	1111-029-2300	Gasket, Cylinder
EPS1-54-3582	1111-029-0501	Crankcase gasket
EPS1-54-3585	1111-149-0600	Muffler gasket
EPS1-54-3587	1110-149-1200	Intake Gasket
EPS1-58-3506	1111-030-0402	Crankshaft assy
EPS1-77-3501	1111-430-0210	Stop switch
EPS1-82-3505	1111-790-1701	Handle tube w/hose
EPS1-82-3521	4201-700-7300	Hose connector (Water coupling)
EPS1-82-3523	4201-700-4500	Shut Off Cock
EPS1-82-3530	4238-677-8200	Connector
EPS1-82-3539	4201-670-1701	Coupling Sleeve
EPS1-82-3540	4201-760-6100	Ring
EPS1-84-3509	1111-790-9905	Buffer
EPS1-84-3510	1111-790-9915	Buffer
EPS1-84-3511	1111-790-9900	Buffer
EPS1-84-3513	4205-790-9300	Buffer

AIR FILTER SYSTEM



SKU	PRODUCT TYPE	Brand	Model (S)	Notes
EPS1-15-3515	Air filter	Stihl	TS700/TS800	



SKU	PRODUCT TYPE	Brand	Model (S)	Notes
EPS1-15-3532	Air filter	Stihl	TS700/TS800	

FUEL SYSTEM



SKU	PRODUCT TYPE	Brand	Model (S)	Notes
EPS1-22-3502	Primer bulb assy	Stihl	TS700/TS800	



SKU	PRODUCT TYPE	Brand	Model (S)	Notes
EPS1-54-3596	Gasket, Carburetor Intake	Stihl	TS700/TS800	



SKU	PRODUCT TYPE	Brand	Model (S)	Notes
EPS1-22-3502	Primer bulb assy (Cut off machines)	Stihl	TS700/TS800	



SKU	PRODUCT TYPE	Brand	Model (S)	Notes
EPS1-27-3505	Manifold	Stihl	TS700/TS800	



SKU	PRODUCT TYPE	Brand	Model (S)	Notes
EPS1-27-3506	Manifold	Stihl	TS700/TS800	



SKU	PRODUCT TYPE	Brand	Model (S)	Notes
EPS1-31-3504	Fuel filter	Stihl	TS700/TS800	



SKU	PRODUCT TYPE	Brand	Model (S)	Notes
EPS1-31-3516	Tank vent	Stihl	TS700/TS800	



SKU	PRODUCT TYPE	Brand	Model (S)	Notes
EPS1-32-3504	Fuel hose	Stihl	TS700/TS800	



SKU	PRODUCT TYPE	Brand	Model (S)	Notes
EPS1-36-3503	Grommet	Stihl	TS700/TS800	

EXTERNAL SYSTEM



SKU	PRODUCT TYPE	Brand	Model (S)	Notes
EPS1-39-3502	Clamping lever	Stihl	TS700/TS800	



SKU	PRODUCT TYPE	Brand	Model (S)	Notes
EPS1-39-3503	Cover	Stihl	TS700/TS800	



SKU	PRODUCT TYPE	Brand	Model (S)	Notes
EPS1-82-3521	Hose connector (Water coupling)	Stihl	TS700/TS800	



SKU	PRODUCT TYPE	Brand	Model (S)	Notes
EPS1-82-3523	Shut Off Cock	Stihl	TS700/TS800	



SKU	PRODUCT TYPE	Brand	Model (S)	Notes
EPS1-89-3530	Rubber ring	Stihl	TS700/TS800	



SKU	PRODUCT TYPE	Brand	Model (S)	Notes
EPS1-89-3531	Rubber ring	Stihl	TS700/TS800	



SKU	PRODUCT TYPE	Brand	Model (S)	Notes
EPS1-82-3530	Connector	Stihl	TS700/TS800	



SKU	PRODUCT TYPE	Brand	Model (S)	Notes
EPS1-82-3537	Square nut	Stihl	TS700/TS800	



SKU	PRODUCT TYPE	Brand	Model (S)	Notes
EPS1-82-3539	Coupling Sleeve	Stihl	TS700/TS800	



SKU	PRODUCT TYPE	Brand	Model (S)	Notes
EPS1-84-3513	Buffer	Stihl	TS700/TS800	



SKU	PRODUCT TYPE	Brand	Model (S)	Notes
EPS1-84-3514	Buffer	Stihl	TS700/TS800	

INTERNAL SYSTEM

SKU	PRODUCT TYPE	Brand	Model (S)	Notes
EPS1-49-3560	Piston w/ring	Stihl	TS700/TS800	56mm



SKU	PRODUCT TYPE	Brand	Model (S)	Notes
ADA: TS700 CYL	Cylinder w/piston	Stihl	TS700/TS800	56mm



SKU	PRODUCT TYPE	Brand	Model (S)	Notes
EPS1-52-3548-N	Cylinder w/piston	Stihl	TS700/TS800	56mm (Nikasil)



SKU	PRODUCT TYPE	Brand	Model (S)	Notes
EPS1-57-3503	Decompression Valve	Stihl	TS700/TS800	



SKU	PRODUCT TYPE	Brand	Model (S)	Notes
EPS1-54-3522	Gasket set w/oil seal	Stihl	TS700/TS800	



SKU	PRODUCT TYPE	Brand	Model (S)	Notes
EPS1-54-3542	Cylinder gasket	Stihl	TS700/TS800	



SKU	PRODUCT TYPE	Brand	Model (S)	Notes
EPS1-54-3592	Muffler gasket	Stihl	TS700/TS800	



SKU	PRODUCT TYPE	Brand	Model (S)	Notes
EPS1-56-1706	Oil seal	Stihl	TS700/TS800	



SKU	PRODUCT TYPE	Brand	Model (S)	Notes
EPS1-58-3528	Crankshaft assy	Stihl	TS700/TS800	



SKU	PRODUCT TYPE	Brand	Model (S)	Notes
EPS1-54-3595	Gasket, Crankcase	Stihl	TS700/TS800	



SKU	PRODUCT TYPE	Brand	Model (S)	Notes
TSTE-230-372	Crankshaft Bearing	Stihl	TS700/TS800	6203

STARTER PARTS



SKU	PRODUCT TYPE	Brand	Model (S)	Notes
EPS1-60-3515	Recoil starter assy	Stihl	TS700	



SKU	PRODUCT TYPE	Brand	Model (S)	Notes
EPS1-62-3510	Reel	Stihl	TS700/TS800	



SKU	PRODUCT TYPE	Brand	Model (S)	Notes
EPS1-63-3511	Rewind spring	Stihl	TS700/TS800	



SKU	PRODUCT TYPE	Brand	Model (S)	Notes
EPS1-64-3505	Pawl	Stihl	TS700/TS800	



SKU	PRODUCT TYPE	Brand	Model (S)	Notes
TSTE-L7TC	Spark Plug	Stihl	TS700/TS800	NGK-BPMR7A

IGNITION SYSTEM



SKU	PRODUCT TYPE	Brand	Model (S)	Notes
EPS1-78-3503	Plug cap (Spark plug boot)	Stihl	TS700/TS800	

SKU	PRODUCT TYPE	Brand	Model (S)	Notes
TSTE-L7TC	Spark Plug	Stihl	TS700/TS800	NGK-BPMR7A

STIHL TS700 / TS800 Original numbers used for reference purposes only

OEM number	Everest Code	Description
4224-140-1801	EPS1-15-3515	Air filter
4224-141-0300	EPS1-15-3532	Air filter
0000-350-6202	EPS1-22-3502	Primer bulb assy (Cut off machines)
4223-141-2200	EPS1-27-3505	Manifold
4224-141-2202	EPS1-27-3506	Manifold
4238-350-5800	EPS1-31-3516	Tank vent
1124-358-7700	EPS1-32-3504	Fuel hose
4223-353-9201	EPS1-36-3503	Grommet
4224-664-2100	EPS1-39-3502	Clamping lever
4224-664-4200	EPS1-39-3503	Cover
4224-030-2005	EPS1-49-3560	Piston w/ring
4224-020-1205	ADA: TS700 CYL	Cylinder w/piston
4224-020-1205	EPS1-52-3548-N	Cylinder w/piston
4224-007-1012	EPS1-54-3522	Gasket set w/oil seal
4224-029-2300	EPS1-54-3542	Cylinder gasket
4224-149-0600	EPS1-54-3592	Muffler gasket
4224-029-0500	EPS1-54-3595	Gasket, Crankcase
4224-129-0903	EPS1-54-3596	Gasket, Carburetor Intake
9640-003-1745	EPS1-56-1706	Oil seal
4223-020-9400	EPS1-57-3503	Decompression Valve
4224-030-0400	EPS1-58-3528	Crankshaft assy
4224-190-0306	EPS1-60-3515	Recoil starter assy
4221-190-1000	EPS1-62-3510	Reel
4224-190-0600	EPS1-63-3511	Rewind spring
4221-195-7200	EPS1-64-3505	Pawl
1128-405-1000	EPS1-78-3503	Plug cap (Spark plug boot)
4201-700-7300	EPS1-82-3521	Hose connector (Water coupling)
4201-700-4500	EPS1-82-3523	Shut Off Cock
4238-677-8200	EPS1-82-3530	Connector
N068-174	EPS1-82-3537	Square nut
4201-670-1701	EPS1-82-3539	Coupling Sleeve
4205-790-9300	EPS1-84-3513	Buffer
4221-792-9300	EPS1-84-3514	Buffer
4224-706-8802	EPS1-89-3530	Rubber ring
4224-706-8801	EPS1-89-3531	Rubber ring

AIR FILTER SYSTEM



SKU	PRODUCT TYPE	Brand	Model (S)	Notes
EPS1-15-3507	Air filter	Stihl	TS760	Inner



SKU	PRODUCT TYPE	Brand	Model (S)	Notes
EPS1-15-3508	Air filter	Stihl	TS760	Outer



SKU	PRODUCT TYPE	Brand	Model (S)	Notes
EPS1-15-3508SF	Prefilter	Stihl	TS760	Pre-Filter



SKU	PRODUCT TYPE	Brand	Model (S)	Notes
EPS1-15-3534-1	Air filter	Stihl	TS760	3 Piece Kit

FUEL SYSTEMS



SKU	PRODUCT TYPE	Brand	Model (S)	Notes
EPS1-31-3504	Fuel filter	Stihl	TS760	

EXTERNAL ENGINE PARTS



SKU	PRODUCT TYPE	Brand	Model (S)	Notes
EPS1-82-3521	Hose connector (Water coupling)	Stihl	TS760	



SKU	PRODUCT TYPE	Brand	Model (S)	Notes
EPS1-82-3530	Connector	Stihl	TS760	



SKU	PRODUCT TYPE	Brand	Model (S)	Notes
EPS1-82-3539	Coupling Sleeve	Stihl	TS760	



SKU	PRODUCT TYPE	Brand	Model (S)	Notes
EPS1-82-3540	Ring	Stihl	TS760	



SKU	PRODUCT TYPE	Brand	Model (S)	Notes
EPS1-84-3509	Buffer	Stihl	TS760	



SKU	PRODUCT TYPE	Brand	Model (S)	Notes
EPS1-23-3507	Support Handle	Stihl	TS760	



SKU	PRODUCT TYPE	Brand	Model (S)	Notes
EPS1-82-3505	Handle tube w/hose	Stihl	TS760	



SKU	PRODUCT TYPE	Brand	Model (S)	Notes
EPS1-82-3523	Shut Off Cock	Stihl	TS760	

INTERNAL ENGINE PARTS



SKU	PRODUCT TYPE	Brand	Model (S)	Notes
EPS1-84-3510	Buffer	Stihl	TS760	



SKU	PRODUCT TYPE	Brand	Model (S)	Notes
EPS1-84-3511	Buffer	Stihl	TS760	



SKU	PRODUCT TYPE	Brand	Model (S)	Notes
EPS1-84-3513	Buffer	Stihl	TS760	



SKU	PRODUCT TYPE	Brand	Model (S)	Notes
EPS1-77-3501	Stop switch	Stihl	TS760	

INTERNAL ENGINE PARTS



SKU	PRODUCT TYPE	Brand	Model (S)	Notes
EPS1-49-3524	Piston w/ring	Stihl	TS760	58mm



SKU	PRODUCT TYPE	Brand	Model (S)	Notes
EPS1-52-3540	Cylinder w/piston	Stihl	TS760	58mm



SKU	PRODUCT TYPE	Brand	Model (S)	Notes
ADA: 760-CYL	Cylinder w/piston	Stihl	TS760	58mm



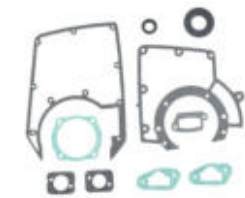
SKU	PRODUCT TYPE	Brand	Model (S)	Notes
EPS1-54-3577	Gasket, Cylinder	Stihl	TS760	



SKU	PRODUCT TYPE	Brand	Model (S)	Notes
EPS1-54-3520	Gasket set	Stihl	TS760	52mm



SKU	PRODUCT TYPE	Brand	Model (S)	Notes
EPS1-54-3507	Gasket set	Stihl	TS760	



SKU	PRODUCT TYPE	Brand	Model (S)	Notes
EPS1-54-3523	Gasket set w/oil seal	Stihl	TS760	0



SKU	PRODUCT TYPE	Brand	Model (S)	Notes
EPS1-54-3560	Intake Gasket	Stihl	TS760	



SKU	PRODUCT TYPE	Brand	Model (S)	Notes
EPS1-54-3587	Intake Gasket	Stihl	TS760	



SKU	PRODUCT TYPE	Brand	Model (S)	Notes
EPS1-54-3585	Muffler gasket	Stihl	TS760	



SKU	PRODUCT TYPE	Brand	Model (S)	Notes
EPS1-58-3506	Crankshaft assy	Stihl	TS760	



SKU	PRODUCT TYPE	Brand	Model (S)	Notes
EPS1-54-3582	Crankcase gasket	Stihl	TS760	



SKU	PRODUCT TYPE	Brand	Model (S)	Notes
TSTE-230-372	Crankshaft Bearing	Stihl	TS760	6203

IGNITION SYSTEM

SKU	PRODUCT TYPE	Brand	Model (S)	Notes
EPS1-78-3503	Plug cap (Spark plug boot)	Stihl	TS760	



SKU	PRODUCT TYPE	Brand	Model (S)	Notes
TSTE-L7TC	Spark Plug	Stihl	TS760	NGK-BPMR7A

STIHL TS760

Original numbers used for reference purposes only

OEM number	Everest Code	Description
EPS1-15-3502	4201-141-0300	Air filter
EPS1-15-3507	4221-140-1800	Air filter
EPS1-15-3508	4221-141-0300/4221-140-4400	Air filter
EPS1-15-3508SF	4221-141-0310	Prefilter
EPS1-23-3507	1111-791-7600	Support
EPS1-49-3517	1111-030-2000	Piston w/ring
EPS1-52-3516	1111-020-1200	Cylinder w/piston
EPS1-52-3540	1111-020-1206	Cylinder w/piston
EPS1-54-3507	1111-007-1051	Gasket set
EPS1-54-3520	1111-007-1050	Gasket set
EPS1-54-3523	1111-007-1051	Gasket set w/oil seal
EPS1-54-3560	1111-129-1100	Gasket
EPS1-54-3577	1111-029-2300	Gasket, Cylinder
EPS1-54-3582	1111-029-0501	Crankcase gasket
EPS1-54-3585	1111-149-0600	Muffler gasket
EPS1-54-3587	1110-149-1200	Intake Gasket
EPS1-58-3506	1111-030-0402	Crankshaft assy
EPS1-77-3501	1111-430-0210	Stop switch
EPS1-82-3505	1111-790-1701	Handle tube w/hose
EPS1-82-3521	4201-700-7300	Hose connector (Water coupling)
EPS1-82-3523	4201-700-4500	Shut Off Cock
EPS1-82-3530	4238-677-8200	Connector
EPS1-82-3539	4201-670-1701	Coupling Sleeve
EPS1-82-3540	4201-760-6100	Ring
EPS1-84-3509	1111-790-9905	Buffer
EPS1-84-3510	1111-790-9915	Buffer
EPS1-84-3511	1111-790-9900	Buffer
EPS1-84-3513	4205-790-9300	Buffer