




Remove Wand Tip (1 screw)



Remove Twist Tab (2 screws)



Screw in new double tab end (2 screws)



Attach wand tip back on (1 screw)  
Slide the double tabs into the new adapter, fits into the slots on the new adapter



Attach wand tip to Spindle

Center new cylindrical adapter over spindle, and make sure the wand clears the slats when fully opened