



# PINNACLE ANALYTICS

## Potency Results

**Sample Name:** *Punch Breath*  
**Client:** HH Harvest Co  
**Client Batch ID:**

Pinnacle-Analytics.com  
3549 Lear Way, Suite 101  
Medford OR 97504  
P:(541)300-8217

**Sample ID:** rC-H-457-D1740

Date Sampled: 10/24/2023

**Matrix:** Flower

Date Reported: 2/22/2024

**Prep Analyst:** Jeff A.

Client License:

**Analysis Method:** 0630322+1 H4 4-21-2022 #1.lcm

924 Chevy Way

**Sampling Method:** N/A

Medford OR 97501

**Reference Method:** JCB 2009: HPLC/DAD

For R&D Purposes Only

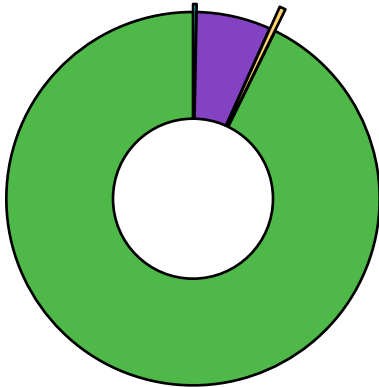
**Analysis Batch:** 10-25-2023 H4 302, 386, 405 Flower



<b>Total THC</b> (THCA*0.877+d9-THC)	29.3%
<b>Total CBD</b> (CBDA*0.877+CBD)	<LOQ%
<b>Moisture Content</b>	80.3%

Cannabinoid	% Weight	mg/g
CBDVA	<LOQ	<LOQ
CBDV	<LOQ	<LOQ
CBDA*	0.109	1.09
CBGA	2.3	23.0
CBG	<LOQ	<LOQ
CBD*	<LOQ	<LOQ
THCV	<LOQ	<LOQ
CBN	<LOQ	<LOQ
d9-THC*	0.19	1.9
d8-THC*	<LOQ	<LOQ
CBC	<LOQ	<LOQ
THCA*	33.2	332.0
<b>Total Cannabinoids</b>	<b>35.8</b>	<b>358.0</b>

\*ORELAP Accredited Analyte

Limit Of Quantitation: 0.1%, analyte not measured



 CBDA*	 THCA*
 CBGA	
 d9-THC*	



These test results may not be altered or reproduced except in full without the permission of Pinnacle Analytics. These results were generated following the Oregon Administrative Rules and in accordance with the NELAP Institute under ORELAP License #4152  
Report generated by Routine\_Potency\_Rev13\_8-1-2023

Kris Ford, PhD  
Lab Director



# PINNACLE

— ANALYTICS —

## Quality Control Results

**Analyst:** Jeff A.

**Analysis Batch:** 10-25-2023 H4 302, 386, 405 Flower

Pinnacle-Analytics.com  
3549 Lear Way, Suite 101  
Medford OR 97504  
P:(541)300-8217

	Duplicate RPD		LCS % Recovery		Method Blank	
	H-0-D1743-b	Limit	C-FL-102523-b	Limits	C-FB-102523-b	Limit
<b>CBDA</b>	<LOQ%	30%	97.9%	90-110%	<LOQ/2	LOQ/2
<b>CBD</b>	<LOQ%	30%	102.0%	90-110%	<LOQ/2	LOQ/2
<b>d9-THC</b>	4.27%	10%	102.0%	90-110%	<LOQ/2	LOQ/2
<b>d8-THC</b>	<LOQ%	30%	103.0%	90-110%	<LOQ/2	LOQ/2
<b>THCA</b>	4.05%	10%	92.9%	90-110%	<LOQ/2	LOQ/2

RPD: Relative Percent Difference between unknown sample and its duplicate

LCS: Laboratory Control Sample with known concentration

Case Comments: There were no divergences from ordinary Quality Control procedures or SOPs.



These test results may not be altered or reproduced except in full without the permission of Pinnacle Analytics. These results were generated following the Oregon Administrative Rules and in accordance with the NELAP Institute under ORELAP License #4152  
Report generated by Routine\_Potency\_Rev13\_8-1-2023

  
Kris Ford, PhD  
Lab Director