

Prepared for:
North Brands LLC

Higher Vibes Blueberry Citrus

Batch ID or Lot Number: NCC0035	Test, Test ID and Methods: Various	Matrix: Unit	Page 1 of 4
Reported: 22Sep2023	Started: 21Sep2023	Received: 22Sep2023	


Cannabinoids


Test ID: T000257018

Methods: TM14 (HPLC-DAD)

	LOD (mg)	LOQ (mg)	Result (mg)	Result (mg/g)	Notes
Cannabichromene (CBC)	0.148	0.490	ND	ND	# of Servings = 1, Sample Weight=355g
Cannabichromenic Acid (CBCA)	0.136	0.448	ND	ND	
Cannabidiol (CBD)	0.510	1.261	10.150	0.00	
Cannabidiolic Acid (CBDA)	0.523	1.294	ND	ND	
Cannabidivarin (CBDV)	0.121	0.298	ND	ND	
Cannabidivarinic Acid (CBDVA)	0.218	0.540	ND	ND	
Cannabigerol (CBG)	0.084	0.278	ND	ND	
Cannabigerolic Acid (CBGA)	0.352	1.164	ND	ND	
Cannabinol (CBN)	0.110	0.363	ND	ND	
Cannabinolic Acid (CBNA)	0.240	0.794	ND	ND	
Delta 8-Tetrahydrocannabinol (Delta 8-THC)	0.419	1.386	ND	ND	
Delta 9-Tetrahydrocannabinol (Delta 9-THC)	0.381	1.259	5.410	0.00	
Delta 9-Tetrahydrocannabinolic Acid (THCA-A)	0.337	1.115	ND	ND	
Tetrahydrocannabivarin (THCV)	0.077	0.253	ND	ND	
Tetrahydrocannabivarinic Acid (THCVA)	0.298	0.984	ND	ND	
Total Cannabinoids			15.560	0.00	
Total Potential THC			5.410	0.00	
Total Potential CBD			10.150	0.00	

Final Approval


 Karen Winternheimer
 22Sep2023
 02:45:00 PM MDT
 PREPARED BY / DATE


 Sam Smith
 22Sep2023
 02:46:00 PM MDT
 APPROVED BY / DATE

Prepared for:
North Brands LLC

Higher Vibes Blueberry Citrus

Batch ID or Lot Number: NCC0035	Test, Test ID and Methods: Various	Matrix: Unit	Page 2 of 4
Reported: 22Sep2023	Started: 21Sep2023	Received: 22Sep2023	

Microbial Contaminants

Test ID: T000257019

Methods: TM25 (PCR) TM24, TM26, TM27 (Culture Plating)

	Method	LOD	Quantitation Range	Result	Notes
STEC	TM25: PCR	10 ⁰ CFU/25g	NA	Absent	Free from visual mold, mildew, and foreign matter
<i>Salmonella</i>	TM25: PCR	10 ⁰ CFU/25g	NA	Absent	
Total Yeast and Mold*	TM24: Culture Plating	10 ¹ CFU/g	1.0x10 ² - 1.5x10 ⁴	None Detected	
Total Aerobic Count*	TM26: Culture Plating	10 ² CFU/g	1.0x10 ³ - 1.5x10 ⁵	None Detected	
Total Coliforms*	TM27: Culture Plating	10 ¹ CFU/g	1.0x10 ² - 1.5x10 ⁴	None Detected	

Final Approval



Brett Hudson
25Sep2023
03:30:00 PM MDT

PREPARED BY / DATE



Eden Thompson-Wright
25Sep2023
04:14:00 PM MDT

APPROVED BY / DATE

Prepared for:
North Brands LLC

Higher Vibes Blueberry Citrus


Batch ID or Lot Number: NCC0035	Test, Test ID and Methods: Various	Matrix: Unit	Page 3 of 4
Reported: 22Sep2023	Started: 21Sep2023	Received: 22Sep2023	

Residual Solvents


Test ID: T000257021
Methods: TM04 (GC-MS): Residual

Solvents	Dynamic Range (ppm)	Result (ppm)	Notes
Propane	84 - 1680	ND	
Butanes (Isobutane, n-Butane)	173 - 3461	ND	
Methanol	54 - 1083	ND	
Pentane	87 - 1748	ND	
Ethanol	88 - 1767	ND	
Acetone	89 - 1778	ND	
Isopropyl Alcohol	91 - 1817	ND	
Hexane	5 - 105	ND	
Ethyl Acetate	89 - 1777	ND	
Benzene	0.2 - 3.6	ND	
Heptanes	88 - 1768	ND	
Toluene	16 - 321	ND	
Xylenes (m,p,o-Xylenes)	118 - 2367	ND	

Final Approval


Sam Smith
26Sep2023
01:13:00 PM MDT

PREPARED BY / DATE


Karen Winternheimer
26Sep2023
01:15:00 PM MDT


APPROVED BY / DATE

Heavy Metals


Test ID: T000257020
Methods: TM19 (ICP-MS): Heavy

Metals	Dynamic Range (ppm)	Result (ppm)	Notes
Arsenic	0.05 - 4.53	ND	
Cadmium	0.05 - 4.68	ND	
Mercury	0.05 - 4.59	ND	
Lead	0.05 - 4.73	ND	

Final Approval


Sam Smith
27Sep2023
02:50:00 PM MDT

PREPARED BY / DATE


Karen Winternheimer
27Sep2023
02:55:00 PM MDT

APPROVED BY / DATE

Prepared for:
North Brands LLC

Higher Vibes Blueberry Citrus

Batch ID or Lot Number: NCC0035	Test, Test ID and Methods: Various	Matrix: Unit	Page 4 of 4
Reported: 22Sep2023	Started: 21Sep2023	Received: 22Sep2023	



<https://results.botanacor.com/api/v1/coas/uuid/18bc3e87-24c0-4ac3-97bb-506c60a20de4>

Definitions
 LOD = Limit of Detection, ULOQ = Upper Limit of Quantitation, LLOQ = Lower Limit of Quantitation, PPB = Parts per Billion, % = % (w/w) = Percent (weight of analyte / weight of product). ND = None Detected (defined by dynamic range of the method). Total Potential Delta 9-THC or CBD is calculated to take into account the loss of a carboxyl group during decarboxylation step, using the following formulas: Total Potential Delta 9-THC = Delta 9-THC + (Delta 9-THCa *(0.877)) and Total CBD = CBD + (CBDa *(0.877)). Fail equates to a concentration level of Delta 9-THC, on a dry weight basis, higher than 0.3 percent + or - the measurement uncertainty. Total Potential THC is calculated using the following formulas to take into account the loss of a carboxyl group during decarboxylation step. Total THC = THC + (THCa *(0.877)). ALOQ = Above Limit Of Quantitation (defined by dynamic range of the method), CFU/g = Colony Forming Units per Gram. Values recorded in scientific notation, a common microbial practice of expressing numbers that are too large to be conveniently written in decimal form. Examples: 10² = 100 CFU, 10³ = 1,000 CFU, 10⁴ = 10,000 CFU, 10⁵ = 100,000 CFU.


Testing results are based solely upon the sample submitted to SC Laboratories, Inc., in the condition it was received. SC Laboratories, Inc., warrants that all analytical work is conducted professionally in accordance with all applicable standard laboratory practices using validated methods. Data was generated using an unbroken chain of comparison to NIST traceable Reference Standards and Certified Reference Materials. This report may not be reproduced, except in full, without the written approval of SC Laboratories, Inc. ISO/IEC 17025:2017 Accredited by A2LA. Some tests listed on this COA may not be within our scope of A2LA accreditation. Please visit [A2LA for more details](#).



Cert #4329.02
18bc3e8724c04ac397bb506c60a20de4.1

SAMPLE NAME: Higher Vibes Blueberry Citrus

Infused, Liquid Edible

CULTIVATOR / MANUFACTURER**Business Name:****License Number:****Address:****DISTRIBUTOR / TESTED FOR****Business Name:** North Brands LLC**License Number:****Address:****SAMPLE DETAIL****Batch Number:** NCC0035**Sample ID:** 230925M019**Date Collected:** 09/25/2023**Date Received:** 09/25/2023**Batch Size:****Sample Size:** 1.0 units**Unit Mass:****Serving Size:**Scan QR code to verify
authenticity of results.**SAFETY ANALYSIS - SUMMARY****Pesticides:**  **PASS**

For quality assurance purposes. Not a Regulatory Hemp Lab Test Report. These results relate only to the sample included on this report. This report shall not be reproduced, except in full, without written approval of the laboratory.

Sample Certification: California Code of Regulations Title 4 Division 19. Department of Cannabis Control Business and Professions Code. Reference: Sections 26100, 26104 and 26110, Business and Professions Code.

Decision Rule: Statements of conformity (e.g. Pass/Fail) to specifications are made in this report without taking measurement uncertainty into account. Where statements of conformity are made in this report, the following decision rules are applied: PASS - Results within limits/specifications, FAIL - Results exceed limits/specifications.

References: limit of detection (LOD), limit of quantification (LOQ), not detected (ND), not tested (NT)

LQC verified by: Michael Pham
Job Title: Senior Laboratory Analyst
Date: 09/28/2023Approved by: Josh Wurzer
Job Title: Chief Compliance Officer
Date: 09/28/2023



Pesticide Analysis

PESTICIDE TEST RESULTS - 09/28/2023 ✔ PASS

Pesticide and plant growth regulator analysis utilizing high-performance liquid chromatography-mass spectrometry (HPLC-MS) or gas chromatography-mass spectrometry (GC-MS).

*GC-MS utilized where indicated.

Method: QSP 1212 - Analysis of Pesticides and Mycotoxins by LC-MS or QSP 1213 - Analysis of Pesticides by GC-MS

COMPOUND	LOD/LOQ (µg/g)	ACTION LIMIT (µg/g)	MEASUREMENT UNCERTAINTY (µg/g)	RESULT (µg/g)	RESULT
Abamectin	0.03 / 0.10	0.3	N/A	ND	PASS
Acephate	0.02 / 0.07	5	N/A	ND	PASS
Acequinocyl	0.02 / 0.07	4	N/A	ND	PASS
Acetamiprid	0.02 / 0.05	5	N/A	ND	PASS
Aldicarb	0.03 / 0.08	≥ LOD	N/A	ND	PASS
Azoxystrobin	0.02 / 0.07	40	N/A	ND	PASS
Bifenazate	0.01 / 0.04	5	N/A	ND	PASS
Bifenthrin	0.02 / 0.05	0.5	N/A	ND	PASS
Boscalid	0.03 / 0.09	10	N/A	ND	PASS
Captan	0.19 / 0.57	5	N/A	ND	PASS
Carbaryl	0.02 / 0.06	0.5	N/A	ND	PASS
Carbofuran	0.02 / 0.05	≥ LOD	N/A	ND	PASS
Chlorantraniliprole	0.04 / 0.12	40	N/A	ND	PASS
Chlordane*	0.03 / 0.08	≥ LOD	N/A	ND	PASS
Chlorfenapyr*	0.03 / 0.10	≥ LOD	N/A	ND	PASS
Chlorpyrifos	0.02 / 0.06	≥ LOD	N/A	ND	PASS
Clofentezine	0.03 / 0.09	0.5	N/A	ND	PASS
Coumaphos	0.02 / 0.07	≥ LOD	N/A	ND	PASS
Cyfluthrin	0.12 / 0.38	1	N/A	ND	PASS
Cypermethrin	0.11 / 0.32	1	N/A	ND	PASS
Daminozide	0.02 / 0.07	≥ LOD	N/A	ND	PASS
Diazinon	0.02 / 0.05	0.2	N/A	ND	PASS
Dichlorvos (DDVP)	0.03 / 0.09	≥ LOD	N/A	ND	PASS
Dimethoate	0.03 / 0.08	≥ LOD	N/A	ND	PASS
Dimethomorph	0.03 / 0.09	20	N/A	ND	PASS
Ethoprophos	0.03 / 0.10	≥ LOD	N/A	ND	PASS
Etofenprox	0.02 / 0.06	≥ LOD	N/A	ND	PASS
Etoxazole	0.02 / 0.06	1.5	N/A	ND	PASS
Fenhexamid	0.03 / 0.09	10	N/A	ND	PASS
Fenoxycarb	0.03 / 0.08	≥ LOD	N/A	ND	PASS
Fenpyroximate	0.02 / 0.06	2	N/A	ND	PASS
Fipronil	0.03 / 0.08	≥ LOD	N/A	ND	PASS
Flonicamid	0.03 / 0.10	2	N/A	ND	PASS
Fludioxonil	0.03 / 0.10	30	N/A	ND	PASS
Hexythiazox	0.02 / 0.07	2	N/A	ND	PASS
Imazalil	0.02 / 0.06	≥ LOD	N/A	ND	PASS
Imidacloprid	0.04 / 0.11	3	N/A	ND	PASS
Kresoxim-methyl	0.02 / 0.07	1	N/A	ND	PASS
Malathion	0.03 / 0.09	5	N/A	ND	PASS
Metalaxyl	0.02 / 0.07	15	N/A	ND	PASS
Methiocarb	0.02 / 0.07	≥ LOD	N/A	ND	PASS

Continued on next page



Pesticide Analysis *Continued*

PESTICIDE TEST RESULTS - 09/28/2023 *continued* ✔ **PASS**

COMPOUND	LOD/LOQ (µg/g)	ACTION LIMIT (µg/g)	MEASUREMENT UNCERTAINTY (µg/g)	RESULT (µg/g)	RESULT
Methomyl	0.03 / 0.10	0.1	N/A	ND	PASS
Mevinphos	0.03 / 0.09	≥ LOD	N/A	ND	PASS
Myclobutanil	0.03 / 0.09	9	N/A	ND	PASS
Naled	0.02 / 0.07	0.5	N/A	ND	PASS
Oxamyl	0.04 / 0.11	0.2	N/A	ND	PASS
Paclobutrazol	0.02 / 0.05	≥ LOD	N/A	ND	PASS
Parathion-methyl	0.03 / 0.10	≥ LOD	N/A	ND	PASS
Pentachloronitrobenzene*	0.03 / 0.09	0.2	N/A	ND	PASS
Permethrin	0.04 / 0.12	20	N/A	ND	PASS
Phosmet	0.03 / 0.10	0.2	N/A	ND	PASS
Piperonyl Butoxide	0.02 / 0.07	8	N/A	ND	PASS
Prallethrin	0.03 / 0.08	0.4	N/A	ND	PASS
Propiconazole	0.02 / 0.07	20	N/A	ND	PASS
Propoxur	0.03 / 0.09	≥ LOD	N/A	ND	PASS
Pyrethrins	0.04 / 0.12	1	N/A	ND	PASS
Pyridaben	0.02 / 0.07	3	N/A	ND	PASS
Spinetoram	0.02 / 0.07	3	N/A	ND	PASS
Spinosad	0.02 / 0.07	3	N/A	ND	PASS
Spiromesifen	0.02 / 0.05	12	N/A	ND	PASS
Spirotetramat	0.02 / 0.06	13	N/A	ND	PASS
Spiroxamine	0.03 / 0.08	≥ LOD	N/A	ND	PASS
Tebuconazole	0.02 / 0.07	2	N/A	ND	PASS
Thiacloprid	0.03 / 0.10	≥ LOD	N/A	ND	PASS
Thiamethoxam	0.03 / 0.10	4.5	N/A	ND	PASS
Trifloxystrobin	0.03 / 0.08	30	N/A	ND	PASS