

All shipments for this series will be blanket-wrapped as standard. For customers located in Territory 1 who require cartoning, a 5% upcharge will be added to each product. Please contact client services for additional information.

HOOM LOUNGE | Designed by Gower + Woolf



SPECIFICATIONS:

- Two base options available: 4-leg wood and 4-prong swivel base with self-return.
- 4-prong swivel base available with or without rocker mechanism and offered in standard and premium finishes. Please refer to listing below.
- For custom metal finish colors, please contact client services for pricing.
- 4-leg wood base offered in all standard finishes on Ash. Please refer to standard finish card.
- For custom wood finishes, please add \$520 List per color per order.
- 300 lb. weight capacity.
- All dimensions are nominal.
- Refer to terms and conditions for general information regarding fabrics, finishes, warranty, freight, complete condition of sales and more.

STANDARD METAL BASE FINISH COLORS:

- #06 Charcoal Grey
- #90 Metallic Silver
- #92 Polished Aluminum
- #95 Satin Black

PREMIUM METAL BASE FINISH COLORS:







- #07 Gold Shimmer
- #08 Penny
- #09 Brown Sugar
- #83 Metallic Champagne
- #94 Cotton
- #140 Oasis
- #141 Mint
- #142 Mercury
- #143 Canary
- #150 Stone

All shipments for this series will be blanket-wrapped as standard. For customers located in Territory 1 who require cartoning, a 5% upcharge will be added to each product. Please contact client services for additional information.

HOOM LOUNGE | Designed by Gower + Woolf

ORDERING REQUIREMENTS:

- Model number
- Base finish
- Upholstery selection
- Options, as applicable

MODEL	PRODUCT SPECIFICATIONS	FABRIC GRADES								LEATHER			
		COM	A	1	2	3	4	COL 5	6	7	8	L1	L2
7053 	 Lounge Chair, 4-Prong Swivel Base 26.5" W x 26" D x 29.5" H Seat: 21" W x 18.5" D Seat Ht: 16.75" COM: 2.5 yds. COL: 50 sq. ft. 38 lbs.	1,671	1,826	1,911	1,961	2,041	2,129	2,206	2,289	2,369	2,451	2,836	3,111
7053-RM01 	 Lounge Chair, 4-Prong Swivel Base with Rocker 26.5" W x 26" D x 29.5" H Seat: 21" W x 18.5" D Seat Ht: 16.75" COM: 2.5 yds. COL: 50 sq. ft. 34 lbs.	1,738	1,893	1,978	2,028	2,108	2,196	2,273	2,356	2,436	2,518	2,903	3,178
7054 	 Lounge Chair, 4-Leg Wood Base 26.5" W x 26" D x 29.5" H Seat: 21" W x 18.5" D Seat Ht: 16.5" COM: 2.5 yds. COL: 50 sq. ft. 35 lbs.	1,624	1,779	1,864	1,914	1,994	2,082	2,159	2,242	2,322	2,404	2,789	3,064

OPTIONS

-PF02	Premium Metal Base Finish	\$101
-NS04	Non-Skid Glides	\$26

 = Available on quick-ship program (#90 Metallic Silver, #92 Polished Aluminum and standard wood base finishes only).

All shipments for this series will be blanket-wrapped as standard. For customers located in Territory 1 who require cartoning, a 5% upcharge will be added to each product. Please contact client services for additional information.

HOOM LOUNGE | Designed by Gower + Woolf

UPHOLSTERY COMBINATIONS:

- For upholstery combinations, refer to the pricing below.
- When combining two COM/COV/COL fabrics, or fabrics with the same grade, add \$120 List per unit.
- When combining three or more COM/COV/COL fabrics, or fabrics with the same grade, add \$150 List per unit.
- When combining different grades of fabric, price will be based on the highest grade specified.
- Two-tone upholstery examples and yardage requirements for the most common combinations are listed below. Additional combinations available; please contact client services for yardage requirements and pricing.
- Note: Yardage amounts are based on fabric which is plain (i.e. non-directional) and a full 54" wide.
- Appropriate upholstery code must be included.



Code	HM2
<u>Model</u>	<u>COM Requirement</u>
7053	Seat Cushion = .75 yd.
7053-RM01	Balance of Chair = 2 yds.
7054	



Code	HM3
<u>Model</u>	<u>COM Requirement</u>
7053	Inside Back and Seat Cushion = 1.25 yds.
7053-RM01	Balance of Chair = 1.75 yds.
7054	