

All shipments for this series will be blanket-wrapped as standard. For customers located in Territory 1 who require cartoning, a 5% upcharge will be added to each product. Please contact client services for additional information.

## GOGO LOUNGE | Designed by Qdesign



### PRODUCT FEATURES:

- Arm and armless lounge and love seat models.
- Lounge chairs offered with casters or glides. Love seats available with glides only.
- Caster/glide combination also offered to limit movement while seated, but still allow for easy maneuverability when not in use.
- Optional leather pull handle on lounge models (not available on love seats).
- Pull handle is offered in four standard leather color options. Please refer to listing below.
- Lounge chairs feature 300 lb. weight capacity.
- Love seats feature 600 lb. weight capacity.
- All dimensions are nominal.
- Refer to terms and conditions for general information regarding fabrics, finishes, warranty, freight, complete condition of sales and more.

### STANDARD LEATHER PULL HANDLE COLORS:



Black



Bright White



Saddle



Stone Grey







All shipments for this series will be blanket-wrapped as standard. For customers located in Territory 1 who require cartoning, a 5% upcharge will be added to each product. Please contact client services for additional information.

## GOGO LOUNGE | Designed by Qdesign

### ORDERING REQUIREMENTS:


- Model number
- Upholstery selection
- Options, as applicable

Note: caster/glide combination limits movement while seated, but still allows for easy maneuverability when not in use.

MODEL	PRODUCT SPECIFICATIONS	FABRIC GRADES										LEATHER	
		COM	A	1	2	3	4	COL 5	6	7	8	L1	L2
6710	 <p><b>Lounge Chair, Armless, Glides</b>            24" W x 27.25" D x 32" H            Seat: 23.25" W x 18.25" D            Seat Ht: 16.75"            COM: 3 yds. COL: 60 sq. ft.            42 lbs.</p>	1,554	1,740	1,842	1,902	1,998	2,103	2,196	2,295	2,391	2,490	2,952	3,282
6715	 <p><b>Lounge Chair, Armless, Casters</b>            24" W x 27.25" D x 32" H            Seat: 23.25" W x 18.25" D            Seat Ht: 16.75"            COM: 3 yds. COL: 60 sq. ft.            42 lbs.</p>	1,554	1,740	1,842	1,902	1,998	2,103	2,196	2,295	2,391	2,490	2,952	3,282
6712	 <p><b>Lounge Chair, Armless, Casters/Glides</b>            24" W x 27.25" D x 32" H            Seat: 23.25" W x 18.25" D            Seat Ht: 16.75"            COM: 3 yds. COL: 60 sq. ft.            42 lbs.</p>	1,554	1,740	1,842	1,902	1,998	2,103	2,196	2,295	2,391	2,490	2,952	3,282
6711	 <p><b>Lounge Chair, Arms, Glides</b>            28.5" W x 29.25" D x 32" H            Seat: 23.25" W x 18.25" D            Seat Ht: 16.75"            COM: 5.5 yds. COL: 110 sq. ft.            72 lbs.</p>	2,026	2,367	2,554	2,664	2,840	3,033	3,203	3,385	3,561	3,742	4,589	5,194
6716	 <p><b>Lounge Chair, Arms, Casters</b>            28.5" W x 29.25" D x 32" H            Seat: 23.25" W x 18.25" D            Seat Ht: 16.75"            COM: 5.5 yds. COL: 110 sq. ft.            72 lbs.</p>	2,026	2,367	2,554	2,664	2,840	3,033	3,203	3,385	3,561	3,742	4,589	5,194
6717	 <p><b>Lounge Chair, Arms, Casters/Glides</b>            28.5" W x 29.25" D x 32" H            Seat: 23.25" W x 18.25" D            Seat Ht: 16.75"            COM: 5.5 yds. COL: 110 sq. ft.            72 lbs.</p>	2,026	2,367	2,554	2,664	2,840	3,033	3,203	3,385	3,561	3,742	4,589	5,194

### OPTIONS

-P03-BW	Leather Pull Handle, Bright White	\$121	-P03-B	Leather Pull Handle, Black	\$121
-P03-S	Leather Pull Handle, Saddle	\$121	-FG04	Felt Glides	\$26
-P03-SG	Leather Pull Handle, Stone Grey	\$121			



 = Available on quick-ship program.

All shipments for this series will be blanket-wrapped as standard. For customers located in Territory 1 who require cartoning, a 5% upcharge will be added to each product. Please contact client services for additional information.

## GOGO LOUNGE | Designed by Qdesign

### ORDERING REQUIREMENTS:

- Model number
- Upholstery selection
- Options, as applicable

MODEL	PRODUCT SPECIFICATIONS	FABRIC GRADES								LEATHER			
		COM	A	1	2	3	4	COL 5	6	7	8	L1	L2
<b>6720</b> 	<b>Love Seat, Armless, Glides</b> 48" W x 27.25" D x 32" H Seat: 47.5" W x 18.25" D Seat Ht: 16.75" COM: 5 yds. COL: 100 sq. ft. 60 lbs.	2,319	2,629	2,799	2,899	3,059	3,234	3,389	3,554	3,714	3,879	4,649	5,199
<b>6721</b> 	<b>Love Seat, Arms, Glides</b> 53" W x 29.25" D x 32" H Seat: 47.5" W x 18.25" D Seat Ht: 16.75" COM: 9 yds. COL: 180 sq. ft. 103 lbs.	2,965	3,585	3,925	4,125	4,445	4,795	5,105	5,435	5,755	6,085	7,625	8,725

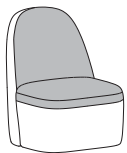
### OPTIONS

-FG04    Felt Glides    \$26

## GOGO LOUNGE | Two-Tone Upholstery

### UPHOLSTERY COMBINATIONS:

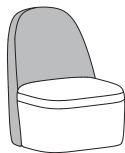
- For upholstery combinations, refer to the pricing below.
- When combining two COM/COV/COL fabrics, or fabrics with the same grade, add \$120 List per unit.
- When combining three or more COM/COV/COL fabrics, or fabrics with the same grade, add \$150 List per unit.
- When combining different grades of fabric, price will be based on the highest grade specified.
- Two-tone upholstery examples and yardage requirements for the most common combinations are listed below. Additional combinations available; please contact client services for yardage requirements and pricing.
- Note: Yardage amounts are based on fabric which is plain (i.e. non-directional) and a full 54" wide.
- Appropriate upholstery code must be included.



**Code** GG1

**Model** COM Requirement

6710 Front of Back & Seat Cushion = 1.25 yds.  
6712 Balance of Chair = 2 yds.  
6715



**Code** GG2

**Model** COM Requirement

6710 Back Upholstery = 2 yds.  
6712 Balance of Chair = 1.5 yds.  
6715



**Code** GG3

**Model** COM Requirement

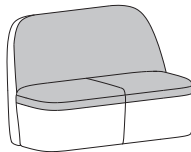
6711 Back & Seat Cushion = 2.25 yds.  
6716 Balance of Chair = 3.75 yds.  
6717



**Code** GG4

**Model** COM Requirement

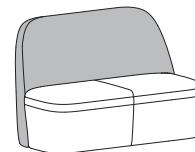
6711 Arm Panels/Outer Shell = 3 yds.  
6716 Balance of Chair = 3 yds.  
6717



**Code** GG5

**Model** COM Requirement

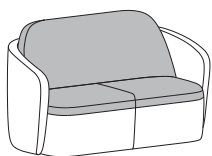
6720 Front of Back & Seat Cushion = 2.25 yds.  
Balance of Love Seat = 3 yds.



**Code** GG6

**Model** COM Requirement

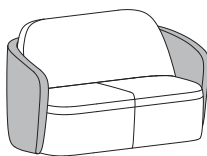
6720 Back Upholstery = 3 yds.  
Balance of Love Seat = 2.5 yds.



**Code** GG7

**Model** COM Requirement

6721 Back & Seat Cushion = 3.75 yds.  
Balance of Love Seat = 5.25 yds.



**Code** GG8

**Model** COM Requirement

6721 Arm Panels/Outer Shell = 4 yds.  
Balance of Love Seat = 5 yds.