

All shipments for this series will be blanket-wrapped as standard. For customers located in Territory 1 who require cartoning, a 5% upcharge will be added to each product. Please contact client services for additional information.

CHIRP LOUNGE



SPECIFICATIONS:

- Two base options available: sled base and swivel base with self-return.
- Bases available in standard and premium finishes. See below for options.
- For custom finish colors, please contact client services for pricing.
- 300 lb. weight capacity.
- All dimensions are nominal.
- Refer to terms and conditions for general information regarding fabrics, finishes, warranty, freight, complete condition of sales and more.

STANDARD METAL BASE FINISH COLORS:

- #06 Charcoal Grey
- #90 Metallic Silver
- #91 Chrome (sled base only)
- #92 Polished Aluminum (swivel base only)
- #95 Satin Black

PREMIUM METAL BASE FINISH COLORS:



- #07 Gold Shimmer
- #08 Penny
- #09 Brown Sugar
- #83 Metallic Champagne
- #94 Cotton
- #140 Oasis
- #141 Mint
- #142 Mercury
- #143 Canary
- #150 Stone

All shipments for this series will be blanket-wrapped as standard. For customers located in Territory 1 who require cartoning, a 5% upcharge will be added to each product. Please contact client services for additional information.

CHIRP LOUNGE

ORDERING REQUIREMENTS:

- Model number
- Base finish
- Upholstery selection
- Options, as applicable

MODEL	PRODUCT SPECIFICATIONS	FABRIC GRADES										LEATHER	
		COM	A	1	2	3	4	COL 5	6	7	8	L1	L2
30212-M 	Mid-Back Lounge Chair, Sled Base 26.5" W x 24.25" D x 30" H Seat: 22.5" W x 17" D Seat Ht: 16.5" COM: 1.75 yds. COL: 35 sq. ft. 20 lbs.	1,210	1,319	1,378	1,413	1,469	1,531	1,585	1,643	1,699	1,756	2,026	2,218
30213-M 	Mid-Back Lounge Chair, Swivel Base 23" W x 24.25" D x 30" H Seat: 22.5" W x 17" D Seat Ht: 16.5" COM: 1.75 yds. COL: 35 sq. ft. 22 lbs.	1,368	1,477	1,536	1,571	1,627	1,689	1,743	1,801	1,857	1,914	2,184	2,376

OPTIONS



-PF02	Premium Metal Base Finish	\$101
-CG02	Clear Glides (sled base models only)	\$12
-FG04	Felt Glides (sled base models only)	\$26
-NS04	Non-Skid Glides (sled base models only)	\$26

All shipments for this series will be blanket-wrapped as standard. For customers located in Territory 1 who require cartoning, a 5% upcharge will be added to each product. Please contact client services for additional information.

CHIRP LOUNGE

ORDERING REQUIREMENTS:

- Model number
- Base finish
- Upholstery selection
- Options, as applicable

MODEL	PRODUCT SPECIFICATIONS	FABRIC GRADES								LEATHER			
		COM	A	1	2	3	4	COL 5	6	7	8	L1	L2
30212-H 	High Back Lounge Chair, Sled Base 26.5" W x 24.25" D x 38" H Seat: 22.5" W x 17" D Seat Ht: 16.5" COM: 2 yds. COL: 40 sq. ft. 24 lbs.	1,295	1,419	1,487	1,527	1,591	1,661	1,723	1,789	1,853	1,919	2,227	2,447
30213-H 	High Back Lounge Chair, Swivel Base 23" W x 24.25" D x 38" H Seat: 22.5" W x 17" D Seat Ht: 16.5" COM: 2 yds. COL: 40 sq. ft. 26 lbs.	1,455	1,579	1,647	1,687	1,751	1,821	1,883	1,949	2,013	2,079	2,387	2,607

OPTIONS

-PF02	Premium Metal Base Finish	\$101
-CG02	Clear Glides (sled base models only)	\$12
-FG04	Felt Glides (sled base models only)	\$26
-NS04	Non-Skid Glides (sled base models only)	\$26

CHIRP LOUNGE

UPHOLSTERY COMBINATIONS:


- For upholstery combinations, refer to the pricing below.
- When combining two COM/COV/COL fabrics, or fabrics with the same grade, add \$120 List per unit.
- When combining three or more COM/COV/COL fabrics, or fabrics with the same grade, add \$150 List per unit.
- When combining different grades of fabric, price will be based on the highest grade specified.
- Two-tone upholstery examples and yardage requirements for the most common combinations are listed below. Additional combinations available; please contact client services for yardage requirements and pricing.
- Note: Yardage amounts are based on fabric which is plain (i.e. non-directional) and a full 54" wide.
- Appropriate upholstery code must be included.



Code	CH4
<u>Model</u>	<u>COM Requirement</u>
30212-M	Side/Front Panels = .75 yd.
30213-M	Balance of Chair = 1.5 yds.



Code	CH5
<u>Model</u>	<u>COM Requirement</u>
30212-M	Seat Front/Back Front = .75 yd.
30213-M	Balance of Chair = 1 yd.



Code	CH6
<u>Model</u>	<u>COM Requirement</u>
30212-M	Seat Front/Back Front/ Side & Front Panels = 1.25 yds.
30213-M	Balance of Chair = .75 yd.



Code	CH7
<u>Model</u>	<u>COM Requirement</u>
30212-H	Side/Front Panels = .75 yd.
30213-H	Balance of Chair = 1.5 yds.



Code	CH8
<u>Model</u>	<u>COM Requirement</u>
30212-H	Seat Front/Back Front = .75 yd.
30213-H	Balance of Chair = 1.25 yds.



Code	CH9
<u>Model</u>	<u>COM Requirement</u>
30212-H	Seat Front/Back Front/ Side & Front Panels = 1.5 yds.
30213-H	Balance of Chair = .75 yd.