



JUKEBOX D.B.

Ages 6+
SKU: 569886

ADULT BATTERY INSTALLATION REQUIRED

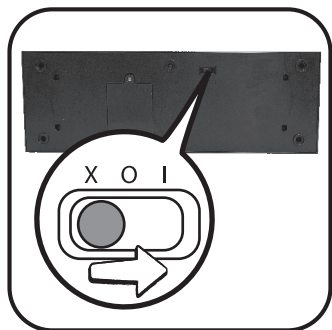
BATTERY INSTALLATION

The batteries included in this set are for in-store demonstration. Before beginning, an adult must install fresh alkaline batteries. Here's how:


1. Using a Phillips screwdriver (not included), remove the screw and battery compartment cover from under the base.
2. Install three (3) fresh 1.5V AA (LR6) alkaline batteries (not included) making sure the (+) and (-) ends face the proper direction as indicated inside the battery compartment.
3. Replace the compartment cover and tighten the screw.



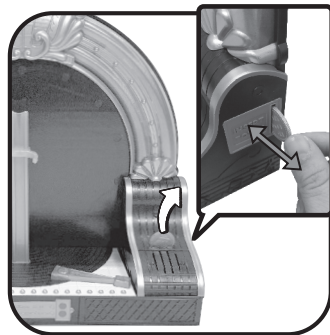
USING THE JUKEBOX BASE



Move the switch under the base from the TRY ME (X) position to the ON (I) position. After playing, move the switch to the OFF (O) position to conserve battery power.



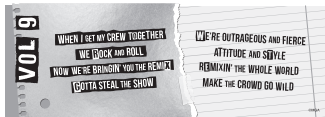
Press the button on the front of the base to turn the lights on. Press the button again to turn off the lights. To conserve battery power, the lights will turn off after a few minutes of inactivity.



Remove the token from its storage. Then, insert and remove the token into the slot on the side of the base to turn on the music. To play the song again, reinsert the token.

LYRICS!

Unfold the magazine for the lyrics. Collect multiple L.O.L. Surprise! Remix™ dolls and pets (not included) to put together all the lyrics and piece together the full song. For the lyrics, visit MGAE.COM



COLLECT THEM ALL!

Collect them all to find all the lyrics and put together the complete song.

- L.O.L. Surprise! Remix™ Hair Flip™
- L.O.L. Surprise! Remix™ Pets
- L.O.L. Surprise! O.M.G. Outrageous Millennial Girls Remix™
- L.O.L. Surprise! O.M.G. Outrageous Millennial Girls Remix™ 2020 Collector Edition

IMPORTANT INFORMATION

- This collector edition doll is designed for display purposes. Handle with care during play to prevent damage to the doll and her accessories.
- Illustrations are for reference only. Styles may vary from actual contents.
- To remove the doll from the stand, carefully remove any packaging ties holding her in place.
- Turn the unit off after playing to conserve battery power.
- Function is limited in TRY ME mode. For maximum play, move the switch to the ON position.
- After a few minutes, the lights on the base will turn off. To turn them back on, turn the unit off and then back on again.

SAFE BATTERY USAGE

- Use alkaline batteries for best performance and longer life.
- Use only the battery type recommended for the unit.
- Batteries should be replaced only by an adult.
- Insert batteries with the correct polarity (+ and -).
- Do not mix old and new batteries.
- Do not mix alkaline, standard (carbon-zinc), or rechargeable batteries.
- Do not short-circuit batteries.
- When not used for an extended time, remove batteries to prevent possible leakage and damage to the unit.
- Do not mix rechargeable and non-rechargeable batteries.
- Rechargeable batteries are to be removed from the toy before charging.
- Rechargeable batteries are to be recharged only under adult supervision.
- Do not recharge non-rechargeable batteries.
- Exhausted batteries are to be removed from the toy.
- Do not dispose of batteries in fire as they may leak or explode.

FCC COMPLIANCE

NOTE: This equipment has been tested and found to comply with the limits for a Class B digital device, pursuant to Part 15 of the FCC Rules. These limits are designed to provide reasonable protection against harmful interference in a residential installation. This equipment generates, uses and can radiate radio frequency energy and, if not installed and used in accordance with the instructions, may cause harmful interference to radio communications. However, there is no guarantee that interference will not occur in a particular installation. If this equipment does cause harmful interference to radio or television reception, which can be determined by turning the equipment off and on, the user is encouraged to try to correct the interference by one or more of the following measures:

- Reorient or relocate the receiving antenna.
- Increase the separation between the equipment and receiver.
- Connect the equipment into an outlet on a circuit different from that to which the receiver is connected.
- Consult the dealer or an experienced radio/TV technician for help.

This device complies with Part 15 of the FCC Rules. Operation is subject to the following two conditions: (1) This device may not cause harmful interference, and (2) this device must accept any interference received, including interference that may cause undesired operation.

Caution: Modifications not authorized by the manufacturer may void users authority to operate this device.

CAN ICES-3 (B)/NMB-3(B).



Let's care for the environment!

The wheeler bin symbol indicates that the product must not be disposed of with other household waste. Please use designated collection points or recycling facilities when disposing of the item. Do not treat old batteries as household waste.

Take them to a designated recycling facility.

Please keep this manual as it contains important information.



0620-0-E/INT
Printed in China

www.LOLsurprise.com
©2020 MGA Entertainment, Inc.
L.O.L. SURPRISE!™ and L.O.L. SURPRISE! O.M.G. OUTRAGEOUS
MILLENNIAL GIRLS REMIX™ are trademarks of MGA in the U.S. and
other countries. All logos, names, characters, likenesses, images,
slogans, and packaging appearance are the property of MGA.

MGA Entertainment, Inc.
9220 Winnetka Ave. Chatsworth, CA 91311 U.S.A.
(800) 222-4685

MGA Entertainment UK Ltd.
50 Presley Way, Crownhill, Milton Keynes,
MK8 0ES, Bucks, UK
+ 0800 521 558

The preferred method of contact for
Customer Service is through our e-mail
contact form at www.mgae.com

MGA Entertainment (Netherlands) B.V.
Baronie 68-70, 2404 XG Alphen a/d Rijn, The Netherlands
Tel: +31 (0) 172 758038
E-mail: klantenservice@mgae.com

Imported by MGA Entertainment Australia Pty Ltd
Suite 2.02, 32 Delhi Road
Macquarie Park NSW 2113
1300 059 676