

# GENERATORS


for Marine Pleasure Craft



**KOHLER**®



**KOHLER**®  
IN POWER. SINCE 1920.



# ALWAYS PRESENT NEVER NOTICED

Drift away for a while, and let the waves guide your journey.  
Rest. Relax. Unwind. We've been expecting you.

This is Kohler—a company of craftsmen guided  
by a singular purpose: your experience.  
Those quiet moments filled with peace and comfort.




## BUILT TO BE FORGOTTEN.

On the surface, this philosophy may seem unexpected. But truth be told it's a mission that makes us who we are.

At Kohler, we believe every generator we make—every weld, wire and circuit—is a testament to our quality. That's why our latest marine gensets are smaller and quieter with less vibration than ever before. Intentionally crafted to escape attention.

They are the most advanced, most reliable machines we've ever made—not that you'd notice.





*Technological revolution  
inspires everything we  
do—from setting new  
sound standards to  
creating the world's most  
intelligent controller.*



*Our latest marine  
generators are smaller and  
quieter with less vibration  
than previous models.  
Intentionally designed  
to go unnoticed.*





## NOW EQUIPPED WITH PEACE AND QUIET.

Our redesigned sound shield—with separate engine and alternator compartments—and improved air management system significantly reduce sound levels. The quiet is all you hear.

# TAKE AWAY VIBRATION. ALL THAT'S LEFT IS COMFORT.

Ask any modern-day mariner, and they'll tell you there is a magic at sea that trumps the lure of a million landlocked destinations. Out here your escape is fully realized, where delight arrives with dawn and neither deadline nor demand can find you.

On a pleasure craft, comfort is king, and vibration an unwelcome guest. That's why we go to great lengths to ensure the only thing you feel from your generator is peace of mind.

*Our proprietary vibration mount cushions the engine as it moves to eliminate vibration. It's what separates our marine generators from all others.*



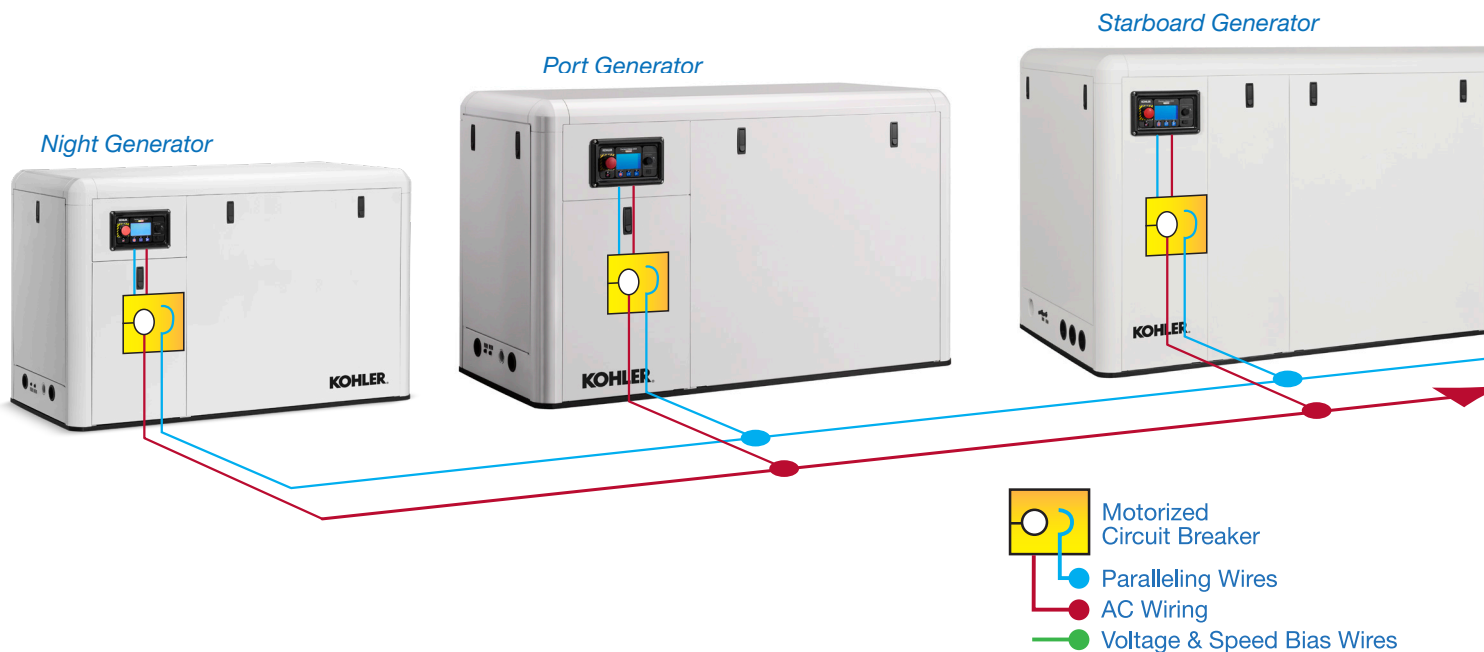




# THE FIRST AND ONLY.

We created the first marine generators with built-in paralleling controllers.\* Why?  
To provide an integrated generator network that gives you power when you need it most.

## KOHLER PARALLELING



## THE WORLD'S MOST INTELLIGENT GENERATOR SYSTEM



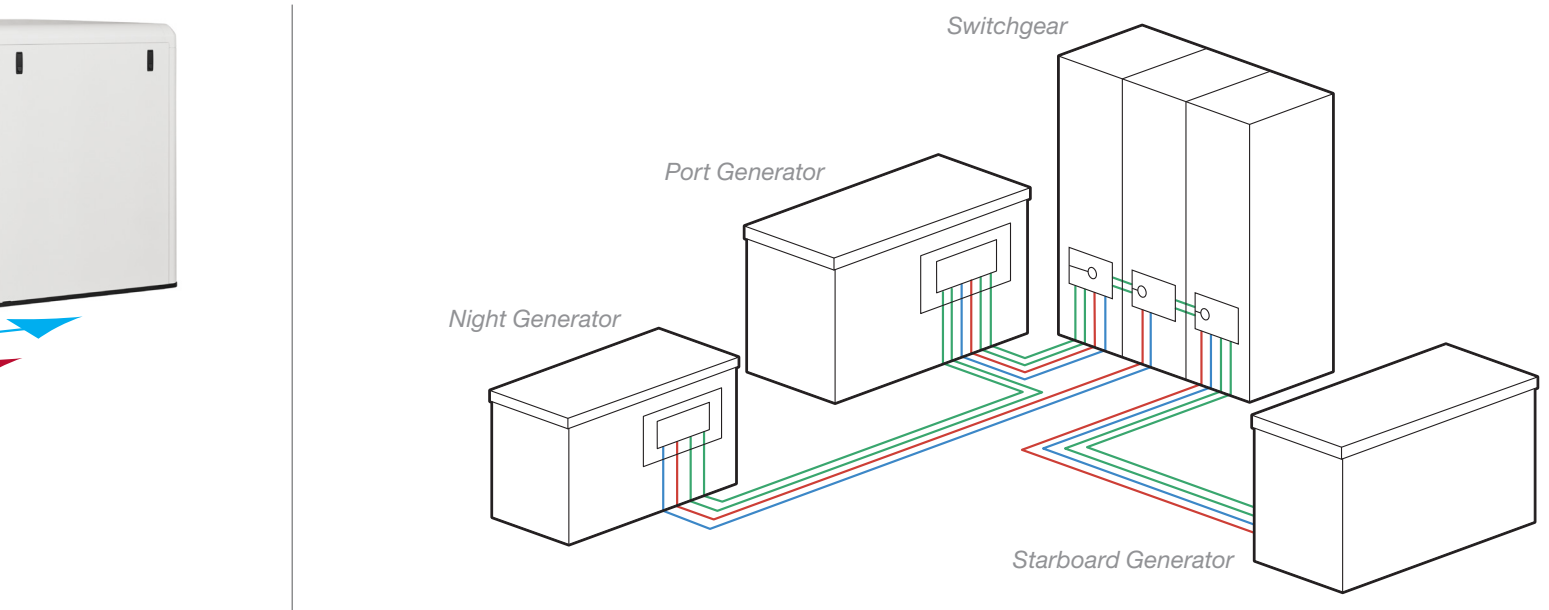
### HUGE SAVINGS

Our revolutionary KOHLER® Decision-Maker® 3500 eliminates the need for oversized switchgear, costly add-ons and complicated installations. Built-in load-management software eliminates overfueling issues and the need for exhaust treatment systems.

### REPOWER-READY

The Decision-Maker 3500 is compatible with existing systems, so repowers are easier than ever. When wired for V-bias/S-bias inputs or droop, it can parallel with existing load-share modules for even more installation options.

## STANDARD PARALLELING



### INSTANT PARALLELING

PGEN connection parallels up to eight KOHLER generators of varying sizes with a single communication wire for maximum power potential. When the first generator's load is light, the second generator automatically drops off. When the load is heavy, the second generator automatically comes online to provide the power needed to carry the load. Gensets can be factory-tested in parallel.

### REMOTE MONITORING

Monitor and control the generator from anywhere on the vessel, even at multiple locations.

### CORROSION PROTECTION

Fully potted circuit boards and sealed connectors protect the controller and alternator from marine environment conditions.

### PROPER ENGINE COMBUSTION

Our electronically controlled high-pressure common rail fuel system provides just the right amount of fuel at just the right time.

### SMALLER SIZE

KOHLER generators are more space-conscious than ever before. By developing our advanced paralleling system, we eliminated the need for bulky, oversized switchgear.

### FEWER FAILURE POINTS

Fewer failure points mean better reliability.

LOOK CLOSELY, AND YOU'LL FIND  
**INNOVATION IN EVERY DETAIL.**



## 1 KOHLER. DECISION-MAKER. 3500 CONTROLLER

- Easy-to-read 4.3-inch LED backlit color graphic LCD display
- Functions include bus sensing, first-on logic and synchronization
- Monitors critical power information—voltage, current, frequency, power
- Monitors critical engine information—oil pressure, coolant temperature, fuel flow, runtime, battery voltage
- Monitors analog inputs, warnings and faults
- Remote-start and remote-stop convenience
- Single- and 3-phase paralleling available
- Seamless transfer to shore power

## 2 QUIETER, WITH LESS VIBRATION\*

- Redesigned sound shield with separate engine and alternator compartments
- Improved air management for lower sound levels\*
- Improved mounts provide less vibration\*
- Sound shield separates “cool air in” from “warm air out” for improved hot/cold air management and overall performance

## 3 SMALLER FOOTPRINT\*

- Overall footprint is 16 in. shorter, for more power density in a smaller package\*
- Easy to install and repower; fits into smaller applications where other generators can't
- Pre-engineered cooling system packages available in heat-exchange, radiator and keel-cooled versions

## 4 SMALLER, MORE ADVANCED ALTERNATOR†

- KOHLER Fast-Response<sup>®</sup> X alternator with 12-lead, multivoltage reconnectable stators and permanent-magnet exciter is standard
- Electronic isochronous governing is standard (frequency regulation: .5%, voltage regulation: +/- .5%‡)
- Premium isolated-ground DC electrical system is standard
- 50 and 60 Hz models available
- Easier maintenance—split activator relocated to front of alternator for easy access

## 5 HIGH-PRESSURE COMMON RAIL FUEL SYSTEM

- Dramatically reduces the effects of poor performance (cylinder wall glazing, engine slobber, etc.)
- Available on Tier 3-compliant models
- Manages electrical operating speed for short dips with fast recovery
- An industry best for optimal performance with large loads
- Meets the highest emissions standards in the world

## 6 SINGLE-SIDE SERVICE PANEL

- Get easy access to every maintenance touchpoint in one convenient location

## 7 GENUINE PARTS

- All KOHLER aftermarket parts are tested to the highest standards and available quickly
- Consumables including oil, filters, batteries, spark plugs and more are designed specifically for KOHLER generators to keep them operating at peak performance

\*Compared to previous KOHLER generator models.

†Compared to previous KOHLER FR2 alternators.

‡Except 40EOZDJ/33EFOZDJ and 40EOZCJ/33EFOZCJ models.

Generator Model	kW*	Hz	Cylinder	RPM	Phase	Voltage	Amps	Length x Width x Height mm (in)		Weight (Wet) kg (lb)
								H – Housed / U – Unhoused		
6EKOD	6	60	3	1800	1	120	50	H – 780 (30.7) x 528 (20.8) x 559 (22)	H – 222 (489)	
						120 / 240	50 / 25			
						115 / 230	43.4 / 21.7			
5EFKOD	5	50	3	1500	1	230	21.7	U – 743 (29.3) x 448 (17.6) x 536 (21.1)	U – 185 (407)	
						240	20.8			
						120	70.8			
9EKOZD	8.5	60	3	1800	1	120 / 240	70.8 / 35.4	H – 865 (34.1) x 528 (20.8) x 559 (22)	H – 249 (548)	
						115 / 230	60.8 / 30.4			
						230	30.4			
7EFKOZD	7	50	3	1500	1	240	29.2	U – 827 (32.6) x 448 (17.6) x 536 (21.1)	U – 211 (465)	
						120	91.7			
						115 / 230	78.3 / 39.1			
11EKOZD	11	60	4	1800	1	230	39.1	H – 960 (37.8) x 528 (20.8) x 559 (22)	H – 279 (616)	
						240	37.5			
						220 / 380	20.9			
9EFKOZD	9	50	4	1500	3	120 / 240	33.1	H – 960 (37.8) x 528 (20.8) x 559 (22)	H – 406 (896)	
						127 / 220	36.1			
						230 / 400	16.2			
14EKOZD	14	60	3	1800	1	120	117	H – 1064 (41.9) x 652.5 (25.7) x 711 (27.9)	H – 395 (870)	
						120 / 240	59			
						230	53			
12EFKOZD	12	50	3	1500	1	240	40	U – 984 (38.8) x 580 (22.8) x 695 (27.4)	U – 376 (830)	
						120 / 208	49			
						120 / 240	43			
14EKOZD	14	60	3	1800	3	120 / 240	59	H – 1064 (41.9) x 652.5 (25.7) x 711 (27.9)	H – 406 (896)	
						127 / 220	46			
						139 / 240	43			
						277 / 480	22			
						110 / 190	46			
12EFKOZD	12	50	3	1500	3	115 / 230	38	U – 984 (38.8) x 580 (22.8) x 695 (27.4)	U – 376 (830)	
						115 / 230	53			
						120 / 208	42			
						230 / 400	22			
						240 / 416	21			
16EKOZD	16	60	3	1800	1	220 / 380	23	H – 1064 (41.9) x 652.5 (25.7) x 711 (27.9)	H – 406 (896)	
						120	134			
						120 / 240	67			
13.5EFKOZD	14	50	3	1500	1	230	59	U – 1003 (39.5) x 580 (22.8) x 695 (27.4)	U – 376 (830)	
						240	40			
						120 / 208	56			
16EKOZD	16	60	3	1800	3	120 / 240	49	H – 1064 (41.9) x 652.5 (25.7) x 711 (27.9)	H – 406 (896)	
						120 / 240	67			
						127 / 220	53			
						139 / 240	49			
						277 / 480	25			
13.5EFKOZD	13.5	50	3	1500	3	110 / 190	52	U – 1003 (39.5) x 580 (22.8) x 695 (27.4)	U – 376 (830)	
						115 / 230	43			
						115 / 230	59			
						120 / 208	47			
						230 / 400	25			
21EKOZD	21 / 21	60	4	1800	1	240 / 416	24	H – 1197 (47.12) x 652.5 (25.69) x 711(27.99)	H – 480 (1059)	
	21 / 21					88				
	18 / 18					79				
18EFKOZD	14.5 / 14.5	50	4	1500	1	220 / 380	26	U – 1121 (44.13) x 577.5 (22.74) x 694(27.31)	U – 440 (970)	
						61				

DIESEL



5kw – 11kw



12kw – 40kw

Generator Model	kW*	Hz	Cylinder	RPM	Phase	Voltage	Amps	Length x Width x Height mm (in)		Weight (Wet) kg (lb)
								H – Housed / U – Unhoused		
21EKOZD	21	60	4	1800	3	120 / 208	73	H – 1197 (47.1) x 652.5 (25.7) x 711 (27.9) U – 1121 (44.1) x 577.5 (22.7) x 694 (27.3)	H – 480 (1059) U – 440 (970)	
						120 / 240	64			
						1	120 / 240			80
					1	127 / 220	69			
						139 / 240	64			
						277 / 480	32			
17EFKOZD	17	50	4	1500	3	110 / 190	65			
						115 / 230	54			
						1	115 / 230			70
					1	120 / 208	58			
						230 / 400	31			
						240 / 416	29			
3	220 / 380	33								
	24EKOZD	24	60	1800	1	120	200	H – 1197 (47.1) x 652.5 (25.7) x 711 (27.9) U – 1138 (44.8) x 577.5 (22.7) x 694 (27.3)	H – 489 (1078) U – 449 (990)	
						120 / 240	100			
230						90				
20.5EFKOZD	21	50	1500	1	240	78				
					120 / 208	84				
					120 / 240	73				
24EKOZD	24	60	4	1800	3	120 / 240	92			
						127 / 220	79			
						139 / 240	73			
					3	277 / 480	37			
						3	110 / 190	78		
							115 / 230	65		
20.5EFKOZD	20.5	50	4	1500	1		115 / 230	85		
						120 / 208	72			
						3	230 / 400	37		
					3	240 / 416	36			
						220 / 380	39			
						32EKOZD	32	60	4	1800
3	120 / 208	111								
120 / 240	96									
1	120 / 240	142								
	127 / 220	105								
	3	139 / 240	96							
28EFKOZD	28	50	4	1500	1	230	122			
						240	96			
						3	110 / 190	106		
					3	110 / 220	92			
						1	115 / 230	117		
						3	120 / 208	97		
40EKOZD	40	60	4	1800	1	230 / 400	51			
						240 / 416	49			
						220 / 380	53			
					3	120 / 240	152			
						3	120 / 208	139		
						120 / 240	120			
35EFKOZD	35	50	4	1500	1	120 / 240	142			
						127 / 220	131			
						3	139 / 240	120		
					3	277 / 480	60			
						1	230	152		
						240	133			
35EFKOZD	32	50	4	1500	3	110 / 190	129			
						110 / 220	112			
						1	115 / 230	130		
					3	120 / 208	121			
						230 / 400	63			
						240 / 416	61			
34	220 / 380	65								

\*kW rating varies by voltage. Consult the generator spec sheet for more detail.

Generator Model	kW*	Hz	Cylinder	RPM	Phase	Voltage	Amps	Length x Width x Height mm (in)	Weight (Wet)
								H – Housed / U – Unhoused / R – Radiator	kg (lb)
33EFOZDJ	33	50	4	1500	3	110 / 190	125	H – 1633 (64.3) x 767 (30.2) x 1015 (39.9) U – 1524 (60) x 722 (28.4) x 960 (37.8) R – 1858 (73.2) x 827 (32.6) x 1265 (49.8)	H – 1025 (2260) U – 935 (2060) R – 957 (2110)*
						110 / 220	108		
						115 / 230	143		
						220 / 380	63		
40EFOZDJ	40	50	4	1500	3	230 / 400	60	H – 1633 (64.3) x 767 (30.2) x 1015 (39.9) U – 1549 (60.9) x 738 (29) x 961 (37.8) R – 1884 (74.2) x 827 (32.5) x 1265 (49.8)	H – 1080 (2380) U – 971 (2140) R – 993 (2190)*
						240 / 416	57		
						110 / 190	152		
						110 / 220	131		
50EFOZDJ	50	50	4	1500	1	115 / 230	174	H – 1690 (66.5) x 767 (30.2) x 1015 (39.9) U – 1606 (63.2) x 738 (29) x 961 (37.8) R – 1941 (76.4) x 827 (32.5) x 1265 (49.8)	H – 1114 (2456) U – 1005 (2216) R – 1028 (2266)*
						220 / 380	95		
						230 / 400	90		
						240 / 416	87		
55EOZDJ	55	60	4	1800	3	120 / 208	191	H – 1633 (64.3) x 767 (30.2) x 1015 (39.9) U – 1549 (60.9) x 738 (29) x 961 (37.8) R – 1884 (74.2) x 827 (32.5) x 1265 (49.8)	H – 1090 (2404) U – 982 (2164) R – 1004 (2214)*
						120 / 240	165		
						127 / 220	180		
						139 / 240	165		
45EFOZDJ	45	50	4	1500	3	277 / 480	83	H – 1690 (66.5) x 767 (30.2) x 1015 (39.9) U – 1606 (63.2) x 738 (29) x 961 (37.8) R – 1941 (76.4) x 827 (32.5) x 1265 (49.8)	H – 1125 (2480) U – 1016 (2240) R – 1039 (2290)*
						110 / 190	171		
						110 / 220	148		
						115 / 230	196		
65EOZDJ	65	60	4	1800	1	220 / 380	86	H – 1690 (66.5) x 767 (30.2) x 1015 (39.9) U – 1606 (63.2) x 738 (29) x 961 (37.8) R – 1941 (76.4) x 827 (32.5) x 1265 (49.8)	H – 1125 (2480) U – 1016 (2240) R – 1039 (2290)*
						230 / 400	79		
						240 / 416	71		
						120 / 208	226		
55EFOZDJ	55	50	4	1500	3	120 / 240	195	H – 1754 (69) x 831 (32.7) x 1032 (40.6) U – 1657 (65.2) x 753 (29.6) x 999 (39.3) R – 1992 (78.4) x 890 (35) x 1277 (50.2)	H – 1270 (2800) U – 1148 (2530) R – 1179 (2600)*
						120 / 240	221		
						127 / 220	213		
						139 / 240	195		
80EOZDJ	80	60	4	1800	3	277 / 480	98	H – 1829 (72) x 831 (32.7) x 1032 (40.6) U – 1732 (68.2) x 753 (29.6) x 999 (39.3) R – 2067 (81.3) x 890 (35) x 1277 (50.2)	H – 1356 (2990) U – 1243 (2740) R – 1275 (2810)*
						110 / 190	209		
						110 / 220	181		
						115 / 230	217		
70EFOZDJ	70	50	4	1500	1	220 / 380	105	H – 2205 (86.8) x 971 (38.2) x 1065 (41.9) U – 2068 (81.4) x 893 (35.2) x 1003 (39.5) R – 2466 (97.1) x 1129 (44.5) x 1275 (50.2)	H – 1683 (3710) U – 1515 (3340) R – 1578 (3478)
						230 / 400	95		
						240 / 416	89		
						120 / 208	278		
99EOZDJ	99	60	4	1800	3	120 / 240	241	H – 2205 (86.8) x 971 (38.2) x 1065 (41.9) U – 2068 (81.4) x 893 (35.2) x 1003 (39.5) R – 2466 (97.1) x 1129 (44.5) x 1275 (50.2)	H – 1683 (3710) U – 1515 (3340) R – 1578 (3478)
						127 / 220	262		
						139 / 240	241		
						277 / 480	120		
80EFOZDJ	80	50	4	1500	1	110 / 190	266	H – 2205 (86.8) x 971 (38.2) x 1065 (41.9) U – 2068 (81.4) x 893 (35.2) x 1003 (39.5) R – 2466 (97.1) x 1129 (44.5) x 1275 (50.2)	H – 1683 (3710) U – 1515 (3340) R – 1578 (3478)
						110 / 220	230		
						220 / 380	133		
						230 / 400	126		
125EOZDJ	125	60	6	1800	3	240 / 416	121	H – 2205 (86.8) x 971 (38.2) x 1065 (41.9) U – 2068 (81.4) x 893 (35.2) x 1003 (39.5) R – 2466 (97.1) x 1129 (44.5) x 1275 (50.2)	H – 1683 (3710) U – 1515 (3340) R – 1578 (3478)
						120 / 208	434		
						120 / 240	376		
						127 / 220	410		
100EFOZDJ	100	50	6	1500	3	139 / 240	376	H – 2205 (86.8) x 971 (38.2) x 1065 (41.9) U – 2068 (81.4) x 893 (35.2) x 1003 (39.5) R – 2466 (97.1) x 1129 (44.5) x 1275 (50.2)	H – 1683 (3710) U – 1515 (3340) R – 1578 (3478)
						277 / 480	188		
						110 / 190	380		
						120 / 208	347		
						110 / 220	328		
						220 / 380	190		
						230 / 400	180		
						240 / 416	173		

DIESEL



12kw – 40kw



45kw – 99kw



	Generator Model	kW*	Hz	Cylinder	RPM	Phase	Voltage	Amps	Length x Width x Height mm (in)	Weight (Wet)
									H – Housed / U – Unhoused / R – Radiator	kg (lb)
DIESEL	150EOZDJ	150	60	6	1800	3	120 / 208	520	H – 2205 (86.8) x 971 (38.2) x 1065 (41.9) U – 2091 (82.3) x 893 (35.2) x 1003 (39.5) R – 2498 (98) x 1129 (44.5) x 1275 (50.2)	H – 1719 (3789) U – 1551 (3419) R – 1613 (3557)
							120 / 240	451		
							127 / 220	492		
							139 / 240	451		
	277 / 480	226								
	110 / 190	474								
	120 / 208	433								
	110 / 220	409								
	220 / 380	237								
	230 / 400	225								
	240 / 416	217								
	120 / 208	694	H – 2661 (104.8) x 1048 (41.3) x 1174 (46.2) U – 2490 (98) x 970 (38.2) x 1086 (42.8)	H – 2147 (4733) U – 2067 (4558)						
	120 / 240	601								
	127 / 220	656								
	139 / 240	601								
	277 / 480	301								
110 / 190	665									
110 / 220	574									
120 / 208	607									
220 / 380	332									
230 / 400	316									
240 / 416	304									
120 / 208	694	6			1800	3	120 / 240	601		
127 / 220	656									
139 / 240	601									
277 / 480	301									
110 / 190	665									
110 / 220	574									
120 / 208	607									
220 / 380	332									
230 / 400	316									
240 / 416	304									
120 / 208	694	6	1500	3	120 / 240	601				
127 / 220	656									
139 / 240	601									
277 / 480	301									
110 / 190	665									
110 / 220	574									
120 / 208	607									
220 / 380	332									
230 / 400	316									
240 / 416	304									

\*kW rating varies by voltage. Consult the generator spec sheet for more detail.



100kw – 125kw



175kw – 200kw

# THE BEST WAY TO PROTECT YOUR POWER. AND PROTECT YOUR TEAM.

KOHLER® genuine parts are easily accessible,  
which can reduce customer downtime, improve your



## PEOPLE

Our experienced Aftermarket Parts and Service team is available to answer your questions. Choosing genuine parts provides you with comprehensive support, training and technical assistance straight from the factory.

- Factory training
- On-site technical support
- One point of contact for all your parts and service needs
- Dedicated aftermarket channel support

## PERFORMANCE

We continuously invest in better processes that make your job easier, and we're here to support you in decisions that affect your business.

- Inventory management
- Warranty management
- Lead-time strategy
- Information technology tools

## PARTS

Designed to perform under the toughest environmental conditions, KOHLER genuine parts are built specifically for your generator—and will be available when you need them. They undergo extensive lab and field testing as part of the overall power system to ensure everything works as expected and KOHLER aftermarket parts and consumables – including filters, oil, spark plus and batteries – keep your generator running at peak performance.

- Global sourcing
- Warehousing capabilities
- Enhanced genuine parts portfolio
- Online parts catalog
- Parts technical publications



# SEA SPARES® KIT.

YOU'VE GOT  
THE POWER.  
HERE'S SOME  
EXTRA PROTECTION.

Inside your durable, water-resistant Sea Spares® case are essential service and maintenance parts for your new KOHLER® marine generator.









# WHY KOHLER®

## PROVEN RELIABILITY

Every KOHLER® marine generator is extensively quality-tested—before model release and before leaving the factory.

The result is proven reliability.

## PREMIUM LIMITED WARRANTY

We cover the first two years, with the option to purchase additional years.

## GLOBAL SUPPORT

With nearly 1000 sales and service locations around the world, we're everywhere you go.

## GENUINE PARTS

Our aftermarket parts and consumables are specifically designed for your KOHLER generator to keep it operating at peak performance.

**KOHLER®**  
IN POWER. SINCE 1920.

**AMERICAS  
CARIBBEAN**  
+1 800 544 2444

**ASIA PACIFIC**  
+65 6660 2681

**CHINA**  
+86 21 26062169  
+86 400 1808 900

**INDIA**  
+91 80 42867000  
Fax +91 80 23615972

**EUROPE  
MIDDLE EAST  
AFRICA**  
+31 168 331630

**NEW ZEALAND  
AUSTRALIA**  
+61 88 29 02100

**KOHLER®**  
IN POWER. SINCE 1920.

**ISO 9001**  
KOHLER  
POWER SYSTEMS  
NATIONALLY REGISTERED

**KOHLERPOWER.COM**