

WIWIURKA

Moon Doll Stroller Tutorial



Greetings from Wiwiurka workshop. Thank you for purchasing a handmade toy.

Please make sure you have the following parts:

Parts



X4



X2



X4



X2



X12



X12

X1






For the assembly you will need:

Electric screwdriver or Phillips screwdriver; some glue.



Before starting:

- Assemble this item on a soft surface such as cardboard or carpet, to protect the pieces.
- Remove all wrapping material before you start to assemble.
- Organize all your pieces in advance. Sorting will make assembly more efficient.
- Do NOT tighten all screws until completely assembled.
- Keep hardware parts out of reach of children.



Instructions:

NOTE: Please make sure to screw your pieces at a low speed to avoid the slats/boards from cracking.

Insert halfway all screws in the pre-drilled holes from both side boards so their tips stick out to facilitate the rods' alignment.

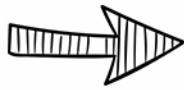



Starting with one side board screw in the short rods.
Do not tighten just yet.


WIWIURKA

Flip your board and place the second side board on top of the rods aligning them with their pre-drilled holes and screw in.

Make sure everything is perfectly aligned and tighten all screws.



Turn the stroller upside down and insert the long rods through the holes on the base.



Apply a drop of glue on each end of this rod for it will provide the wheels a perfect hold.

WIWIURKA

Place the wheels by inserting the rod on its pre-drilled hole and screw in.

Apply just enough downwards pressure to make sure everything is aligned.



7



8

We are almost done.
Apply a small amount of glue on the wooden caps.



9

Insert the wooden caps in the countersink heads and let dry.



10



voilà!

Your Moon Doll Stroller is ready for some fun!

WIWIURKA



Safety & Care instructions:

- Avoid contact with water as this may damage the wood.
- Wipe with a soft dry cloth to protect finish, avoid the use of chemicals or household cleaners.
- Never leave children alone without adult supervision.



Questions and suggestions:

hello@wiwiurka.com