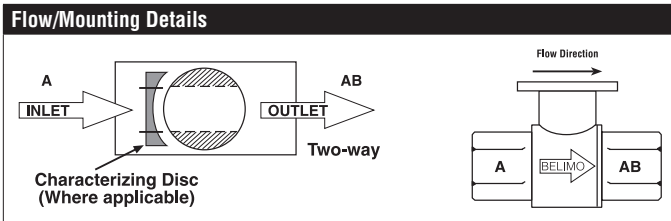


# B217 Technical Data Sheet

## Stainless Steel Ball and Stem



Technical Data	
Fluid	chilled, hot water, up to 60% glycol
Flow characteristic	equal percentage
Controllable flow range	75°
Valve Size [mm]	0.75" [20]
Pipe connection	NPT female ends
Housing	Nickel-plated brass body
Ball	stainless steel
Stem	stainless steel
Stem seal	EPDM (lubricated)
Seat	PTFE
O-ring	EPDM (lubricated)
Characterised disc	TEFZEL®
Body Pressure Rating	600 psi
Close-off pressure Δps	200 psi
Cv	4.7
Weight	0.66 lb [0.30 kg]
Fluid Temp Range (water)	0...250°F [-18...120°C]
Leakage rate	0% for A – AB
Maintenance	maintenance-free



### Application

This valve is typically used in air handling units on heating or cooling coils, and fan coil unit heating or cooling coils. Some other common applications include Unit Ventilators, VAV box re-heat coils and bypass loops. This valve is suitable for use in a hydronic system with variable flow.

### Suitable Actuators

	Non-Spring	Spring
B217	TR, LRB(X), NR	TFRB(X), LF

### Dimensions (Inches [mm])



A	B	C	D	E	F	H1	H2
9.4" [239]	2.7" [69]	5.8" [147]	5.1" [129]	1.3" [33]		1.2" [30]	1" [25]

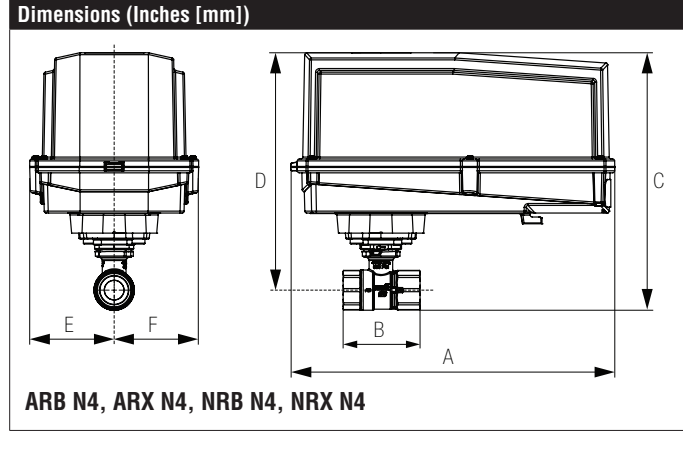
### Safety Notes

**WARNING:** For Belimo products sold in California: these products do or may contain chemicals which are known to the State of California to cause cancer and or birth defects or other reproductive harms. For more information see [www.p65warnings.ca.gov](http://www.p65warnings.ca.gov).

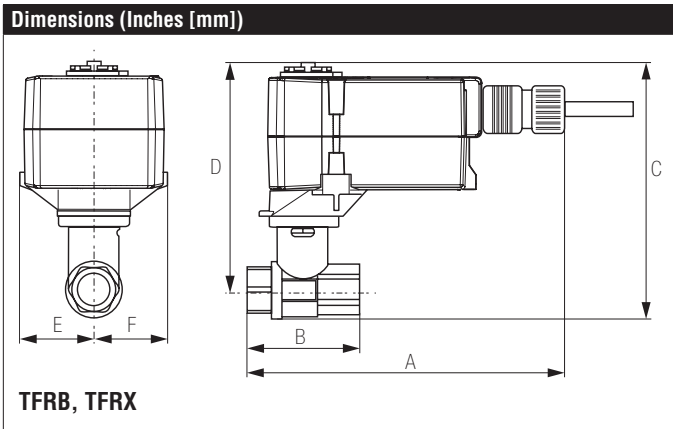
Date created, 09/11/2019 - Subject to change. © Belimo Aircontrols (USA), Inc.



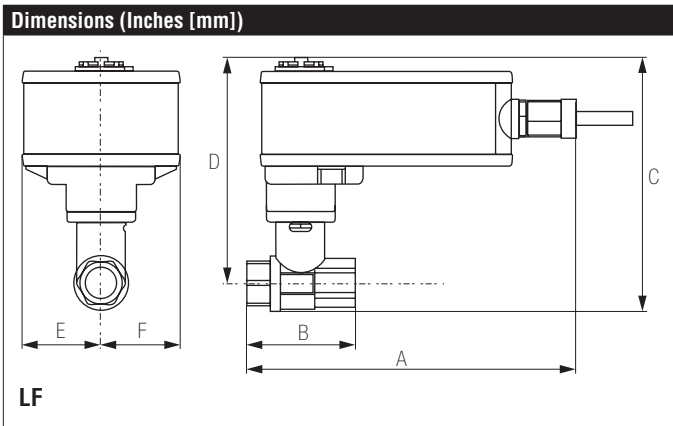
A	B	C	D	E	F
4.0" [102]	2.7" [69]	5.4" [137]	5.1" [129]	1.3" [33]	



A	B	C	D	E	F
11.4" [289]	2.7" [69]	7.8" [199]	7.1" [181]	3.1" [80]	



A	B	C	D	E	F
7.0" [178]	2.7" [69]	5.5" [139]	4.8" [122]	1.5" [39]	



A	B	C	D	E	F
8.6" [218]	2.7" [69]	6.3" [159]	5.6" [142]	1.8" [46]	

# TR24-SR US Technical Data Sheet

Modulating, Non-Spring Return, 24 V, for DC 2...10 V or 4...20 mA



5-year warranty



### Technical Data

Power Supply	24 VAC, ±20%, 50/60 Hz, 24 VDC, ±10%
Power consumption in operation	0.5 W
Transformer sizing	1 VA (class 2 power source)
Electrical Connection	18 GA plenum cable, 3 ft [1 m]
Overload Protection	electronic throughout full rotation
Operating Range	DC 2...10 V, 4...20 mA w/ ZG-R01 (500 Ω, 1/4 W resistor)
Input Impedance	100 kΩ for DC 2...10 V (0.1 mA), 500 Ω for 4...20 mA
Angle of rotation	90°
Direction of rotation motor	reversible with protected switch
Position indication	Mechanically, pluggable
Manual override	push down handle
Running Time (Motor)	90 s
Ambient humidity	max. 95% r.H., non-condensing
Ambient temperature	-22...122°F [-30...50°C]
Storage temperature	-40...176°F [-40...80°C]
Degree of Protection	IP40, NEMA 1
Agency Listing	cULus acc. to UL60730-1A/-2-14, CAN/CSA E60730-1:02, CE acc. to 2004/108/EC and 2006/95/EC
Noise level, motor	35 dB(A)
Maintenance	maintenance-free
Quality Standard	ISO 9001
Weight	0.70 lb [0.32 kg]

Rated impulse voltage 500 V, control pollution degree 2, type of action 1.  
NOTE: Response sensitivity is 75 mV

### Safety Notes

**WARNING:** For Belimo products sold in California: these products do or may contain chemicals which are known to the State of California to cause cancer and or birth defects or other reproductive harms. For more information see [www.p65warnings.ca.gov](http://www.p65warnings.ca.gov).

**Wiring Diagrams**

**✂ INSTALLATION NOTES**

- Provide overload protection and disconnect as required.
- Actuators may also be powered by 24 VDC.
- Only connect common to negative (-) leg of control circuits.
- A 500 Ω resistor (ZG-R01) converts the 4 to 20 mA control signal to 2 to 10 VDC.
- Actuators may be connected in parallel if not mechanically linked. Power consumption and input impedance must be observed.
- Meets cULus requirements without the need of an electrical ground connection.

**WARNING! LIVE ELECTRICAL COMPONENTS!**  
 During installation, testing, servicing and troubleshooting of this product, it may be necessary to work with live electrical components. Have a qualified licensed electrician or other individual who has been properly trained in handling live electrical components perform these tasks. Failure to follow all electrical safety precautions when exposed to live electrical components could result in death or serious injury.

