



Fold here



0% Financing Available

2020 | casafurnitureusa.com
All rights reserved | 407.567.0020



Scan me with
your camera



VANE
TV UNIT

DESCRIPTION

Make the most of your contemporary entertainment space with the Vane TV Unit featuring a dark veneer wood frame, glossy white lacquer accents, and over six compartments for ample storage. Entertainment and modern design lovers alike will love this gorgeous and functional TV Unit.

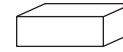
- Ultra-modern design with high quality veneer wood and gloss white lacquer composition.
- Ample storage space for belongings and devices.
- Neutral tones allow it to fit in any modern home.

MATERIAL

Composite Wood, Natural Wood Veneer, tempered glass

DIMENSIONS

Total Weight: 247lb | 188lb



BOX DIMENSIONS

PART 1

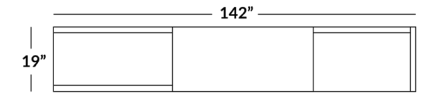
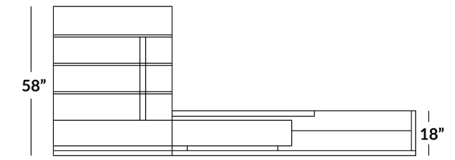
PART 2

Box 1: 51 x 19¼ x 13¼ | 93 lb Box 1: 51 x 59 x 6 | 42 lb

Box 2: 98½ x 22½ x 9¾ | 99 lb Box 2: 51 x 19¼ x 13¼ | 93 lb

Box 3: 19¾ x 22½ x 9¾ | 15 lb Box 3: 51 x 22½ x 7¼ | 32 lb

Box 4: 19¾ x 20½ x 5½ | 40 lb Box 4: 51 x 15¼ x 4¼ | 21 lb



ASSEMBLY


45 MIN




AVAILABLE IN:



Gray Oak|White Lacquer



Walnut|White Lacquer



Espresso|White Lacquer

PRODUCT CARE

Veneer

Use a soft and slightly dampened cloth to clean veneer furniture. Follow with a clean, dry cloth immediately for best results. To repair scratches to veneer, apply a colorless wax. Test wax on a small inconspicuous area first before applying to the rest of the wood. Important things to remember:

- Do not use chemical bleaches.
- Do not use glass cleaner.
- Keep veneer away from pets as their bodily fluids may cause damage, or they may scratch finish.
- Avoid contact with acidic liquids (e.g. sodas, vinegar, acidic cleaners) to prevent damage.

Lacquer

Use a dry, soft cloth to dust lacquer furniture. For heavily soiled furniture, use a mild mixture of soap and water—only do this sparingly. Too much soap or using soap too frequently will ultimately damage the lacquer finish. Important things to remember:

- Always wipe in the direction of the grain.
- Do not use furniture polish as this may damage lacquered furniture.
- Do not use alcohol products, as this may dissolve the lacquer finish.
- Wipe up any spills immediately. Prolonged exposure to colored liquids can stain furniture.