



Fold here



0% Financing Available

2020 | casafurnitureusa.com
All rights reserved | 407.567.0020

casa
MODERN FURNITURE

Scan me with
your camera



LEXINGTON
TV UNIT

DESCRIPTION

Dress up your entertainment space and turn it into your new favorite room in the house with this elegant Lexington TV unit. This beautifully symmetrical piece features plenty of storage space on top for your television and more with four total closed storage drawers and four open shelves in the center for additional room.

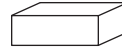
- Modernize your entertainment or living room with this TV unit.
- Eight total compartments for plentiful storage opportunities.
- Available in white, wenge, walnut, and gray oak.

MATERIAL

Composite Wood, Natural Wood Veneer, tempered glass, Stainless Steel legs

DIMENSIONS

Total Weight: 216lb

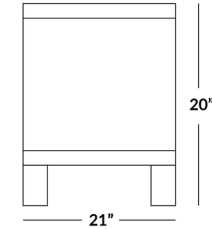
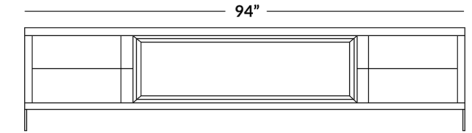


BOX DIMENSIONS


Box 1: 98½ x 25 x 24 | 216 lb

ASSEMBLY

10 MIN




AVAILABLE IN:




Walnut|Stainless Steel



White Lacquer|Stainless Steel



Espresso|Stainless Steel



Gray Oak|Stainless Steel

PRODUCT CARE

Veneer

Use a soft and slightly dampened cloth to clean veneer furniture. Follow with a clean, dry cloth immediately for best results. To repair scratches to veneer, apply a colorless wax. Test wax on a small inconspicuous area first before applying to the rest of the wood. Important things to remember:

- Do not use chemical bleaches.
- Do not use glass cleaner.
- Keep veneer away from pets as their bodily fluids may cause damage, or they may scratch finish.
- Avoid contact with acidic liquids (e.g. sodas, vinegar, acidic cleaners) to prevent

damage.

Lacquer

Use a dry, soft cloth to dust lacquer furniture. For heavily soiled furniture, use a mild mixture of soap and water—only do this sparingly. Too much soap or using soap too frequently will ultimately damage the lacquer finish. Important things to remember:

- Always wipe in the direction of the grain.
- Do not use furniture polish as this may damage lacquered furniture.
- Do not use alcohol products, as this may dissolve the lacquer finish.
- Wipe up any spills immediately. Prolonged exposure to colored liquids can stain