


## DESIGNER



### Giovanni Sforza

At the age of 13, the Stylist Giovanni Sforza began working as a leather cutter, learning the first rudiments of the "art" of creating a sofa set. In 1990, Giovanni started his first business venture. In just a short time, he emerged as a leader in this field, recognized for the quality and efficiency of his production design.



Fold here



0% Financing Available

2020 | [casafurnitureusa.com](http://casafurnitureusa.com)  
All rights reserved | 407.567.0020

**casa**  
MODERN FURNITURE

Scan me with  
your camera



# STEFANO

SOFA

## DESCRIPTION

Complete your transitional living space with a sectional that offers plenty of comfort without sacrificing style with this Stefano Sofa featuring Italian leather upholstery, wide seating and ample cushioning all confidently supported by a polished Stainless-Steel legs.

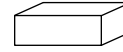
- Clean contemporary design.
- Beautiful neutral hue fits into any decor style.
- Plush and soft upholstery.
- Polished Stainless-Steel legs.

## MATERIAL

Italian Genuine Leather, Foam, Wood, Stainless Steel


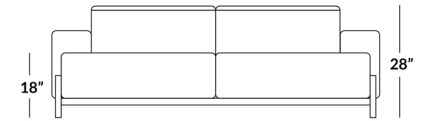
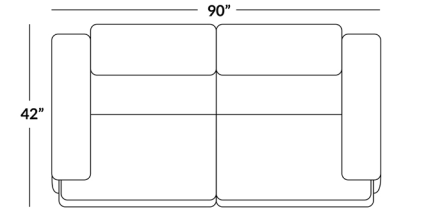
## DIMENSIONS

Total Weight: Coming soon



### BOX DIMENSIONS


Coming soon



### AVAILABLE IN:



Light Gray|Leather



White|Leather

## PRODUCT CARE

### Italian leather

Clean dirt or stains on genuine leather with a clean cloth that has been lightly dampened with leather cleaning solution. Follow with a dry, soft cloth for best results. In order to maintain and upkeep leather make sure every 60 days to apply leather protector. This process helps keep the moisture in the leather.

Important things to remember:

- Leather will crease, wrinkle, and stretch with regular use. This is normal for all leather products.
- Protect your leather by covering your windows with blinds and curtains as sunlight can cause discoloration.

### Stainless steel

To remove surface stains, use stainless steel cleaner or glass cleaner with no ammonia. Wipe the Stainless-Steel surface clean with a cloth dampened with the solution then use a clean cloth to dry the surface completely. Important things to remember:

- Always use a soft, dry cloth to finish and dry stainless steel
- Clean Stainless-Steel at least once every 60 days.
- Keep the bases of chrome polish/finished products away from pets as their bodily fluids may cause damage.