

DESIGNER



Giovanni Sforza

At the age of 13, the Stylist Giovanni Sforza began working as a leather cutter, learning the first rudiments of the "art" of creating a sofa set. In 1990, Giovanni started his first business venture. In just a short time, he emerged as a leader in this field, recognized for the quality and efficiency of his production design.



0% Financing Available

2020 | casafurnitureusa.com
All rights reserved | 407.567.0020

casa
MODERN FURNITURE

Scan me with
your camera



COLYN
SECTIONAL

DESCRIPTION

Enjoy premium craftsmanship and comfort with the Colyn Sectional. This low-lying sectional comes in your choice of a number of colors in micro fabric or 100% genuine Italian leather upholstery. Adjustable backs provide a flexible seating experience. Confidently supporting the seats is a set of polished stainless steel legs.

- Low-lying design saves space.
- Your choice of micro fabric or genuine Italian leather.
- Crafted with premium materials to last generations.

MATERIAL

Leather, Wood, Foam, Metal, Stainless Steel

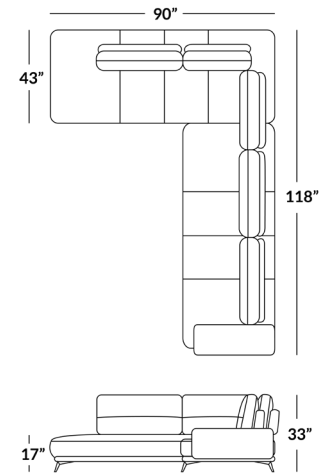
DIMENSIONS

Total Weight: Coming soon



BOX DIMENSIONS


Coming soon



FULLY ASSEMBLED




AVAILABLE IN:



Dark Gray|Leather



Light Gray|Leather



White|Leather

PRODUCT CARE

Italian leather

Clean dirt or stains on genuine leather with a clean cloth that has been lightly dampened with leather cleaning solution. Follow with a dry, soft cloth for best results. In order to maintain and upkeep leather make sure every 60 days to apply leather protector. This process helps keep the moisture in the leather.

- Important things to remember:
- Leather will crease, wrinkle, and stretch with regular use. This is normal for all leather products.
- Protect your leather by covering your windows with blinds and curtains as sunlight can cause discoloration.

Stainless Steel

To remove surface stains, use stainless steel cleaner or glass cleaner with no ammonia. Wipe the stainless-steel surface clean with a cloth dampened with the solution then use a clean cloth to dry the surface completely. Important things to remember:

- Always use a soft, dry cloth to finish and dry stainless steel
- Clean stainless-steel at least once every 60 days.
- Keep the bases of chrome polish/finished products away from pets as their bodily fluids may cause damage