

DESIGNER



Marcelo Ligieri

There is no limit to what inspires me while designing. Modern design is practical and straight-forward yet flexible and organic. As furniture is an extension of oneself, I feel a responsibility to reflect the modern image in all its glory.



Fold here



0% Financing Available

2020 | casafurnitureusa.com
All rights reserved | 407.567.0020



Scan me with
your camera



RINA
DINING CHAIR

DESCRIPTION

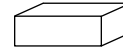
The inviting Rina dining chair features contemporary curves with an elegantly stitched leather frame and sturdy ebony wood legs. While keeping its comfort and sophistication this is the ideal dining room chair for any modern home!

MATERIAL

Brazilian Leather, Wood

DIMENSIONS


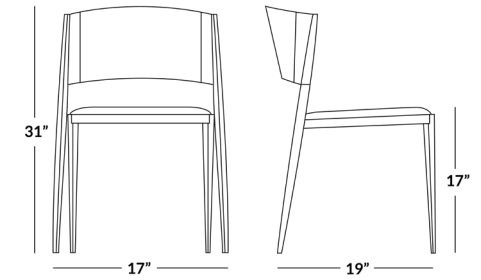
Total Weight: 21lb




BOX DIMENSIONS

33 x 21 x 23 | 21 lb


FULLY ASSEMBLED



AVAILABLE IN:



Light Gray Leather|Ebony



White|Leather

PRODUCT CARE

Brazilian Leather

Clean dirt or stains on genuine leather with a clean cloth that has been lightly dampened with leather cleaning solution. Follow with a dry, soft cloth for best results. In order to maintain and upkeep leather make sure every 60 days to apply leather protector. This process helps keeps the moisture in the leather. Important things to remember:

- Leather will crease, wrinkle, and stretch with regular use. This is normal for all leather products.
- Protect your leather by covering your windows with blinds and curtains as sunlight can cause discoloration.

Wood

Use a soft and slightly dampened cloth to clean Solid Wood furniture. Follow with a clean, dry cloth immediately for best results. To repair scratches to wood, apply a colorless wax. Test wax on a small inconspicuous area first before applying to the rest of the wood. Important things to remember:

- Do not use chemical bleaches.
- Do not use glass cleaner.
- Keep Solid wood away from pets as their bodily fluids may cause damage, or they may scratch finish.
- Avoid contact with acidic liquids (e.g. sodas, vinegar, acidic cleaners) to prevent damage.