



Fold here



0% Financing Available

2020 | casafurnitureusa.com
All rights reserved | 407.567.0020

casa
MODERN FURNITURE

Scan me with
your camera



LISA
OFFICE DESK

DESCRIPTION

Turn your office space into a modern dreamscape with the help of the Lisa Desk. Featuring a solid white top complete with three drawers and a pair of legs on either side supporting it, this minimalistic desk brings plenty of contemporary charm as well as ample storage space for you to comfortably work with.

- Modern writing desk
- Features three small drawers for your convenience
- Available in two finishes

MATERIAL

Veneer Wood, Lacquer Finish, Metal

DIMENSIONS

Total Weight: Coming Soon

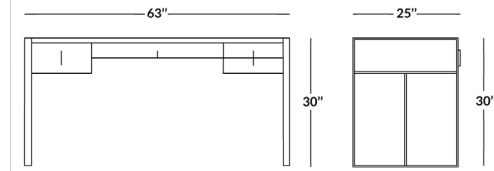
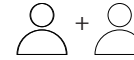


BOX DIMENSIONS

COMING SOON

ASSEMBLY


15 MIN



AVAILABLE IN:



White | Black Metal



Walnut

PRODUCT CARE

Veneer

Use a soft and slightly dampened cloth to clean veneer furniture. Follow with a clean, dry cloth immediately for best results. To repair scratches to veneer, apply a colorless wax. Test wax on a small inconspicuous area first before applying to the rest of the wood.

Important things to remember:

- Do not use chemical bleaches.
- Do not use glass cleaner.
- Keep veneer away from pets as their bodily fluids may cause damage, or they may scratch finish.
- Avoid contact with acidic liquids (e.g. sodas, vinegar, acidic cleaners) to prevent damage.

Veneer

Use a dry, soft cloth to dust lacquer furniture. For heavily soiled furniture, use a mild mixture of soap and water—only do this sparingly. Too much soap or using soap too frequently will ultimately damage the lacquer finish.

Important things to remember:

- Always wipe in the direction of the grain.
- Do not use furniture polish as this may damage lacquered furniture.
- Do not use alcohol products, as this may dissolve the lacquer finish.
- Wipe up any spills immediately. Prolonged exposure to colored liquids can stain furniture.