

# Piper

## Blurred Stripes Picot Cardigan by Chloé Elizabeth Birch

### West Yorkshire Spinners - Elements DK



A - Oyster Pearl (1098)  
7 [7:8:9:9:10:11] x 50g



B - Cool Aloe (1102)  
5 [5:6:6:7:7:8] x 50g

### Measurements

#### To Fit Chest

|    |       |       |       |         |         |         |         |
|----|-------|-------|-------|---------|---------|---------|---------|
| in | 28/30 | 32/34 | 36/38 | 40/42   | 44/46   | 48/50   | 52/54   |
| cm | 71/76 | 81/86 | 91/97 | 102/107 | 112/117 | 122/127 | 132/137 |

#### Actual Size

|    |    |    |     |     |     |     |     |
|----|----|----|-----|-----|-----|-----|-----|
| cm | 88 | 97 | 108 | 119 | 128 | 139 | 148 |
|----|----|----|-----|-----|-----|-----|-----|

#### Full Length (measured from the back of the neck)

|    |    |    |    |    |    |    |    |
|----|----|----|----|----|----|----|----|
| cm | 62 | 64 | 66 | 68 | 70 | 72 | 74 |
|----|----|----|----|----|----|----|----|

#### Sleeve Length

|    |    |    |    |    |    |    |    |
|----|----|----|----|----|----|----|----|
| cm | 43 | 46 | 46 | 46 | 46 | 49 | 49 |
|----|----|----|----|----|----|----|----|



Level: ● ● ● ● ○

### Equipment

One pair 3.25mm (UK10/US3) knitting needles  
One pair 4mm (UK8/US6) knitting needles  
Five stitch holders

### Special Abbreviations

**Hem st:** Knit together 1 stitch from LH needle with corresponding loop of same stitch from cast on edge by picking up the loop onto LH needle and working K2tog. Repeat across all sts.

### Tension

22 sts and 36 rows to 10cm measured over blurred stripe stitch and 22 sts and 28 rows to 10cm measured over stocking stitch using 4mm needles or size needed to achieve stated tension.

It is essential to work to the stated tension to ensure success.

# Caprice

Butterfly Lace Summer Top  
by Chloé Elizabeth Birch

West Yorkshire Spinners - Elements DK



Summer Haze (1107)  
7 [8:9:10:11:12:13] x 50g

## Measurements

### To Fit Chest

|    |       |       |       |         |         |         |         |
|----|-------|-------|-------|---------|---------|---------|---------|
| in | 28/30 | 32/34 | 36/38 | 40/42   | 44/46   | 48/50   | 52/54   |
| cm | 71/76 | 81/86 | 91/97 | 102/107 | 112/117 | 122/127 | 132/137 |

### Actual Size

|    |    |     |     |     |     |     |     |
|----|----|-----|-----|-----|-----|-----|-----|
| cm | 89 | 103 | 110 | 125 | 132 | 147 | 154 |
|----|----|-----|-----|-----|-----|-----|-----|

### Front Length (approximately)

|    |    |    |    |    |    |    |    |
|----|----|----|----|----|----|----|----|
| cm | 60 | 62 | 64 | 65 | 66 | 68 | 69 |
|----|----|----|----|----|----|----|----|

### Back Length (approximately)

|    |    |    |    |    |    |    |    |
|----|----|----|----|----|----|----|----|
| cm | 66 | 68 | 70 | 71 | 72 | 74 | 75 |
|----|----|----|----|----|----|----|----|

Level: ● ● ● ○ ○

## Equipment

- One pair 3.25mm (UK10/US3) knitting needles
- One pair 4mm (UK8/US6) knitting needles
- Stitch holders
- Stitch markers

## Tension

22 sts and 28 rows to 10cm measured over butterfly lace stitch and 30 sts and 28 rows to 10cm measured over twisted rib using 4mm needles or size needed to achieve stated tension.

It is essential to work to the stated tension to ensure success.



# Aida

## Striped Tank Top by Chloé Elizabeth Birch



### West Yorkshire Spinners - Elements DK

#### Two-colour Version



A - Fresh Water (1106)  
5 [6:6:7:7:8:9] x 50g



B - Oyster Pearl (1098)  
1 [1:2:2:2:2:2] x 50g

#### Three-colour Version



A - Cool Aloe (1102)  
4 [4:5:5:6:6:7] x 50g



B - Palm Leaf (1104)  
2 [2:2:2:2:2:3] x 50g



C - Oyster Pearl (1098)  
2 x 50g

### Measurements

#### To Fit Chest

|    |       |       |       |         |         |         |         |
|----|-------|-------|-------|---------|---------|---------|---------|
| in | 28/30 | 32/34 | 36/38 | 40/42   | 44/46   | 48/50   | 52/54   |
| cm | 71/76 | 81/86 | 91/97 | 102/107 | 112/117 | 122/127 | 132/137 |

#### Actual Size

|    |    |    |     |     |     |     |     |
|----|----|----|-----|-----|-----|-----|-----|
| cm | 89 | 98 | 109 | 120 | 129 | 140 | 149 |
|----|----|----|-----|-----|-----|-----|-----|

#### Full Length (measured from the back of the neck)

|    |    |    |    |    |    |    |    |
|----|----|----|----|----|----|----|----|
| cm | 58 | 60 | 62 | 64 | 65 | 66 | 68 |
|----|----|----|----|----|----|----|----|

Level: ● ● ○ ○ ○

### Equipment

One pair 3.25mm (UK10/US3) knitting needles  
One pair 4mm (UK8/US6) knitting needles  
Stitch holders

### Tension

22 sts and 28 rows to 10cm measured over stocking stitch using 4mm needles or size needed to achieve stated tension.

It is essential to work to the stated tension to ensure success.

# Allegra

## Bamboo Stitch Border Lace Jacket by Chloé Elizabeth Birch

West Yorkshire Spinners - Elements DK



Living Coral (1103)  
11 [12:13:14:16:17:19] x 50g

### Measurements

#### To Fit Chest

|    |       |       |       |         |         |         |         |
|----|-------|-------|-------|---------|---------|---------|---------|
| in | 28/30 | 32/34 | 36/38 | 40/42   | 44/46   | 48/50   | 52/54   |
| cm | 71/76 | 81/86 | 91/97 | 102/107 | 112/117 | 122/127 | 132/137 |

#### Actual Size

|    |     |     |     |     |     |     |     |
|----|-----|-----|-----|-----|-----|-----|-----|
| cm | 100 | 111 | 120 | 131 | 142 | 153 | 164 |
|----|-----|-----|-----|-----|-----|-----|-----|

#### Full Length (measured from the back of the neck)

|    |    |    |    |    |    |    |    |
|----|----|----|----|----|----|----|----|
| cm | 56 | 58 | 60 | 61 | 62 | 64 | 65 |
|----|----|----|----|----|----|----|----|

#### Sleeve Length

|    |    |    |    |    |    |    |    |
|----|----|----|----|----|----|----|----|
| cm | 35 | 35 | 36 | 36 | 37 | 37 | 37 |
|----|----|----|----|----|----|----|----|

Level: ● ● ● ○ ○

### Equipment

- One pair 3.25mm (UK10/US3) knitting needles
- One 4mm (UK8/US6) knitting needles
- Stitch holders
- Stitch markers

### Tension

22 sts and 28 rows to 10cm measured over bamboo stitch and mesh lace stitch using 4mm needles or size needed to achieve stated tension.

**It is essential to work to the stated tension to ensure success.**



# Celeste

## Textured Long Cardigan by Sarah Hatton

West Yorkshire Spinners - Elements DK



Cherry Blossom (1105)  
11 [12:14:15:16:18:19] x 50g

### Measurements

#### To Fit Chest

|    |       |       |       |         |         |         |         |
|----|-------|-------|-------|---------|---------|---------|---------|
| in | 28/30 | 32/34 | 36/38 | 40/42   | 44/46   | 48/50   | 52/54   |
| cm | 71/76 | 81/86 | 91/97 | 102/107 | 112/117 | 122/127 | 132/137 |

#### Actual Size

|    |    |     |     |     |     |     |     |
|----|----|-----|-----|-----|-----|-----|-----|
| cm | 90 | 100 | 112 | 121 | 132 | 141 | 152 |
|----|----|-----|-----|-----|-----|-----|-----|

#### Full Length (measured from the back of the neck)

|    |    |    |    |    |    |    |    |
|----|----|----|----|----|----|----|----|
| cm | 73 | 75 | 77 | 79 | 81 | 83 | 85 |
|----|----|----|----|----|----|----|----|

#### Sleeve Length

|    |    |    |    |    |    |    |    |
|----|----|----|----|----|----|----|----|
| cm | 29 | 31 | 31 | 32 | 32 | 33 | 33 |
|----|----|----|----|----|----|----|----|

Level: ● ● ● ○ ○

### Equipment

- One pair 3.25mm (UK10/US3) knitting needles
- One 3.25mm (UK10/US3) circular needle at least 120cm in length
- One pair 4mm (UK8/US6) knitting needles
- Stitch holders

### Tension

- 22 sts and 28 rows to 10cm measured over pattern using 4mm needles or size needed to achieve stated tension.
- It is essential to work to the stated tension to ensure success.



# Cadence


Lace Band Jumper  
by Sarah Hatton


West Yorkshire Spinners - Elements DK

One-colour Version

 Moonlight (1101)  
9 [10:11:12:13:14:15] x 50g

Two-colour Version

 A - Golden Sands (1099)  
5 [6:7:8:8:9:9] x 50g

 B - Oyster Pearl (1098)  
4 [4:5:5:6:6:6] x 50g



## Measurements

To Fit Chest

|    |       |       |       |         |         |         |         |
|----|-------|-------|-------|---------|---------|---------|---------|
| in | 28/30 | 32/34 | 36/38 | 40/42   | 44/46   | 48/50   | 52/54   |
| cm | 71/76 | 81/86 | 91/97 | 102/107 | 112/117 | 122/127 | 132/137 |

Actual Size

|    |    |    |     |     |     |     |     |
|----|----|----|-----|-----|-----|-----|-----|
| cm | 89 | 98 | 108 | 117 | 129 | 138 | 148 |
|----|----|----|-----|-----|-----|-----|-----|

Full Length (measured from the back of the neck)

|    |    |    |    |    |    |    |    |
|----|----|----|----|----|----|----|----|
| cm | 58 | 60 | 62 | 64 | 65 | 66 | 67 |
|----|----|----|----|----|----|----|----|

Sleeve Length

|    |    |    |    |    |    |    |    |
|----|----|----|----|----|----|----|----|
| cm | 43 | 46 | 46 | 47 | 48 | 48 | 48 |
|----|----|----|----|----|----|----|----|



Level: ● ● ● ○ ○

## Equipment

One pair 3.25mm (UK10/US3) knitting needles  
One pair 4mm (UK8/US6) knitting needles  
Stitch holders  
Stitch markers

## Tension

21 sts and 28 rows to 10cm measured over pattern using 4mm needles or size needed to achieve stated tension.

**It is essential to work to the stated tension to ensure success.**

# Melody

Lace Summer Top  
by Sarah Hatton

West Yorkshire Spinners - Elements DK



Seashell (1100)  
5 [5:6:7:7:8:9] x 50g

## Measurements

### To Fit Chest

|    |       |       |       |         |         |         |         |
|----|-------|-------|-------|---------|---------|---------|---------|
| in | 28/30 | 32/34 | 36/38 | 40/42   | 44/46   | 48/50   | 52/54   |
| cm | 71/76 | 81/86 | 91/97 | 102/107 | 112/117 | 122/127 | 132/137 |

### Actual Size

|    |    |    |    |     |     |     |     |
|----|----|----|----|-----|-----|-----|-----|
| cm | 78 | 88 | 99 | 110 | 119 | 130 | 139 |
|----|----|----|----|-----|-----|-----|-----|

### Full Length (measured from the back of the neck)

|    |    |    |    |    |    |    |    |
|----|----|----|----|----|----|----|----|
| cm | 52 | 54 | 56 | 58 | 60 | 62 | 64 |
|----|----|----|----|----|----|----|----|



Level: ● ● ○ ○ ○

## Equipment

One pair 3.25mm (UK10/US3) knitting needles

One pair 4mm (UK8/US6) knitting needles

Stitch holders


## Tension

22 sts and 28 rows to 10cm measured over pattern using 4mm needles or size needed to achieve stated tension.

It is essential to work to the stated tension to ensure success.

# Lyra

## Feather Lace Yoke Jumper by Sarah Hatton



### West Yorkshire Spinners - Elements DK

#### Long Sleeve Version



Oyster Pearl (1098)  
9 [10:11:13:14:15:17] x 50g

#### Short Sleeve Version



Palm Leaf (1104)  
6 [7:8:9:10:11:12] x 50g

### Measurements

#### To Fit Chest

|    |       |       |       |         |         |         |         |
|----|-------|-------|-------|---------|---------|---------|---------|
| in | 28/30 | 32/34 | 36/38 | 40/42   | 44/46   | 48/50   | 52/54   |
| cm | 71/76 | 81/86 | 91/97 | 102/107 | 112/117 | 122/127 | 132/137 |

#### Actual Size

|    |    |    |     |     |     |     |     |
|----|----|----|-----|-----|-----|-----|-----|
| cm | 84 | 94 | 105 | 115 | 125 | 135 | 145 |
|----|----|----|-----|-----|-----|-----|-----|

#### Full Length (approximately)

|    |    |    |    |    |    |    |    |
|----|----|----|----|----|----|----|----|
| cm | 56 | 58 | 60 | 62 | 64 | 66 | 68 |
|----|----|----|----|----|----|----|----|

#### Long Sleeve Length

|    |    |    |    |    |    |    |    |
|----|----|----|----|----|----|----|----|
| cm | 43 | 46 | 46 | 47 | 48 | 48 | 48 |
|----|----|----|----|----|----|----|----|

#### Short Sleeve Length

|    |   |   |   |   |   |   |   |
|----|---|---|---|---|---|---|---|
| cm | 5 | 5 | 5 | 5 | 5 | 5 | 5 |
|----|---|---|---|---|---|---|---|



Level: ●●●●○

### Equipment

One set of 3.25mm (UK10/US3) DPNs or 40cm long circular knitting needles for sleeves

One 3.25mm (UK10/US3) circular knitting needle 60cm long for body

One 3.75mm (UK9/US5) circular knitting needle 60cm and 80cm long for yoke lace pattern

One 4mm (UK8/US6) circular knitting needle 60cm and 80cm long for body and yoke

One set of 4mm (UK8/US6) DPNs or 40cm long circular knitting needles for sleeves  
Stitch holders and stitch markers

### Tension

22 sts and 28 rows to 10cm measured over stocking stitch using 4mm needles or size needed to achieve stated tension.

It is essential to work to the stated tension to ensure success.