






# Aster Daisy T-Shirts








Level: ● ● ○ ○ ○

## West Yorkshire Spinners – Elements DK

### Multi Colour Stripe T-Shirt

-  **A – Sweet Nectar (1143)**  
3 [3:4:4:5:5:6] x 50g
-  **B – Oyster Pearl (1098)**  
1 x 50g
-  **C – Living Coral (1103)**  
3 [3:4:4:5:5:6] x 50g
-  **D – Summer Haze (1107)**  
3 [3:4:4:5:5:6] x 50g
-  **E – Watermelon (1145)**  
3 [3:4:4:5:5:6] x 50g

### Coloured Centre T-Shirt

-  **A – Sweet Nectar (1143)**  
1 x 50g
-  **B – Oyster Pearl (1098)**  
9 [9:10:11:12:13:14] x 50g
-  **C – Cool Aloe (1102)**  
2 x 50g
-  **D – Olive Grove (1142)**  
1 x 50g
-  **E – Palm Leaf (1104)**  
1 x 50g
-  **F – Cherry Blossom (1105)**  
1 x 50g
-  **G – Seashell (1100)**  
1 x 50g

## Measurements

### To Fit Chest

cm	71/76	81/86	91/97	102/107	112/117	122/127	132/137
in	28/30	32/34	36/38	40/42	44/46	48/50	52/54

### Actual Size

cm	98	106	114	122	130	138	146
in	38½	39¾	45	48	51¼	54¼	57½

### Full Length

cm	57	57	61	65	69	73	77
----	----	----	----	----	----	----	----

### Sleeve Length


cm	10	10	11	11	12	12	13
----	----	----	----	----	----	----	----




# Suvi Jacket


Level: ● ● ● ○ ○

## West Yorkshire Spinners – Elements DK

 **A – Oyster Pearl (1098)**  
4 [4:5:5:6:6:6] x 50g

 **C – Watermelon (1145)**  
3 [3:3:4:4:4:5] x 50g

 **B – Living Coral (1103)**  
3 [3:3:4:4:4:5] x 50g

 **D – Fresh Water (1106)**  
3 [3:3:4:4:4:5] x 50g



## Measurements

### To Fit Chest

cm	71/76	81/86	91/97	102/107	112/117	122/127	132/137
in	28/30	32/34	36/38	40/42	44/46	48/50	52/54

### Actual Size

cm	90	102	113	124	136	142	153
in	35½	40	44½	48¾	53½	56	60¼

### Full Length (measured from the back of the neck)

cm	49	49	51	51	53	53	55
----	----	----	----	----	----	----	----

### Sleeve Length

cm	45	45	45	45	45	45	45
----	----	----	----	----	----	----	----

## Equipment

3.5mm (UK9/US4) crochet hook

Tapestry needle

## Tension

Approximately 7 V-sts (21 sts) and 9 rows to 10cm (4in) measured over pattern using 3.5mm hook or size needed to achieve correct tension.

**It is essential to work to the stated tension to ensure success.**

## Special Abbreviations

**V-st. V stitch:** (1tr, 1ch, 1tr) in next ch-sp.

**Standing tr. Standing treble:** Beginning with a slip knot on hook, yrh, hold onto both yarn ends to stop the slip knot spinning around the hook, insert hook in stitch or space, yrh and pull up a loop, (yrh, pull through two loops) twice.

## Chart Notes

The charts showing the V-st pattern and scalloped edging are included on page 91.



# Suvi Top

Level: ●●●○○

## West Yorkshire Spinners – Elements DK



A – Oyster Pearl (1098)  
2 [3:3:3:3:4:] x 50g



C – Watermelon (1145)  
2 [2:3:3:3:4:4] x 50g



B – Living Coral (1103)  
2 [2:3:3:3:4:4] x 50g



D – Fresh Water (1106)  
2 [2:3:3:3:4:4] x 50g



## Measurements

### To Fit Chest

cm	71/76	81/86	91/97	102/107	112/117	122/127	132/137
in	28/30	32/34	36/38	40/42	44/46	48/50	52/54

### Actual Size

cm	80	92	102	113	124	130	142
in	31½	36¼	40	44½	48¾	51¼	56

### Full Length (adjustable measured from shoulder)

cm	48	48	50	50	52	52	54
----	----	----	----	----	----	----	----

## Equipment

3.5mm (UK9/US4) crochet hook

Tapestry needle

## Tension

Approximately 7 V-sts (21 sts) and 9 rows to 10cm (4in) measured over pattern using 3.5mm hook or size needed to achieve correct tension.

**It is essential to work to the stated tension to ensure success.**

## Special Abbreviations

**V-st. V stitch:** (1tr, 1ch, 1tr) in next ch-sp.

**Standing tr. Standing treble:** Beginning with a slip knot on hook, yrh, hold onto both yarn ends to stop the slip knot spinning around the hook, insert hook in stitch or space, yrh and pull up a loop, (yrh, pull through two loops) twice.

## Chart Notes

The charts showing the V-st pattern and scalloped edging are included on page 91.

# Pearl Checked Jumpers

Level: ● ● ● ○ ○

## West Yorkshire Spinners – Elements DK

### All-Over Checked Jumper



A – Oyster Pearl (1098)  
6 [6:7:7:8:8:9] x 50g



B – Pebble Shore (1139)  
6 [6:7:7:8:8:9] x 50g



C – Seashell (1100)  
2 [2:3:3:3:3:3] x 50g

### Front Checked Jumper



A – Oyster Pearl (1098)  
2 [3:3:4:4:5:5] x 50g



B – Ocean Spray (1138)  
10 [11:11:12:12:13:13] x 50g



C – Moonlight (1101)  
5 [5:5:6:6:6:7] x 50g

## Measurements

### To Fit Chest

cm	71/76	81/86	91/97	102/107	112/117	122/127	132/137
in	28/30	32/34	36/38	40/42	44/46	48/50	52/54

### Actual Size

cm	89	98	107	116	124	142	151
in	35	38½	42	45¾	48¾	56	59½

### All-Over Checked Jumper Full Length (measured from the back of the neck)

cm	52	52	55	57	59	62	62
----	----	----	----	----	----	----	----

### Front Checked Jumper Full Length (measured from the back of the neck)

cm	58	58	58	61	61	64	64
----	----	----	----	----	----	----	----

### Sleeve Length

cm	48	48	48	48	48	48	48
----	----	----	----	----	----	----	----



## Equipment

3.5mm (UK9/US4) crochet hook  
Darning needle

## Tension

18 sts and 9 rows to 10cm measured over treble crochet colourwork using 3.5mm hook or size needed to achieve correct tension. It is essential to work to the stated tension to ensure success.


# Aurora Long Cardigan with Hood

Level: ●●●○○

## West Yorkshire Spinners – Elements DK


 **A – Oyster Pearl (1098)**  
17 [18:19:20:21:22:23] x 50g


 **B – Living Coral (1103)**  
2 [2:2:3:3:3:4] x 50g

 **C – Watermelon (1145)**  
2 [2:2:2:3:3:3] x 50g

 **D – Fresh Water (1106)**  
3 [3:3:3:3:4:4] x 50g

 **E – French Lavender (1144)**  
2 [2:2:2:3:3:3] x 50g

 **F – Sweet Nectar (1143)**  
2 [2:2:2:3:3:3] x 50g

 **G – Palm Leaf (1104)**  
2 [2:2:2:3:3:3] x 50g

## Measurements

### To Fit Chest

cm	71/76	81/86	91/97	102/107	112/117	122/127	132/137
in	28/30	32/34	36/38	40/42	44/46	48/50	52/54

### Actual Size

cm	104	114	124	134	144	154	164
in	41	45	48¾	52¾	56¾	60¾	64¾

### Full Length

cm	75	75	75	75	75	75	75
----	----	----	----	----	----	----	----

### Sleeve Length

cm	46	46	46	46	46	46	46
----	----	----	----	----	----	----	----

## Equipment

3.5mm (UK9/US4) crochet hook  
Four stitch markers

## Tension

18 sts and 10.5 rows to 10cm (4in) measured over pattern using 3.5mm hook or size needed to achieve correct tension. **It is essential to work to the stated tension to ensure success.**

## Chart Notes

The charts for the main pattern and pocket are included on page 87.








# Aurora Short Cardigan


Level: ●●●○○

## West Yorkshire Spinners – Elements DK

 **A – Pebble Shore (1139)**  
7 [8:9:10:11:12:13] x 50g

 **B – Living Coral (1103)**  
3 [3:3:4:4:4:5] x 50g

 **C – Watermelon (1145)**  
3 [3:3:4:4:4:5] x 50g

 **D – Sea Salt (1140)**  
3 [3:3:4:4:4:5] 50g

 **E – French Lavender (1144)**  
3 [3:3:4:4:4:5] x 50g

 **F – Sweet Nectar (1143)**  
3 [3:3:4:4:4:5] x 50g

 **G – Palm Leaf (1104)**  
3 [3:3:4:4:4:5] x 50g

## Measurements

### To Fit Chest

cm	71/76	81/86	91/97	102/107	112/117	122/127	132/137
in	28/30	32/34	36/38	40/42	44/46	48/50	52/54

### Actual Size

cm	94	106	120	134	146	160	174
in	37	41¾	47¼	52¾	57½	63	68½

### Full Length

cm	51	51	51	55	55	59	59
----	----	----	----	----	----	----	----

### Sleeve Length

cm	48	48	48	48	48	48	48
----	----	----	----	----	----	----	----



## Equipment

3.5mm (UK9/US4) crochet hook  
Four stitch markers

## Chart Notes

The charts for the main pattern and pocket are included on page 87.


## Tension


18 sts and 10.5 rows to 10cm (4in) measured over pattern using 3.5mm hook or size needed to achieve correct tension. **It is essential to work to the stated tension to ensure success.**


# Mirri Tank Top


Level: ● ● ○ ○ ○


## West Yorkshire Spinners – Elements DK


 A – Fresh Water (1106)  
7 [7:8:9:10:12:13] x 50g

 B – Sea Salt (1140)  
3 [3:3:4:4:4:5] x 50g

 C – Summer Haze (1107)  
1 x 50g

 D – Living Coral (1103)  
1 x 50g

 E – Watermelon (1145)  
1 x 50g

 F – Caribbean Sea (1141)  
1 x 50g

 G – Sweet Nectar (1143)  
1 x 50g

## Measurements

### To Fit Chest

cm	71/76	81/86	91/97	102/107	112/117	122/127	132/137
in	28/30	32/34	36/38	40/42	44/46	48/50	52/54

### Actual Size

cm	85	97	105	118	126	139	151
in	33½	38	41¼	46½	49¾	54¾	59½

### Full Length

cm	50	50	52	54	56	58	60
----	----	----	----	----	----	----	----

## Equipment

3.5mm (UK9/US4) crochet hook

Four stitch markers

Darning needle

## Tension

Large square measures approximately  
30cm x 30cm to end of rnd 14.

19 sts and 9.5 rows to 10cm (4in) measured over  
treble stitch pattern using 3.5mm hook or size  
needed to achieve correct tension. **It is essential  
to work to the stated tension to ensure success.**



# Mirri Dress

Level: ● ● ○ ○ ○

## West Yorkshire Spinners – Elements DK

- |   |   |  |
|---|---|--|
|  <b>A – Fresh Water (1106)</b><br>4 [5:6:7:8:9:10] x 50g |  <b>B – Sea Salt (1140)</b><br>3 [4:4:5:5:6:7] x 50g   |  <b>C – Summer Haze (1107)</b><br>2 [3:3:4:4:5:5] x 50g   |
|  <b>D – Living Coral (1103)</b><br>2 [3:3:4:4:5:5] x 50g |  <b>E – Watermelon (1145)</b><br>2 [3:3:4:4:5:5] x 50g |  <b>F – Caribbean Sea (1141)</b><br>2 [3:3:4:4:5:5] x 50g |
|  <b>G – Sweet Nectar (1143)</b><br>2 [3:3:4:4:5:5] x 50g |   |  |

## Measurements

### To Fit Chest

cm	71/76	81/86	91/97	102/107	112/117	122/127	132/137
in	28/30	32/34	36/38	40/42	44/46	48/50	52/54

### Actual Size

cm	84	92	105	114	122	135	143
in	33	36¼	41¼	45	48	53	56¼

### Skirt Length

cm	38	38	42	42	42	42	46
----	----	----	----	----	----	----	----

### Full Length

cm	82	84	90	92	95	97	101
----	----	----	----	----	----	----	-----

### Sleeve Length

cm	2	2	3	3	3	3	3
----	---	---	---	---	---	---	---



## Equipment

- 3.5mm (UK9/US4) crochet hook
- Four stitch markers
- Darning needle

## Tension

Large square measures approximately 30cm x 30cm to end of rnd 14.

19 sts and 9.5 rows to 10cm (4in) measured over treble stitch pattern using 3.5mm hook or size needed to achieve correct tension. **It is essential to work to the stated tension to ensure success.**



# Leonora Shawl

Level: ● ● ● ○ ○

## West Yorkshire Spinners – Elements DK

- A – Oyster Pearl (1098)  
7 x 50g
- B – Living Coral (1103)  
1 x 50g
- C – Summer Haze (1107)  
1 x 50g
- D – Golden Sands (1099)  
1 x 50g
- E – Seashell (1100)  
1 x 50g
- F – Cool Aloe (1102)  
1 x 50g
- G – Moonlight (1101)  
1 x 50g

## Measurements

Width x Depth (approximately)

cm	120 x 60
in	47¼ x 23¾



## Equipment

3.5mm (UK9/US4) crochet hook  
Tapestry needle  
10cm length piece of card

## Tension

Motif measures 10cm straight edge to straight edge and 11cm corner to corner using 3.5mm hook or size needed to achieve correct tension. Each side edge measures 5cm.

**It is essential to work to the stated tension to ensure success.**

## Special Abbreviations

**2trCl. Two treble cluster:** \*Yrh, insert hook in stitch or space indicate, yrh, draw loop through, yrh, draw through 2 loops; rep from \* once more all in same stitch or space, yrh, draw through all loops on hook.

**Standing dc. Standing double crochet:** Make a slip knot and insert your hook into space, yrh and pull through loop, yrh pull through both loops.

## Chart Notes


The charts for the Motif, and how to join the motifs, are included on pages 92 and 93.

# Leonora Bag

Level: ●●●○○


## West Yorkshire Spinners – Elements DK

 A – French Lavender (1144)  
4 x 50g


 B – Living Coral (1103)  
1 x 50g

 C – Summer Haze (1107)  
1 x 50g

 D – Watermelon (1145)  
1 x 50g

 E – Caribbean Sea (1141)  
1 x 50g

 F – Fresh Water (1106)  
1 x 50g

 G – Cherry Blossom (1105)  
1 x 50g

 H – Moonlight (1101)  
2 x 50g

## Measurements

Length x Width (approximately without handles)

cm	36 x 37
in	14¼ x 14½



## Equipment

3.5mm (UK9/US4) crochet hook

Tapestry needle

## Tension

Motifs measure 10cm straight edge to straight edge and 11cm corner to corner using 3.5mm hook or size needed to achieve correct tension. Each side edge measures 6cm.

**It is essential to work to the stated tension to ensure success.**

## Special Abbreviations

**2trCl. Two treble cluster:** \*Yrh, insert hook in stitch or space indicate, yrh draw loop through, yrh, draw through 2 loops; rep from \* once more all in same stitch or space, yrh draw through all loops on hook.

**Standing dc. Standing double crochet:** Make a slip knot and insert your hook into space, yrh and pull through loop, yrh pull through both loops.

## Chart Notes

The charts and schematics for the Full Motif and Half Motif are included on pages 94 and 95.