

balfour  
jacket • scarf • skirt / swood

Lisa Richardson



**SIZE**

S	M	L	XL	XXL	
To fit bust					
81-86	91-97	102-107	112-117	122-127	cm
32-34	36-38	40-42	44-46	48-50	in

**SCARF FINISHED SIZE**

Completed scarf is approx 15 cm (6 in) wide and measures approx 149 cm (58½ in) all round.

**YARN****Felted Tweed****Jacket**

A Treacle 145					
2	2	2	2	3	x 50gm
B Avocado 161					
2	2	2	2	3	x 50gm
C Camel 157					
3	3	3	3	4	x 50gm
D Ginger 154					
2	2	3	3	3	x 50gm
E Pine 158					
2	2	2	3	3	x 50gm

**Skirt/snood**

A Clay 177					
1	2	2	2	2	x 50gm
B Barn Red 196					
1	1	2	2	2	x 50gm
C Seafarer 170					
2	2	2	2	3	x 50gm
D Alabaster 197					
2	2	2	2	2	x 50gm
E Maritime 167					
2	2	3	3	3	x 50gm

**Scarf**

A Mineral 181	
1	x 50gm
B Clay 177	
1	x 50gm
C Carbon 159	
1	x 50gm
D Watery 152	
1	x 50gm
E Peony 183	
1	x 50gm

**NEEDLES****Jacket**

1 pair 3¼mm (no 10) (US 3) needles  
 1 pair 3¾mm (no 9) (US 5) needles  
 3¼mm (no 10) (US 3) circular needle at least 100 cm long

**Skirt/Snood**

3¼mm (no 10) (US 3) circular needle no more than 60 [70:  
 80: 90: 110] cm long  
 3¾mm (no 9) (US 5) circular needle no more than 60 [70:  
 80: 90: 110] cm long

**Scarf**

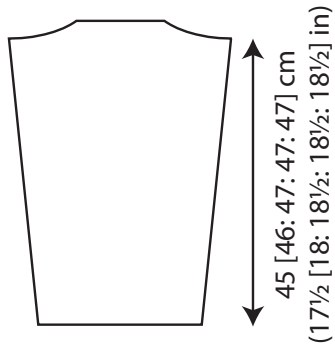
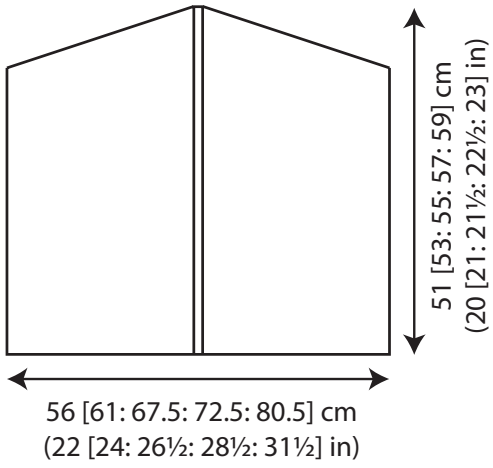
1 pair 3¾mm (no 9) (US 5) needles

**EXTRAS – Skirt/Snood only:** Waist length of 2.5 cm (1 in) wide elastic

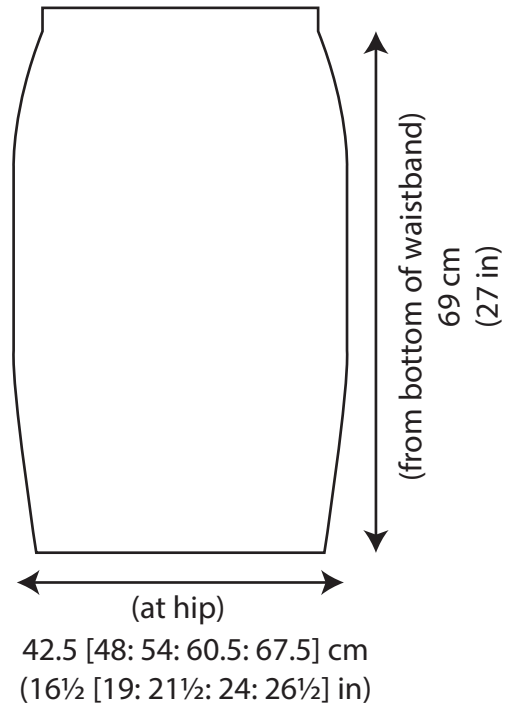
**TENSION**

26 sts and 29 rows to 10 cm measured over patterned st st using 3¾mm (US 5) needles.

Jacket



Skirt/Snood



# barley sweater and hat

Lisa Richardson



## SIZE

S	M	L	XL	XXL	
To fit bust					
81-86	91-97	102-107	112-117	122-127	cm
32-34	36-38	40-42	44-46	48-50	in

## YARN

### Felted Tweed

#### Sweater

7	8	8	9	10	x 50gm
---	---	---	---	----	--------

(photographed in Alabaster 197)

#### Hat

A Tawny 186	
2	x 50gm
B Delft 194	
1	x 50gm

## NEEDLES

1 pair 3¾mm (no 10) (US 3) needles


1 pair 3¾mm (no 9) (US 5) needles

Cable needle

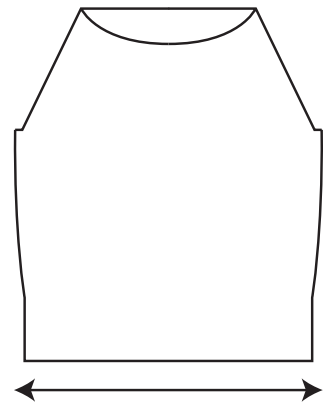
## TENSION

26 sts and 33 rows to 10 cm measured over patt using 3¾mm (US 5) needles.

16 [17: 18: 19: 20] cm  
(6½ [6½: 7: 7½: 8] in)



45 [46: 47: 47: 47] cm  
(17½ [18: 18½: 18½: 18½] in)



44 [49: 55.5: 61: 67.5] cm  
(17½ [19½: 22: 24: 26½] in)

(full length including top of raglan sleeve)  
53 [54: 55: 56: 57] cm  
(21 [21½: 21½: 22: 22½] in)

# braveheart shawl

Lisa Richardson



## YARN

### Felted Tweed

A Delft 194

4 x50gm

B Barn Red 196

1 x50gm

C Cumin 193

1 x50gm

D Boulder 195

1 x50gm

E Clay 177

1 x50gm

## NEEDLES

3¼mm (no 10) (US 3) circular needle at least 120 cm long

3¾mm (no 9) (US 5) circular needle at least 120 cm long

## TENSION

26 sts and 27 rows to 10 cm measured over patterned st st using 3¾mm (US 5) needles.

## FINISHED SIZE

Completed shawl meas approx 151 cm (59½ in) at upper edge and is approx 73 cm (28½ in) deep.



# river wrap

Lisa Richardson

## FINISHED SIZE

Completed wrap is 50 cm (19½ in) wide and 200 cm (78½ in) long.



## YARN

### Felted Tweed

A Boulder 195

7 x50gm

B Delft 194

1 x50gm

C Carbon 159

1 x50gm

D Clay 177

1 x50gm

E Cumin 193

1 x50gm

F Ginger 154

1 x50gm

## NEEDLES

1 pair 3¾mm (no 9) (US 5) needles

## TENSION

24 sts and 32 rows to 10 cm measured over st st using 3¾mm (US 5) needles.



