

# Sweater and Trousers ★☆☆ / ★☆☆

## MEASUREMENTS

Age	3 – 6 Months	9 – 12 Months	18 – 24 Months
<b>Sweater</b>			
To Fit Chest	47/49 cm 18½/19¼ in	51/53 cm 20/21 in	55/56 cm 21¼/22 in
Actual Measurement	52 cm 20½ in	60 cm 23¾ in	68 cm 26¾ in
Full Length	28 cm 11 in	33 cm 13 in	38 cm 15 in
Sleeve Length	17 cm 6½ in	21 cm 8¼ in	24 cm 9½ in

**Trousers** To fit an average size baby for the age indicated.

## MATERIALS

### Sweater

Rico Baby Cotton Soft dk shade 044 (sand)	3	3	4	50g balls
shade 042 (orchid)	1	1	1	
alternative: shade 045 (cinnamon)	3	3	4	
shade 033 (sky blue)	1	1	1	

### Trousers

Rico Baby Cotton Soft dk shade 044 (sand)	3	3	4	50g balls
shade 042 (orchid)	1	1	1	
alternative: shade 045 (cinnamon)	3	3	4	
shade 033 (sky blue)	1	1	1	

## Level of difficulty

★☆☆ = easy  
★★☆ = intermediate  
★★★ = advanced



= suitable for beginners

## TENSION

22 sts and 28 rows over stocking stitch on 3.5 mm needles to 10 cm, 4 in or the size required to give correct tension – if fewer stitches use a thinner needle, if more use a thicker needle

## NEEDLES

1 pair of 3.5 mm (USA 4) Knitting Needles.  
1 pair of 3 mm (UK 11 – USA 2) Knitting Needles.  
1 3.00 mm (UK 11 – C 2/D 3) crochet hook, for Trousers.  
Stitch holders, for Sweater.  
6 Rico Design buttons Art. 500060.506, for Sweater.  
Narrow elastic for waistband of trousers approximately 50[55:60] cm, (19¼[21¼:23¼] in), in length.



# CARDIGAN, HAT AND BLANKET ★☆☆

## MEASUREMENTS

Age	Small newborn	3 – 6 months	9 – 12 months
<b>Cardigan</b>	Small newborn	47/49 cm	51/53 cm
To Fit Chest	18½/19¼ in	20/21 in	
Actual Measurement (at underarm)	45 cm 17¾ in	52 cm 20½ in	58 cm 22¾ in
Full Length	26 cm 10¼ in	30 cm 11¾ in	34 cm 13½ in
Sleeve Length	12.5 cm 5 in	16.5 cm 6½ in	20.5 cm 8 in
<b>Hat</b>	0 – 3 months	3 – 6 months	6 – 12 months
Age			12 – 18 months
<b>Blanket</b>		45 x 60 cm	
Width x Length		17¾ x 23¾ in	

## MATERIALS

### Cardigan

Rico Baby Cotton Soft dk  
Any shade 2 3 4 50g balls

### Hat

Rico Baby Cotton Soft dk  
Shade 061 (dark pink) 1 1 1 1 50g ball

### Blanket

Rico Baby Cotton Soft dk  
A: Shade 063 (dark blue) 2 50g ball  
B: Shade 058 (ecru) 1  
Rico Baby Cotton Soft Print dk  
C: Shade 026 (blue-purple) 1  
Rico Baby Cotton Soft dk  
D: Shade 060 (powder) 1  
Rico Baby Cotton Soft Print dk  
E: Shade 025 (orange-pink) 1  
Rico Baby Cotton Soft dk  
F: Shade 062 (light purple) 1  
G: Shade 059 (saffron) 1  
Rico Baby Cotton Soft Print dk  
H: Shade 024 (pink-ecru) 1  
Rico Baby Cotton Soft dk  
I: Shade 061 (dark pink) 1

## Level of difficulty

★☆☆ = easy  
★★☆ = intermediate  
★★★ = advanced



= suitable for beginners

## TENSION

22 sts and 28 rows to 10 cm, 4 in, over stocking stitch on 4 mm needles or the size required to give the correct tension.

Check your tension – if less stitches use thinner needles, if more use thicker needles.

## NEEDLES

1 pair 4 mm (UK 8 – USA 6) Rico knitting needles  
1 pair 3.25 mm (UK 10 – USA 3) Rico knitting needles for Cardigan  
4 [5:5] Rico buttons for Cardigan

It is essential to work to the stated tension to ensure the correct size of garment.



# CARDIGAN, TOP AND HEADBAND ★★☆☆

## MEASUREMENTS

<b>Cardigan and Top</b>	Small	3 – 6	9 – 12
Age	Newborn	months	months
To Fit Chest	Small Newborn	47 – 49 cm 18½ – 19¼ in	51 – 53 cm 20 – 21 in
Actual Measurement (at chest)	48 cm 19 in	52 cm 20½ in	56 cm 22 in
Full Length	25 cm 9¾ in	29 cm 11½ in	33 cm 13 in
Sleeve Length (Cardigan)	17 cm 6½ in	19 cm 7½ in	24 cm 9½ in
<b>Headband</b>	3 – 6	9 – 12	18 – 24
To fit an average sized head for age indicated	months	months	months

## MATERIALS

### Cardigan

Rico Baby Cotton Soft dk  
Shade 060 (powder) 3 3 4 50g balls

**Top**  
Rico Baby Cotton Soft Print dk  
Shade 024 (pink-ecru) 2 2 3 50g balls

**Headband**  
Rico Baby Cotton Soft Print dk  
Shade 024 (pink-ecru) or  
Rico Baby Cotton Soft dk 50g balls  
Shade 060 (powder) 1 1 1

**It is essential to work to the stated tension to ensure the correct size of garment.**

## Level of difficulty

★☆☆ = easy  
★★☆ = intermediate  
★★★ = advanced



= suitable for beginners

## TENSION

22 sts and 28 rows to 10 cm, 4 in, over pattern; pattern panel of 24 sts measures 13 cm, 5¼ in on 4 mm needles, or the size required to give the correct tension. Check your tension – if less stitches use thinner needles, if more use thicker needles.

## NEEDLES

### For cardigan and top

1 pair 3.25 mm (UK 10 – USA 3) Rico knitting needles  
1 pair 4 mm (UK 8 – USA 6) Rico knitting needles  
3 buttons for cardigan

1 button for top  
Rico stitch holders

### For top

1 4 mm (UK 8 – USA G/6) Rico crochet hook

### For headband

1 set of 5 4 mm (UK 8 – USA 6) DPNs





890

## SWEATER AND CARDIGAN ★☆☆

### MEASUREMENTS

	3 – 6	6 – 12	12 – 18
	months	months	months
To Fit Chest	47/49 cm 18½/19¼ in	51/53 cm 20/21 in	55/56 cm 21¾/22 in
Actual Measurement (at underarm)	50 cm 19¾ in	56 cm 22 in	62 cm 24½ in
Full Length	26 cm 10¼ in	31 cm 12 in	36 cm 14 in
Sleeve Length	20 cm 8 in	23 cm 9 in	26 cm 10¼ in

### MATERIALS

#### Sweater

Rico Baby Cotton Soft dk Shade 058 (ecru)	3	4	5	50g balls
----------------------------------------------	---	---	---	-----------

#### Cardigan

Rico Baby Cotton Soft dk Shade 062 (light purple)	4	4	5	50g balls
------------------------------------------------------	---	---	---	-----------

### Level of difficulty

- ★☆☆ = easy
- ★★★ = intermediate
- ★★★★ = advanced



- = suitable for beginners

### TENSION

26 sts and 36 rows to 10 cm, 4 in, over pattern on 4 mm needles or the size required to give the correct tension.

Check your tension – if less stitches use thinner needles, if more use thicker needles.

### NEEDLES

- 1 pair 4 mm (UK 8 – USA 6) Rico knitting needles
- 1 pair 3.25 mm (UK 10 – USA 3) Rico knitting needles
- Stitch holders
- 2 Rico buttons for Sweater
- 4 [5:5] Rico buttons for Cardigan

# JUMPER AND JACKET ★★★

## MEASUREMENTS

To fit age	9 – 12 mths	12 – 18 mths	18 – 24 mths
To Fit Chest	46/51 cm 18/20 in	51/56 cm 20/22 in	56/61 cm 22/24 in
Actual measurement at underarm	61 cm 24 in	66 cm 26 in	71 cm 28 in
Full Length (measured from back of neck)	32 cm 12 ½ in	36 cm 14 in	42 cm 16 ½ in
Sleeve Length (including rolled hem)	18 cm 7 in	23 cm 9 in	26 cm 10¼ in

## MATERIALS

### Jumper

Baby Cotton Soft dk				
M: Shade 069 (coconut)	3	3	4	
A: Shade 064 (mustard)	1	1	1	
B: Shade 065 (peach)	1	1	1	
C: Shade 066 (elder)	1	1	1	
D: Shade 067 (raspberry)	1	1	1	
E: Shade 068 (plum)	1	1	1	
F: Shade 070 (blueberry)	1	1	1	50g balls

### Jacket

Baby Cotton Soft Print dk				
M: Shade 029 (teal-lilac)	4	5	5	50g balls
Baby Cotton Soft dk				
A: Shade 065 (peach)	1	1	1	
B: Shade 068 (plum)	1	1	1	50g balls

## Level of difficulty

★☆☆	=	easy
★★☆	=	intermediate
★★★	=	advanced



= suitable for beginners


## TENSION

16 sts and 48 rows to 10 cm, 4 in, over fisherman's rib, on 4 mm needles or the size required to give the correct tension.

Check your tension – if less stitches use thinner needles, if more use thicker needles.

## NEEDLES

1 pair 4 mm (UK 8 – USA 6) knitting needles  
 1 pair 3¼ mm (UK 9 – USA 5) knitting needles  
 1 pair 3 mm (UK 11 – USA 3) knitting needles  
 Stitch holders  
 6[6:7] buttons, 1.1 cm diameter



Jacket  
Sweater

## JACKET + SWEATER ★★☆☆

### MEASUREMENTS

To fit age	0 – 6 mths	6 – 12 mths	12 – 24 mths	2 – 3 yrs
To Fit Chest	41 cm 16 in	46 cm 18 in	51 cm 20 in	56 cm 22 in
Actual measurement at underarm	53 cm 21 in	59 cm 23¼ in	63 cm 24¾ in	69 cm 27¼ in
Full Length	22 cm 8¾ in	26 cm 10¼ in	30 cm 11¾ in	36 cm 14 in
Sleeve Length	13 cm 5¼ in	15 cm 6 in	18 cm 7 in	22 cm 8¾ in

### MATERIALS

#### Sweater

Rico Baby Cotton Soft dk Shade 071 (pastel yellow)	2	3	3	4	50g balls
-------------------------------------------------------	---	---	---	---	-----------

#### Jacket

Rico Baby Cotton Soft dk Shade 072 (rose)	2	3	3	4	50g balls
----------------------------------------------	---	---	---	---	-----------

### Level of difficulty

★☆☆	=	easy
★★☆	=	intermediate
★★★	=	advanced
	=	suitable for beginners

### TENSION

2 patterns 20 sts to 10 cm, 4 in, and 24 rows to 8 cm, 3 in, over pattern on 4 mm needles or the size required to give the correct tension.

Check your tension – if less stitches use thinner needles, if more use thicker needles.

### NEEDLES

1 pair 4 mm (UK 8 – USA 6) Rico knitting needles  
1 pair 3¼ mm (UK 10 – USA 3) Rico knitting needles  
Rico stitch holders for sweater  
1 Rico button, 1,1 cm diameter for sweater  
4[5:5:6] Rico buttons, 1,1 cm diameter for jacket

# SHIRT, HAT ★☆☆

## MEASUREMENTS


To fit age	0 – 6 mths	6 – 12 mths	12 – 24 mths	2 – 3 yrs
<b>Shirt</b>				
To Fit Chest	41 cm 16 in	46 cm 18 in	51 cm 20 in	56 cm 22 in
Actual measurement at underarm	46 cm 18 in	52 cm 20½ in	57 cm 22½ in	63 cm 24¾ in
Full Length	23 cm 9 in	26 cm 10¼ in	30 cm 11¾ in	34 cm 13½ in

**Hat** To fit an average sized babies head for the age indicated

## MATERIALS

<b>Shirt</b>					
Rico Baby Cotton Soft Print dk Shade 030 (rose-olive)					
or Shade 031 (violet-green)	2	2	3	3	50g balls
<b>Hat</b>					
Rico Baby Cotton Soft Print dk Shade 030 (rose-olive)					
or Shade 031 (violet-green)	1	1	2	2	50g balls

## Level of difficulty

★☆☆	=	easy
★★★	=	intermediate
★★★★	=	advanced
	=	suitable for beginners

## TENSION

See tension at beginning of each pattern.

Check your tension – if less stitches use thinner needles, if more use thicker needles.

## NEEDLES

1 pair 4 mm (UK 8 – USA 6) knitting needles for shirt  
 1 pair 3¼ mm (UK 10 – USA 3) knitting needles  
 Rico stitch holders for shirt  
 2 Rico buttons, 1,1 cm diameter for shirt



# ROMPER, HAT, SWEATER ★☆☆, ★☆☆, ★★☆☆

## MEASUREMENTS

<b>Romper</b> To Fit Age	3 – 6 months	6 – 9 months	9 – 12 months	12 – 18 months
Actual Measurement, at underarm	51 cm 20 in	53 cm 21 in	57 cm 22½ in	58 cm 22¾ in
Full Length	51 cm 20 in	58 cm 22¾ in	61 cm 24 in	66 cm 26 in
<b>Hat</b> To Fit Age	3 – 6 months	6 – 12 months	1 – 2 yrs	
Width Around Head	34 cm 13½ in	36 cm 14 in	38 cm 15 in	
<b>Sweater</b> To fit age	0 – 6 mths	6 – 12 mths	12 – 24 mths	2 – 3 yrs
To Fit Chest	41 cm 16 in	46 cm 18 in	51 cm 20 in	56 cm 22 in
Actual measurement at underarm	54 cm 21¼ in	57 cm 22½ in	63 cm 24¾ in	68 cm 26¾ in
Full Length	24 cm 9½ in	28 cm 11 in	32 cm 12½ in	38 cm 15 in
Sleeve Length	13 cm 5¼ in	15 cm 6 in	18 cm 7 in	22 cm 8¾ in

## MATERIALS

<b>Romper</b> Rico Baby Cotton Soft dk Shade 074 (ivy)	3	4	4	5	50g balls
<b>Hat</b> Rico Baby Cotton Soft dk Shade 074 (ivy)	1	1	1	1	50g balls
<b>Sweater</b> Rico Baby Cotton Soft dk Shade 074 (ivy)	2	3	3	4	50g balls

## Level of difficulty

★☆☆	=	easy
★★☆☆	=	intermediate
★★★☆☆	=	advanced



= suitable for beginners

## TENSION

See tension at beginning of each pattern.

Check your tension – if less stitches use thinner needles, if more use thicker needles.

## NEEDLES

1 pair 3¼ mm (UK 10 – USA 3) Rico knitting needles  
1 pair 4 mm (UK 8 – USA 6) Rico knitting needles  
Romper only: 9[9:11:11] Rico buttons  
Rico stitch holders





# CARDIGAN, HEADBAND, SLIPPERS ★☆☆

## MEASUREMENTS

To fit age	0 – 6 mths	6 – 12 mths	12 – 24 mths	2 – 3 yrs
<b>Cardigan</b>				
To Fit Chest	41 cm 16 in	46 cm 18 in	51 cm 20 in	56 cm 22 in
Actual Measurement	54 cm 21¼ in	58 cm 22¾ in	63 cm 24¾ in	68 cm 26¾ in
Full Length	23 cm 9 in	25 cm 9¾ in	30 cm 11¾ in	36 cm 14 in
Sleeve Length	13 cm 5¼ in	15 cm 6 in	18 cm 7 in	22 cm 8¾ in
<b>Headband</b>				
Width Around Head	32 cm 12½ in	34 cm 13½ in	36 cm 14 in	39 cm 15½ in
<b>Slippers</b>				
	0 – 3 months	3 – 9 months	9 – 12 months	

## MATERIALS

<b>Cardigan</b>					
Rico Baby Cotton Soft dk Shade 075 (olive)	3	3	4	5	50g balls
<b>Headband</b>					
Rico Baby Cotton Soft dk Shade 075 (olive)	1	1	1	1	50g balls
<b>Slippers</b>					
Rico Baby Cotton Soft dk Shade 075 (olive)	1	1	1		50g balls

## Level of difficulty

★☆☆ = easy  
★★☆ = intermediate  
★★★ = advanced



= suitable for  
beginners

## TENSION

25 sts and 34 rows to 10 cm, 4 in, over pattern on 4 mm needles or the size required to give the correct tension.

Check your tension – if less stitches use thinner needles, if more use thicker needles.

## NEEDLES

1 pair 3¼ mm (UK 10 – USA 3) Rico knitting needles  
1 pair 4 mm (UK 8 – USA 6) Rico knitting needles  
2 Rico buttons, 1,1 cm diameter for Cardigan



1116



RICO  
BABY

Baby Cotton Soft dk  
for babies and children  
from 0 months to 3 years

Cardigan  
Headband  
Slippers



## JACKET / JUMPER ★☆☆ / ★☆☆


### MEASUREMENTS

<b>Jacket and Jumper</b>	0 – 3 mths	3 – 6 mths	6 – 12 mths	12 – 18 mths	18 – 24 mths
To fit age					
To Fit Chest	41 cm 16 in	43 cm 17 in	46 cm 18 in	51 cm 20 in	55 cm 21¼ in
Actual measurement at underarm	45 cm 17¾ in	47.5 cm 18¾ in	51 cm 20 in	57 cm 22 ½ in	62 cm 24½ in
Full Length (measured from back of neck)	24 cm 9½ in	26 cm 10¼ in	28 cm 11 in	31 cm 12¼ in	34 cm 13¼ in
Sleeve Length	13 cm 5 in	15 cm 6 in	17 cm 6¾ in	20 cm 8 in	23 cm 9 in

### MATERIALS

<b>Jacket</b>						
Rico Baby Dream dk Shade 024 (autumn)	3	3	4	4	5	50g balls
<b>Jumper</b>						
Rico Baby Dream dk Shade 028 (pebbles)	3	3	3	4	4	50g balls

### Level of difficulty

★☆☆	=	easy
★★☆	=	intermediate
★★★	=	advanced
	=	suitable for beginners

### TENSION

22 stitches and 46 rows to 10 cm (4 in) over garter stitch, on 3¾mm needles or the size required to give the correct tension.

Check your tension – if less stitches use thinner needles, if more use thicker needles.

### NEEDLES

1 pair 3¾mm (UK 9 – USA 5) knitting needles  
 1 pair 3¼mm (UK 10 – USA 3) knitting needles  
 1 circular 3¾mm (UK 9 – USA 5) knitting needle, 40cm long  
 1 set of 5 double pointed 3¼mm (UK 10 – USA 3) knitting needles  
 1 set of 5 double pointed 3¾mm (UK 9 – USA 5) knitting needles  
 Stitch holders  
 6 buttons for Jacket  
 3 buttons for jumper

# JUMPER / JACKET / SHORTS ☆☆☆ / ☆☆☆ / ☆☆☆

## MEASUREMENTS

<b>Jumper and Jacket</b>	0 – 3	3 – 6	6 – 12	12 – 18	18 – 24	
To fit age	mths	mths	mths	mths	mths	
To Fit Chest	41 cm 16 in	43 cm 17 in	46 cm 18 in	51 cm 20 in	55 cm 21¾ in	
Actual measurement at underarm	45 cm 17¾ in	47.5 cm 18¾ in	51 cm 20 in	55 cm 21¾ in	60 cm 23½ in	
Full Length (measured from back of neck)	24 cm 9½ in	26 cm 10¼ in	28 cm 11 in	31 cm 12¼ in	34 cm 13¼ in	
Sleeve Length	13 cm 5 in	15 cm 6 in	17 cm 6¾ in	20 cm 8 in	23 cm 9 in	
<b>Shorts</b>	0 – 3	6-9	12-18	18-24		
To fit age	mths	mths	mths	mths		
To Fit Hips over nappy	41/46 cm 16/18 in	46/51 cm 18/20 in	51/56 cm 20/22 in	56/61 cm 22/24 in		
Actual measurement	51 cm 20 in	56 cm 22 in	58 cm 22¾ in	62 cm 24½ in		
Full Length (measured from top of waist to bottom of leg)	25cm 10 in	28 cm 11 in	32 cm 12½ in	36 cm 14 in		
Inside Leg	5 cm 2 in	6cm 2¼ in	7 cm 2¾ in	9 cm 3½ in		
<b>MATERIALS</b>						
<b>Jacket</b>						
Rico Baby Dream dk Shade 025 (aqua)	2	3	3	3	4	50€
<b>Jumper</b>						
Rico Baby Dream dk Shade 021 (summer)	2	3	3	3	4	50€
<b>Shorts</b>						
Rico Baby Dream dk Uni Shade 010 (mint)	2	2	2	3		50€

## Level of difficulty

☆☆☆	=	easy
☆☆☆	=	intermediate
☆☆☆	=	advanced
	=	suitable for beginners

## TENSION

22 stitches and 28 rows to 10 cm (4 in) over stocking stitch, on 4mm needles or the size required to give the correct tension.

Check your tension – if less stitches use thinner needles, if more use thicker needles.

## NEEDLES

- 1 pair 4mm (UK 8 – USA 6) knitting needles
- 1 pair 3¼mm (UK 10 – USA 3) knitting needles
- 1 circular 4mm (UK 8 – USA 6) knitting needle 40 cm long
- 1 circular 3¼mm (UK 10 – USA 3) knitting needle 40 cm long
- 1 set of 5 double pointed 4mm (UK 8 – USA 6) knitting needles
- 1 set of 5 double pointed 3¼mm (UK 10 – USA 3) knitting needles
- Stitch holders
- 6 buttons for jacket
- 2 buttons for jumper
- Waist length of elastic



1243

RICO  
BABYRico Baby Dream dk  
Rico Baby Dream dk Uni  
for babies and toddlers  
from 0 to 24 monthsJumper  
Jacket  
Bonnet

## JUMPER / JACKET / BONNET

★★☆ / ★★☆☆ / ★★☆☆

## MEASUREMENTS


## Jumper and Jacket

To fit age	0 – 3 mths	3 – 6 mths	6 – 12 mths	12 – 18 mths	18 – 24 mths
To Fit Chest	41 cm 16 in	43 cm 17 in	46 cm 18 in	51 cm 20 in	55 cm 21¾ in
Actual measurement at underarm	45 cm 17¾ in	47.5 cm 18¾ in	51 cm 20 in	55 cm 21¾ in	60 cm 23½ in
Full Length (measured from back of neck)	24 cm 9½ in	26 cm 10¼ in	28 cm 11 in	31 cm 12¼ in	34 cm 13¼ in
Sleeve Length (approximately)	13 cm 5 in	15 cm 6 in	17 cm 6¾ in	20 cm 8 in	23 cm 9 in

## MATERIALS

Jacket						
Rico Baby Dream dk Shade 024 (autumn)	2	3	3	3	4	50g balls
Jumper						
Rico Baby Dream dk Uni Shade 011 (patina)	2	3	3	3	4	50g balls
Bonnet						
Rico Baby Dream dk Uni Shade 011 (patina)	1	1	1	1	1	50g balls

## Level of difficulty

★★☆☆	=	easy
★★★☆☆	=	intermediate
★★★★☆	=	advanced
	=	suitable for beginners

## TENSION

22 stitches and 28 rows to 10 cm (4 in) over stocking stitch, on 4 mm needles or the size required to give the correct tension.

Check your tension – if less stitches use thinner needles, if more use thicker needles.

## NEEDLES

1 pair 4mm (UK 8 – USA 6) knitting needles  
 1 pair 3mm (UK 11 – USA 2-3) knitting needles  
 1 circular 4mm (UK 8 – USA 6) knitting needles  
 1 circular 3mm (UK 11 – USA 2-3) knitting needles,  
 40cm long  
 1 set of 5 double pointed 4mm (UK 8 – USA 6)  
 knitting needles, 40cm long  
 1 set of 5 double pointed 3mm (UK 11 – USA 2-3)  
 knitting needles  
 Stitch holders  
 7 buttons for jacket  
 2 buttons for jumper



1245

RICO  
BABYRico Baby Dream dk  
for babies and toddlers  
from 0 to 12 monthsOverall  
Hat

## OVERALL / HAT ★☆☆ / ★☆☆

### MEASUREMENTS

To fit age	0 – 3 mths	3 – 6 mths	6 – 12 mths
Actual measurement at underarm	46 cm 18 in	50 cm 19¾ in	53 cm 21 in
Full Length (measured from back of neck to cast off edge on legs)	41 cm 16 in	46 cm 18 in	51 cm 20 in
Sleeve Length (approximately)	14 cm 5½ in	16 cm 6¼ in	18 cm 7 in
Inside leg length	12 cm 4¾ in	15 cm 6 in	18 cm 7 in

### MATERIALS

<b>Overall</b> Rico Baby Dream dk Shade 021 (Summer).	3	4	4	50g balls
<b>Hat</b> Rico Baby Dream dk Shade 021 (Summer).	3	3	3	50g balls

### Level of difficulty

★☆☆	=	easy
★★☆	=	intermediate
★★★	=	advanced
	=	suitable for beginners

### TENSION

22 stitches and 28 rows to 10 cm (4 in) over stocking stitch, on 4 mm needles or the size required to give the correct tension.

Check your tension – if less stitches use thinner needles, if more use thicker needles.

### NEEDLES

1 pair 3¾mm (UK 9 – USA 5) knitting needles  
1 pair 4mm (UK 8 – USA 6) knitting needles  
1 set of 5 double pointed 3¾mm (UK 9 – USA 5) knitting needles  
1 set of 5 double pointed 4mm (UK 8 – USA 6) knitting needles  
1 set of 5 double pointed 5mm (UK 6 – USA 8) knitting needles  
Stitch holders  
5 buttons


1248



RICO

RICO  
BABY

Rico Baby Dream dk



Blanket

## BLANKET ★☆☆

### MEASUREMENTS

**Approx size** 80 cm by 80 cm  
31½ in by 31½ in

### MATERIALS

#### Blanket

Rico Baby Dream dk  
Shade 021 (summer)

6

50g balls

### Level of difficulty

★☆☆ = easy  
★★☆ = intermediate  
★★★ = advanced



= suitable for  
beginners

### TENSION

22 stitches and 28 rows to 10 cm (4 in) over pattern on 4 mm needles or the size required to give the correct tension.

Check your tension – if less stitches use thinner needles, if more use thicker needles.

### NEEDLES

1 circular 3¼ mm (UK 9 – USA 5) knitting needle  
1 circular 4 mm (UK 8 – USA 6) knitting needle