

rico baby classic dk

092



ricobaby

knitting idea compact
296

RICO

rico baby classic dk



ricobaby

knitting idea compact
297

RICO

rico baby classic dk



ricobaby

knitting idea compact
298

RICO

rico baby classic dk



ricobaby

Rico Baby Classic dk
For babies and children from 6 months to 4 years

RICO

924



ricobaby

Rico Baby Classic dk
For babies and children from 0 to 5 years

RICO

928




ricobaby

Rico Baby Classic dk
For babies and children
from 0 months to 4 years

RICO

1028



ricobaby

Rico Baby Classic dk
For babies and children
from 6 months to 4 years

RICO

1031



CARDIGAN WITH COLLAR OR HOOD AND HAT IN RICO BABY CLASSIC DK

MEASUREMENTS

To Fit Age (approx.)	0 – 12 months	12 – 24 months	2 – 3 Years	3 – 5 Years
Cardigans	41/46 cm	46/51 cm	51/56 cm	56/61 cm
To Fit Chest	16/18 in	18/20 in	20/22 in	22/24 in
Actual Measurement	52 cm 20½ in	57 cm 22½ in	63 cm 24¾ in	68 cm 26¾ in
Full Length	28 cm 11 in	32 cm 12½ in	38 cm 15 in	42 cm 16½ in
Sleeve Length (Adjustable)	17 cm 6 ½ in	20 cm 8 in	24 cm 9 ½ in	29 cm 11 ½ in
Hat	36 cm	39 cm	41 cm	44 cm
Width around head	14 in	15½ in	16 in	17¼ in

MATERIALS

Cardigan with collar

Rico Baby Classic DK	50g				
Shade Pink 004	balls	2	3	4	4

Hat


Rico Baby Classic DK	50g				
Shade Pink 004	balls	1	1	1	1

Cardigan with hood

Rico Baby Classic DK	50g				
Shade Ice Blue 023	balls	3	3	4	5

It is essential to work to the stated tension to achieve the correct size.

Level of difficulty

☆☆☆	=	easy
★★☆	=	intermediate
★★★	=	advanced
	=	suitable for beginners

NEEDLES

1 pair of 4mm (UK8 – USA6) Rico knitting needles
1 pair of 3¼mm (UK10 – USA3) Rico knitting needles

Cardigans: 5[5:6:6] buttons

TENSION

22 sts and 28 rows to 10cm
(4 in) over st-st on 4mm needles or the size required to give the correct tension.
Check your tension – if less stitches use thinner needles, if more use thicker needles.

rico knitting idea compact



rico baby classic dk

092



COATS AND BERETS ★☆☆

MEASUREMENTS

To Fit Age (approx)	0 – 9 months	9 – 18 months	18 – 24 months	3 – 4 years	5 – 7 years
To Fit Chest	41 – 46cm 16 – 18in	46 – 51cm 18 – 20in	51 – 56cm 20 – 22in	56 – 61cm 22 – 24in	61 – 66cm 24 – 26in
Actual Measurement, at underarm	48cm 19in	54cm 21in	57cm 22½in	63cm 24¾in	68cm 26¾in
Full Length	29cm 11½in	32cm 12½in	39cm 15½in	48cm 19in	53cm 20¾in
Sleeve Length (adjustable)	17cm 6½in	20cm 7¾in	24cm 9½in	29cm 11½in	33cm 13in
Beret Diameter, Laid Flat	17.5cm 6¾in	20cm 7¾in	21cm 8¼in	23.5cm 9¼in	24cm 9½in

MATERIALS

One Colour Coat

Rico baby classic dk shade 040 (Dusky Pink)	3	3	4	6	7	50g balls
---	---	---	---	---	---	-----------

Coat with Contrast Trim

Rico baby classic dk shade M 041 (Mauve)	3	3	4	6	7	50g balls
shade C 038 (Powder)	1	1	1	1	1	50g balls

One Colour Beret

Rico baby classic dk shade 040 (Dusky Pink)	1	1	1	1	1	50g balls
---	---	---	---	---	---	-----------

Beret with Contrast Trim

Rico baby classic dk shade M 038 (Powder)	1	1	1	1	1	50g balls
shade C 041 (Mauve)	1	1	1	1	1	50g balls

It is essential to work to the stated tension to ensure the correct size of garment.

Level of difficulty

☆☆☆	=	easy
★★☆	=	intermediate
★★★	=	advanced



= suitable for beginners

TENSION

22 sts and 32 rows to 10cm, 4in, over irish moss stitch, 22 sts and 28 rows to 10cm, 4in, over stocking stitch, both on 4mm needles or the size required to give the correct tension.

Check your tension – if fewer stitches use thinner needles, if more use thicker needles.

MATERIALS

1 pair 3¼mm (UK 10 – USA 3) Rico knitting needles
1 pair 4mm (UK 8 – USA 6) Rico knitting needles
5 buttons for Coat



CARDIGANS

MEASUREMENTS

To Fit Age (approx)	0 – 9 months	9 – 18 months	18 – 24 months	3 – 4 years
To Fit Chest	41 – 46cm 16 – 18in	46 – 51cm 18 – 20in	51 – 56cm 20 – 22in	56 – 61cm 22 – 24in
Actual Measurement	50cm 19¾in	55cm 21¼in	61cm 24in	65cm 25½in
Full Length	28cm 11in	32cm 12½in	38cm 15in	42cm 16½in
Sleeve Length	16cm 6¼in	19cm 7½in	23cm 9in	28cm 11in

MATERIALS


Round Neck Cardigan

Rico baby classic dk shade 040 (Dusky Pink)	3	4	4	5	50g balls
---	---	---	---	---	-----------

Cardigan with Collar

Rico Rico baby classic dk shade 041 (Mauve)	3	4	5	6	50g balls
---	---	---	---	---	-----------

Level of difficulty

★☆☆	=	easy
★★☆☆	=	intermediate
★★★☆☆	=	advanced
	=	suitable for beginners

TENSION

22 sts and 35 rows to 10cm, 4in, over square pattern and 22 sts and 34 rows over ridge pattern using 4mm needles or the size required to give the correct tension.

Check your tension – if fewer stitches use thinner needles, if more use thicker needles.

MATERIALS

- 1 pair 3¼mm (UK 10 – USA 3) Rico knitting needles
- 1 pair 4mm (UK 8 – USA 6) Rico knitting needles
- 7 Buttons



CARDIGANS

MEASUREMENTS

Ages	0 – 9 months	9 – 18 months	18 – 24 months	3 – 4 years
To Fit Chest	41 – 46cm 16 – 18in	46 – 51cm 18 – 20in	51 – 56cm 20 – 22in	56 – 61cm 22 – 24in
Actual Measurement	50cm 19¾in	55cm 21¾in	60cm 23¾in	70cm 27½in
Full Length	28cm 11in	32cm 12½in	38cm 15in	42cm 16½in
Sleeve Length	17cm 6½in	20cm 8in	24cm 9½in	29cm 11½in

MATERIALS

Cardigan with Collar





Rico baby classic dk					
shade M 043 (Silver Grey)	3	3	4	5	50g balls
shade C 042 (Smokey Blue)	1	1	1	1	50g balls

Cardigan with Stand Up Neck

Rico baby classic dk					
shade 044 (Steel Grey)	3	3	4	5	50g balls

It is essential to work to the stated tension to achieve the correct size of garment.

Level of difficulty

	=	easy
	=	intermediate
	=	advanced
	=	suitable for beginners

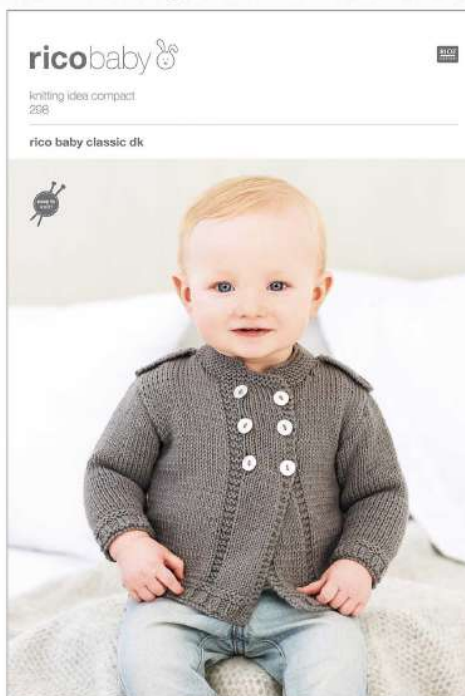
TENSION

22 sts and 28 rows to 10cm, 4in, over stocking stitch on 4mm needles or the size required to give the correct tension.

Check your tension – if fewer stitches use thinner needles, if more use thicker needles.

MATERIALS

- 1 pair 4mm (UK 8 – USA 6) Rico knitting needles
- 1 pair 3¼mm (UK 10 – USA 3) Rico knitting needles
- Stitch holders
- 8 buttons for each garment



BABIES SWEATER AND TOY ★☆☆ / ★★☆☆

MEASUREMENTS


Sweater	6 – 9 months	9 – 12 months	12 – 24 months	3 – 4 years
To fit age	months	months	months	years
To Fit Chest	41/46 cm 16/18 in	46/51 cm 18/20 in	51/56 cm 20/22 in	56/61 cm 22/24 in
Actual measurement at underarm	53 cm 21 in	59 cm 23¼ in	64 cm 25¼ in	70 cm 27½ in
Full Length	28 cm 11 in	32 cm 12½ in	38 cm 15 in	42 cm 16½ in
Sleeve Length	17 cm 6½ in	20 cm 8 in	24 cm 9½ in	29 cm 11½ in
Toy Length (approximately)	42 cm 16½ in			

MATERIALS

Sweater					
Rico Baby Classic dk					
A: shade 068 (anthracite melange)	1	2	2	2	
B: shade 065 (brown melange)	1	1	1	2	
C: shade 064 (light brown melange)	1	2	2	2	
D: shade 063 (ecru melange)	1	1	1	2	50g balls

Toy					
Rico Baby Classic dk					
A: shade 064 (light brown melange)	1				
B: shade 065 (brown melange)	1				50g balls
C: shade 063 (ecru melange)	1				

Level of difficulty

★☆☆	=	easy
★★☆	=	intermediate
★★★	=	advanced
	=	suitable for beginners

TENSION

See tension at beginning of each pattern.

Check your tension – if less stitches use thinner needles, if more use thicker needles.

NEEDLES

Sweater

1 pair 6½ mm (UK 3 – USA 10.5) Rico knitting needles

1 pair 5½ mm (UK 5 – USA 9) Rico knitting needles

Rico stitch holders

1 button

Toy

1 pair 4 mm (UK 8 – USA 6) Rico knitting needles

Rico stitch holders

2 safety eye buttons

Washable stuffing for toy



BABIES DRESS, HEADBAND AND SLIPPERS ★☆☆

MEASUREMENTS

To fit age	0 – 6 months	6 – 12 months	12 – 18 months	2 – 3 years	4 – 5 years
Dress					
To Fit Chest	41 cm 16 in	46 cm 18 in	51 cm 20 in	56 cm 22 in	61 cm 24 in
Actual measurement at underarm	43 cm 17 in	48 cm 19 in	54 cm 21¼ in	57 cm 22½ in	63 cm 24¾ in
Full Length	43 cm 17 in	46 cm 18 in	55 cm 21¾ in	62 cm 24½ in	67 cm 26½ in
Sleeve Length (approximately)	2 cm ¾ in	2 cm ¾ in	2.5 cm 1 in	3.5 cm 1½ in	3.5 cm 1½ in
Headband					
Length	54 cm 21¼ in	56 cm 22 in	58 cm 22¾ in	61 cm 24 in	62 cm 24½ in
Slippers	To fit an sized foot for age indicated				

MATERIALS

Dress

Rico Baby Classic dk Shade 064 (light brown melange)	3	4	5	5	6	50g balls
---	---	---	---	---	---	-----------

Headband

Rico Baby Classic dk Shade 058 (lotus)	1	1	1	1	1	50g balls
---	---	---	---	---	---	-----------

Slippers

Rico Baby Classic dk A: Shade 064 (light brown melange)	1	1	1	1	1	50g balls
--	---	---	---	---	---	-----------

Oddments of

B: Shade 058 (lotus)

C: Shade 040 (dusky pink)

for pompoms

Level of difficulty

★☆☆	=	easy
★★☆	=	intermediate
★★★	=	advanced



= suitable for beginners

TENSION

22 sts and 28 rows to 10 cm, 4 in, over stocking stitch, on 4 mm needles or the size required to give the correct tension.

Check your tension – if less stitches use thinner needles, if more use thicker needles.

NEEDLES

1 pair 4 mm (UK 8 – USA 6) Rico knitting needles
1 pair 3¼ mm (UK 10 – USA 3) Rico knitting needles
Rico stitch holders
7 buttons for dress
Rico Pompon maker

It is essential to work to the stated tension to ensure the correct size of garment.



JUMPER AND TROUSERS ★☆☆

MEASUREMENTS

Jumper	0 – 3	3 – 6	6 – 12	1 – 2	3 – 4
To fit age	mths	mths	mths	yrs	yrs
To fit chest	41/45 cm 16/17¼ in	45/49 cm 17¾/19¼ in	49/53 cm 19¼/21 in	53/57 cm 21/22½ in	57/61 cm 22½/24 in
Actual measurement at underarm	50 cm 19¾ in	54 cm 21¼ in	59 cm 23¼ in	64 cm 25¼ in	70 cm 27½ in
Full Length (measured from shoulder)	28.5 cm 11¼ in	31 cm 12¼ in	33 cm 13½ in	36.5 cm 14½ in	40 cm 15¾ in
Sleeve Length (including cuff)	15 cm 6 in	18 cm 7 in	22 cm 8¾ in	27 cm 10½ in	33 cm 13 in
Trousers	0 – 3	3 – 6	6 – 12	1 – 2	3 – 4
To fit age	mths	mths	mths	yrs	yrs
To fit hips	41/45 cm 16/17¼ in	45/49 cm 17¾/19¼ in	49/53 cm 19¼/21 in	53/57 cm 21/22½ in	57/61 cm 22½/24 in
Actual measurement at hips	49 cm 19¼ in	52 cm 20½ in	58 cm 22¾ in	61 cm 24 in	64 cm 25¼ in
Length (with hem turned up)	30 cm 11¾ in	38 cm 15 in	47 cm 18½ in	52 cm 20½ in	58 cm 22¾ in
Inside leg seam (with hem turned back)	9 cm 3½ in	15 cm 6 in	22 cm 8¾ in	25 cm 9¾ in	29 cm 11½ in

MATERIALS

Jumper						
Rico Baby Classic dk Shade 074 (Aqua)	2	3	3	4	4	50g balls
Trousers						
Rico Classic Baby dk Shade 074 (Aqua)	2	2	3	3	4	50g balls

Level of difficulty

★☆☆	=	easy
★★☆☆	=	intermediate
★★★☆☆	=	advanced



= suitable for beginners


TENSION

26 stitches and 30 rows to 10 cm, 4 in, over pattern, on 4 mm needles or the size required to give the correct tension.

Check your tension – if less stitches use thinner needles, if more use thicker needles.

NEEDLES

1 pair 4 mm (UK 8 – USA 6) Rico knitting needles
1 pair 3¼ mm (UK 10 – USA 3) Rico knitting needles
Rico stitch holders
3 Rico buttons, 1.5 cm diameter
Waist length of 2.5 cm wide elastic.



CARDIGAN, JUMPER AND HEADBAND ★★☆☆ / ★★☆☆ / ★★☆☆

MEASUREMENTS

Cardigan and Jumper	6 – 12	12 – 24	2 – 3	3 – 4
To fit age	mths	mths	yrs	yrs
To Fit Chest	48 cm 19 in	51 cm 20 in	54 cm 21¼ in	58 cm 23 in
Actual measurement at underarm	58 cm 23 in	60 cm 23½ in	65 cm 25½ in	69 cm 27 in
Full Length	29 cm 11½ in	32 cm 12½ in	34 cm 13¼ in	37 cm 14½ in
Sleeve Length	18 cm 7 in	22 cm 8¾ in	25 cm 9¾ in	28 cm 11 in
Headband	38 cm	40 cm	42 cm	44 cm
All round	15 in	15¾ in	16½ in	17¼ in
Width	8 cm 3 in	8 cm 3 in	8 cm 3 in	8 cm 3 in

MATERIALS

Cardigan

Rico Baby Classic dk
Shade 072 (Caramel) 3 3 4 4 50g balls

Jumper

Rico Baby Classic dk
Shade 075 (Alga) 3 3 4 4 50g balls

Headband

Rico Baby Classic dk
Shade 072 (Caramel) 1 1 1 1 50g balls

Level of difficulty

★☆☆ = easy
★★☆☆ = intermediate
★★★ = advanced



= suitable for beginners

TENSION

22 stitches and 28 rows to 10 cm, 4 in, over stocking stitch, on 4 mm needles or the size required to give the correct tension.

Check your tension – if less stitches use thinner needles, if more use thicker needles.

NEEDLES

1 pair 4 mm (UK 8 – USA 6) Rico knitting needles
1 pair 3¾ mm (UK 9 – USA 5) Rico knitting needles
1 pair 3¼ mm (UK 10 – USA 3) Rico knitting needles
Rico stitch holders
Safety pins
4 Rico buttons, 1.5 cm diameter

