

SCHLEY PRODUCTS INC.



TOOLS

SPECIALTY AUTOMOTIVE TOOLS AND EQUIPMENT

THE LEADER IN PROFIT PRODUCING TOOLS



19 TIME WINNER

13 TIME WINNER

SCHLEY PRODUCTS COMPANY HISTORY

The founders of Schley Products, Mark and Paul Schley, grew up in Costa Mesa California during the 1960's car crazy culture of Southern California. During this time, they began to modify and drag race their first and only vehicle, the VW beetle. Over the next 15 years, the modifications continued and the car got faster and faster until they became very competitive in the NHRA gasser classes. Their racing career brought them all over the country from California to Indiana, Florida, New Jersey, and even Montreal Canada. During this time, they won over 100 matches and broke and reset 23 NHRA national records on their way to becoming the first VW Beetle to run a 10 second quarter mile pass at over 123mph, with a normally aspirated motor running pump gas in the 1972 season. During their racing career they made many of their own specialty tools to help them work on the car in a quick and efficient manner, many times in the staging lanes between passes these tools were used. It is with this mind set and the need for specialty tools that they started their own tool company in 1979, to help not only their fellow racers but also professional mechanics all over the world.



SCHLEY PRODUCTS COMPANY HISTORY

Schley Products, Inc. was founded in 1979 with the sole purpose of manufacturing specialty tools for the automotive aftermarket. From the start, the Schley Products Inc. philosophy has been to produce economical tools of the highest quality and standards which, through innovative and sound engineering, make a previously difficult task now easy to accomplish. Before manufacturing a particular tool, extensive research is conducted to ensure a strong demand. Then the prototype of each tool is tested in the field for application, acceptance, performance and durability. Only after passing this program is a tool added to the Schley Products Inc./SP Tool line. Quality is the rule we live by at Schley Products Inc. From every facet of manufacturing to sales and marketing, everyone at Schley Products Inc. stands behind this reputation. With our growth, we have implemented a number of programs. Programs from reimbursing for tool ideas that go to market, to widening our distribution base to serve the technician better. We want to ensure that the professional technician will have the best tools available on a timely basis.

TABLE OF CONTENTS

New Products	4
Bushing Removal and Installation Tools	6-7
Mobile Hydraulic Press	6
Manual Bushing R&R Tool Set	7
Viscous Fan Clutch Wrenches	31-32
Quick Reference Guide	32
Fan Clutch Wrench Sets	31
SP Tool Full Product Line	5-30
SP Tool Universal Tools	33-34
American Autos & Large Trucks	34-36
General Motors	34-35
Chrysler, Dodge, Fiat, Jeep	35
Ford	36
Large Trucks	36
Asian Auto Specialty Hand Tools	37-38
Acura, Honda	37
Lexus, Toyota	37-38
Hyundai, Nissan, Subaru	38
Mazda, Mitsubishi	38
European Auto Specialty Hand Tools	39-41
Audi	39
BMW	39
Mercedes Benz	40
Porsche	40
Volvo	40
VW	41
Motorcycle Tools	41
Update Kits	31
Replacement Parts List	43-44
New Tool Idea Submission Form	45-46
Where To Purchase	44
Index	47

2017 NEW PRODUCTS

13250 FUEL LINE DISCONNECT TOOL SET FOR 3/8" VOSS TYPE CONNECTORS

NEW



SEE PAGE 10

13260 FUEL LINE DISCONNECT TOOL SET FOR CUMMINS ISB AND ISX ENGINES

NEW



SEE PAGE 10

13270 FUEL LINE DISCONNECT TOOL SET FOR 1/2" VOSS TYPE CONNECTORS

NEW



SEE PAGE 10

14150 TOYOTA PARKING BRAKE TOOL

NEW



SEE PAGE 13

14200 PNEUMATIC U-JOINT C-CLIP REMOVER

NEW



SEE PAGE 13

14500 HARLEY DAVIDSON CLUTCH ADJUSTMENT WRENCH

NEW



SEE PAGE 13

15200 DIESEL DEF TUBE RELEASE FORKS

NEW



See Page 14

15300 EGT SENSOR SOCKETS

NEW



See Page 14


15600 BATTERY CABLE CRIMPER

NEW



See Page 14

***10200 TOYOTA "TOP ACCESS" SERPENTINE BELT TENSIONER WRENCH** This unique tool gives access to the tensioner from the top side of the engine. Specially designed 12-point 14mm/19mm sockets. No need to use a vehicle hoist. Saves time as compared to the current method of accessing from the bottom of the engine. *See **15800** page 15



Applications:

- 2002 - present Camry
- 2004 - 2008 Solara
- 2009 - present Matrix
- 2001 - present Highlander
- 2004 - present Rav 4

10800 FAN CLUTCH WRENCH

This 3-pin fan clutch wrench has been developed to work on the viscous fan clutch. With its long reinforced pins it firmly engages the hard to reach holes on the conical shaped water pump pulley. Used with your **88550** or **95210**, removing the fan clutch is made quick and easy.

Applications: 5.7L Hemi 2009 & later



10500 PARKING BRAKE CABLE COUPLER DISCONNECTING / CONNECTING TOOL



Used on light/medium-duty trucks, SUVs & vans with drum or disc brakes, usually rear wheel drive. This set of angled pliers is heat treated and 14" length to safely separate the mid-cable coupler from the cable end.

Applications: CHRYSLER, FORD, GM 1980-present : Light/medium duty trucks, vans & SUVs



DISCONNECTING




CONNECTING

10950 ACURA, HONDA & VOLVO SERPENTINE BELT TENSIONER TOOL Features a specific "clock" angle of the 6-point 19mm end enabling access to the hydraulic dampener. The thin 12-point 14mm end of the tool, coupled with unique handle geometry gives access to the adjuster on vehicles without the motor mount removed. Access on the Honda Fit with the passenger side motor mount removed. This tool was not designed for hybrid vehicles.



Applications:

- Acura 2003 & later
- Volvo 2003 & later
- Honda 2003 & later
- Element 2003 & later
- Fit 2003 & later
- Civic 2006 & later



Product No. 11000-11090 MOBILE HYDRAULIC PRESS



***11000 WITH HAND PUMP** *See Replacement Parts Page 43-44

***11000A WITH AIR POWERED HYDRAULIC PUMP**

“Used on bushings, wheel bearings* and ball joints”

- Save time. Eliminates the need to remove components using a press
- Quick R&R of suspension bushings, wheel bearings* and ball joints
- 18 ton hydraulic ram rotates to any desired position
- Includes a hydraulic pump and adjustable height jack
- Pump Mount has 12 pegs to store frequently used cups
- Includes 44 cups and receivers for endless size combinations

See demo on YouTube
www.youtube.com/schleytools

- 11000 Includes**
- 11010** 44 Piece Hydraulic Ram Set
 - 11020** Multi Height Ram Jack
 - 11030** Hand Pump
 - 11040-1** 6' Hose
 - 11050** Ram Clamp
 - 11060** Pump Mount



***11010 44 PIECE HYDRAULIC RAM SET WITH 18 TON RAM**

Cups and receiver size range:
 smallest OD 26 mm / ID 18 mm
 largest OD 68 mm / ID 60 mm
 Box Measures:
 Length: 36"
 Width: 20"
 Height: 6"
 Weight: 70 lbs..



Shown at right is the **11000A** with **11030A** Air Powered Hydraulic Pump **11000** uses **11030** Hand Pump

- 11000A Includes**
- 11010** 44 Piece Hydraulic Ram Set
 - 11020** Multi Height Ram Jack
 - 11030A** Air Actuated Pump
 - 11040-1** 6' Hose
 - 11050** Ram Clamp
 - 11060** Pump Mount

MOBILE HYDRAULIC PRESS EXTENDED OPTIONS



***11070**
20 PIECE
LARGE CUP KIT

Size range:
 smallest OD 70mm / ID 62mm
 largest OD 88mm / ID 80mm
 Box Measures:
 Length: 17"
 Width: 16"
 Height: 4.5"
 Weight: 43 lbs.

***11080**
4 PIECE PULLER
ROD SET

Needed to service wheel bearings and “through hole” bushings

Bolt Lengths:
 10, 12, 14 & 16mm



11090
"C" CLAMP

Expand the capabilities of the Mobile Hydraulic Press system with the **11090** “C” frame. The **11090** allows 300° access to bushings and ball joints unlike the conventional twin bolt press frame that allows 180° access.
Weight:
 20 lbs.



11015
EXTENDER ARM
 Enables the technician to service vehicles on 4 post lifts, alignment racks, around suspension and drive line components



Ball joint removal using “C” Clamp




***See Replacement Parts Page 43-44**

***11100 MANUAL BUSHING R&R TOOL SET** *See Replacement Parts Page 43-44

- A more cost effective alternative to hydraulic systems
- Allows quick R&R of suspension bushings
- Comes with 22 cups and receivers for a variety of size combinations (Range OD 44mm / ID 34mm to OD 90mm / ID 80mm)
- 4 acme thread spindles, 10, 12, 14 & 16mm with ball bearing thrust washers for smooth operation
- 1 Hydraulic press protector pad to protect adapters from hydraulic press ram



Box Measures:
Length: 24"
Width: 14"
Height: 5.5"
Weight: 49 lbs.



Includes Shop Press Protector



Removes and Installs

11400 FORD POWER STROKE 6.7L DIESEL INJECTOR SOCKETS

17mm 12-point flare nut socket and deep crows foot removes various injector lines at any angle. The injectors can be removed without breaking and damaging the plastic electrical connections. The crows foot can be spun by hand under the bent lines. The long socket has the clearance required and linear shape to properly torque the fuel lines.



11500 CAMSHAFT PULLEY HOLDING TOOL

Designed with small diameter grooved pins to allow access to small hole cam gears. The pins lock onto the cam gear allowing secure grip when tightening or loosening cam gear bolts. The wrench is a companion tool to the 96800, fitting in areas the larger version will not.



Applications:

OHC ENGINES

	HONDA	
Civics		1988-1995
	ACURA	
Integra		1988-1995

11600 EXTRA LONG AIR HAMMER PNEUMATIC DRIFTS Remove long bolts (shock bolts & suspension arm bolts) that have become stuck in place due to rust and time. The 11600 has a 5" long driver section allowing easy removal of rusty bolts and long pins when attached to an air hammer.

Fits: 8mm: 5/16" 10mm: 3/8" 12mm: 1/2"




***11700 DURAMAX LB7 INJECTOR PULLER KIT**

Designed to remove diesel injectors, straight out without being rocked, eliminating the possibility of loosening the sleeves or damaging the injector. Saves half hour per sleeve. ***See Replacement Parts Page 43-44**

14 X 1.5 adapter

Applications: GM

Duramax LB7 2001-2004



Assembly

11800 BMW INJECTOR PULLER

Developed for easy removal of injectors on all BMW's with direct injection. Simply screw the tool on to the top of the injector then, with 1 or 2 taps with slider, the injector will come out easily. This SP Tool is much more compact and easier to use than other injector pullers for BMW engines which greatly reduces the amount of time to replace injectors making more profit for technicians.



12 X 1.5 adapter



11880 HEAVY-DUTY PITMAN ARM POPPER U.S. PATENT# 9,085,068

Work safer and more efficiently using the Pitman Arm Remover for removing large Pitman Arms on 3/4 to 1 ton pickup trucks. This tool design is forged construction so that it is secured and locked in place while being utilized. This forged design allows for less torque and space, often eliminating the need to remove the steering box. The Pitman Arm Remover is made of components made to last and resist corrosion better than conventional Pitman pullers that become faulty over time.

Applications:

Dodge	2500/3500	2010-current
Ford	F250/F350	2008-current
GM	2500/3500	2010-current



12150 27mm 12 POINT DURAMAX FUEL RAIL

PRESSURE WRENCH Designed to remove the fuel rail pressure sensor located in the rear end of the right fuel rail under the EGR cooler. The pivoting handle increases mobility in the tight engine space minimizing the amount of components that need to be removed.



Applications:

Duramax LBZ, LMM 2006-2010

***12200 VW/AUDI DIESEL INJECTOR PULLER**

- The correct tool "all in one" kit saves time
- Straight 14 X 1.5 adapter for injectors with liner fittings
- 90° hooked adapter for P.D. injectors
- Angled 14 X 1.5 threaded adapter for injectors with angled side fittings
- Includes one pound slide hammer



***See Replacement Parts Page 43-44**

12250 FORD 6.4L DIESEL TURBO ARM PULLER

Removes the actuator link rod easily without causing damage. Now there is no need to use great force to separate the turbo or actuator. This tool is self aligning for easy installation, compact to fit on or off the truck and is finely threaded to reduce torque required to loosen press fit.

Applications: Power Stroke 6.4L 2008-2010



12400 DURAMAX TURBO VANE POSITION SENSOR SOCKET

1" 6-point socket is designed to remove the turbo vane position sensor. This socket is designed to accommodate the wire and the tight space of its location safely removing sensor.




Applications:

Duramax 2004-present
Isuzu F Series

12500 BMW T-60 TORX SERPENTINE BELT TENSIONER TOOL

- Reducing the number of parts removed to change belts on turbo charged engines
- Specially designed tip fits snug in the aluminum tensioner body to eliminate damage
- Double ended and extra-long for more leverage
- Maintains access to the lock pin hole



Applications: N54 & N55 engines 2007-2013

12700 BMW, AUDI, VW BRAKE BLEEDER WRENCHES SET 11mm

Allows the technician to reach difficult to access bleeder screws on calipers with electromechanical parking brakes. Without the need to remove the wheels in most cases the bleeder screw can be accessed easily.

Applications:

AUDI, BMW, VW with 11mm brake bleeder screws along with other vehicles with 11mm brake bleeder screws



12710 BMW
12720 VW
12730 AUDI

12800 MERCEDES BENZ 272 / 273 CAM LOCK


Locks the left intake cam in place while servicing the cam chain drive system. Avoids the possibility of cam rotation causing damage to the engine by its simple locking mechanism. The lock is placed in rear intake cam and bolted to the cylinder head, locking the cam and keeping it from rotating, reducing the chance of making a mistake on the cam timing.

Applications: Mercedes Benz 3.5 L V6



12900 BMW, GM, MINI, VW, AUDI, PORSCHE ALIGNMENT WRENCH

- 18.5" length to access hard to reach alignment bolts
- 21mm 12-point with Special angle and bidirectional offset to access difficult to reach bolts
- 24mm 12-point deep offset for access to guarded bolt heads without the sloppiness of a breaker bar and socket
- 24mm 12-point deep offset for access to 12-point bolt heads with access to lock nuts through the socket




Applications:

AUDI, BMW, MINI, PORSCHE & VW with alignment bolts

13000 STAKED AXLE NUT PUNCHES PATENT PENDING

Release and stake the crush type axle nuts found on many vehicles. Used with an air hammer, it is quick and easy to fully disengage the axle nut crimp; reducing damage to the threads. When re-staking the nut, this tool has the right size and shape to fully lock the nut in place.

Release axle nut lock



Staking axle nut lock

13100 WATER IN FUEL SENSOR WRENCH FITS

GM AND DODGE Two sided, 40mm 12-point and 42mm 6-point wrench easily accesses sensors and avoids damage to the water in fuel sensor.

Applications: GM

40mm 12-sided fits Duramax 2001-2010
42mm 6-sided fits Duramax 2011-present



13250 FUEL LINE DISCONNECT TOOL SET FOR 3/8" VOSS TYPE CONNECTORS

Releases 3/8" low pressure fuel line connectors with ease.

- Straight and bent for versatility
- Works on Cummins and International engines
- .100" thickness for correct fit
- Works on 3/8" low pressure fuel lines
- Spreader outside dimensions .805" wide



13260 FUEL LINE DISCONNECT TOOL SET FOR CUMMINS ISB AND ISX ENGINES

Release the fuel line connectors on the Cummins ISB, ISX engine family. Works on low pressure lines around the engine and chassis. 13260 measures .250" thickness and includes one bent tool and one straight tool for versatility when servicing Cummins engines.



13270 FUEL LINE DISCONNECT TOOL SET FOR 1/2" VOSS TYPE CONNECTORS

This set of tools is designed to release the fuel line connectors on the Cummins and International engines. The 13270 works on the 1/2" low pressure lines of these engines. This set of tools is .100" thick and has one bent tool and one straight tool providing versatility when servicing the 1/2" low pressure fuel line connectors.



13300 DURAMAX LLY, LBZ, LMM INJECTOR PULLER KIT

This tool has been designed to remove the diesel injectors straight out without rocking, reducing damage to the injector or head.

Applications:

GM
Duramax LLY, LBZ, LMM 2005-2010



14 X 1.5 adapter

***13350 CAMARO 3.6L HARMONIC DAMPER PULLEY PULLER**

Aids in the removal of the harmonic damper pulleys. The compact design easily fits tight space for the puller leg to land on the pulley. The calculated geometry increases the bite of the leg of the pulley as it is tightened without grinding away all of its strength.



Applications: GM
Chevrolet Camaro
3.6L engines 2009-current

*Other Kits Available See Page 31
*See Replacement Parts Page 43-44

13351 CAMARO 3.6L HARMONIC DAMPER PULLEY PULLER UPDATE KIT

Update the **64900** or **64900A** to **13350**.
(The update kit includes three legs and 6 spring washers)



13400 BMW INJECTOR LINE SOCKETS 14mm & 17mm 12 -POINT 3/8" DRIVE

Designed to work in tight spaces allowing easy accurate torquing of the high pressure fuel lines. These sockets have an opened side to allow over 180° rotation. The sockets are also thin enough to fit with the wire loom attached and short enough to fit between the engine and fender well.

Applications: BMW
N54, N63 and S63 engines 2007-2013



13400 SEPARATE PIECES

13410 BMW INJECTOR LINE SOCKET 17mm 12 -POINT 3/8" DRIVE



13420 BMW INJECTOR LINE SOCKET 14mm 12 -POINT 3/8" DRIVE



***13450 DODGE HARMONIC DAMPER PULLEY PULLER**

The slender design of this tool allows it to fit into the small space to access the pulley. Legs are spring loaded so leg position is maintained while it self attaches to the pulley and tightens to remove the pulley without grinding away any components on the harmonic pulley or puller while retaining all its strength.

Applications: CHRYSLER
Dodge 5.7L engines 2009-current
3.5L engines 1995-2009



*Other Kits Available See Page 31
*See Replacement Parts Page 43-44

13451 DODGE HARMONIC DAMPER PULLEY PULLER UPDATE KIT

Update the **64900** or **64900A** to **13450**.
(The update kit includes three legs and 6 spring washers)



13500 TOYOTA PUMP PULLEY WRENCH

- Fixed pin dimension for quick easy installation
- Unique bend to clear engine compartment obstacles
- Head shaped for generous clearance around the bolts
- The right tool for the job saves time and money

Applications:

TOYOTA

Camry 2.4L 2AZ engines 2002-2011
 Other Models 2002-2011



13700 ALL-IN-ONE FLUID STOPPER SET

This unique tool allows technicians to stop fluid draining from various lines found on vehicles, heavy-duty trucks and equipment. These clamp style stoppers feature 4 different sizes for various applications including brake lines, hydraulic lines and smaller coolant lines.



13800 FORD DIESEL 6.0L TENSIONER WRENCH

Ample leverage, 24" long handle provides easier access to 1/2" square socket tensioners and is double ended to fit more Ford 6.0L models for extended coverage.

Applications:

FORD

6.0L Diesel engines 2004-2007



13900 FUEL LINE SOCKETS 6-POINT FOR

CUMMINS ENGINES 22mm & 19mm Easily torque the lines correctly, reducing if not eliminating, the possibility of a fuel leak or damaging the fuel line, fuel rail, or fittings. Fits many other engines in the Cummins line-up.

- **13910** 22mm for the ISX engines to apply the factory required torque of 80 ft./lbs.
- **13920** 19mm for the ISB engines to apply the factory required torque of 30 ft./lbs.
- No torque adaptors needed with complicated calculations



13900 SEPARATE PIECES

13910 22mm FUEL LINE SOCKET 6-POINT FOR CUMMINS ENGINES 13910 22mm for the ISX engines to apply the factory required torque of 80 ft./lbs.



13920 19mm FUEL LINE SOCKET 6-POINT FOR CUMMINS ENGINES 13920 19mm for the ISB engines to apply the factory required torque of 30 ft./lbs.



14000 BOSCH DIRECT INJECTION INJECTOR PULLER KIT

- Universal puller design services Bosch Direct Injection Injectors found on Domestic, European and Asian vehicles
- Unique two (2) piece jaw design with slide lock easily accesses and grips recessed injectors reducing component damage & service times
- Puller design pulls injectors straight reducing injector and head damage
- Slide Hammer design with 1 pound weight helps break loose stuck injectors



14150 TOYOTA PARKING BRAKE TOOL

Developed to allow easy removal of parking brake hold down cup in the confined area of the rear brakes.

Applications: This tool works on model year 2000 and newer Tacoma, Tundra, FJ Cruiser, 4Runner, Land Cruiser, and Camry vehicles



14200 PNEUMATIC U-JOINT C-CLIP REMOVER

The specially designed tip on the 14200 makes removing the C-Clip quick and easy when used with a pneumatic hammer. Made of heat treated 4130 which makes it durable enough to easily remove C-Clips that are stuck in place by rust, cup shift, dirt, grime and other elements.

Applications: Ford, GM, Dodge, Jeep, International and any vehicle that uses a U-joint with a C-Clip retainer



14300 DURAMAX FAN PULLEY HOLDER Easy access. Ample leverage. 20" length design provides leverage, easy handling and reduces service time. Efficient design. Easily hold the fan pulley without damaging the pulley or bearing.

Applications: DURAMAX LGH & LML 2011-CURRENT



14500 HARLEY DAVIDSON CLUTCH ADJUSTMENT WRENCH Designed with a 7/32" hex driver that easily adjusts the clutch on Harley Davidson motorcycles from 1983 to current with 5- and 6-speed transmissions. The 11/16" deep socket is capable of adjusting all clutches, factory and aftermarket. The tool features a window in its socket so the technician can see the position of the hex while holding the adjustment screw as the jam nut is tightened. The unique handle pivots from one side to the other, ensuring the window is always visible.

Applications: 1983 to 2006 with 5 speed transmission and 2006 to current with 6 speed transmission



15200 DIESEL DEF TUBE RELEASE FORKS This set of forks is designed to depress the locks that retain the DEF lines allowing removal. Three sizes to fit most DEF fill and breather lines on Ford and Dodge trucks, two angles straight and 90° to access most locations saving time trying to access hard to reach clips.



15300 EGT SENSOR SOCKETS Remove exhaust temperature sensors with ease, without damage. This set of sockets is designed to drive all 6 sides of the hex equally to reduce the chance of damage. The 3 different sizes and 2 different styles will remove most, if not all, EGT sensors used on cars, light, medium, and heavy-duty trucks on the road today.



15500 NOx AND SOOT SENSOR SOCKETS

15510 24mm 15520 30mm: This set of 12-point and 6-point 24mm and 30mm sockets is designed to remove NOx, and Particulate Matter (SOOT) sensors on cars and trucks on the road today.

Applications: Chrysler 3.0L V6, Jeep Grand Cherokee and Dodge Ram and other diesel motors with modern exhaust particulate filter systems.



15500 SEPARATE PIECES

15510 24mm NOx AND SOOT SENSOR SOCKET




15520 30mm NOx AND SOOT SENSOR SOCKET



15600 BATTERY CABLE CRIMPER

Convenient 14mm bolt head and 16mm casting hex size is compact and heat treated for durability. Crimps up to 0 AWG cable terminal ends. Designed to service battery cables while still attached to the vehicle, using a common wrench and ratchet—no hammer required.




15700 FIAT AND DODGE TIMING BELT WRENCH

Allows for the easy adjustment of the camshaft spur belts that have idler pulleys with pin holes. In operation, this spanner wrench with its protruding pins, grips the center of the idler pulley and rotates it around its off-center retaining bolt. This rotation then allows for camshaft spur belt tension adjustment. Comes with a black finish and a soft grip handle. **Applications:**

CHRYSLER

Dodge	1.4L 4 cyl.	2013-2016
Fiat	1.4L 4 cyl.	2012-2016



15800 TOYOTA SERPENTINE BELT WRENCH Double-ended wrench design accesses the serpentine belt tensioner without having to lift the car and remove the wheel and splash shield. A 19mm 12-point deep socket, 14mm 12-point shallow clearance socket and the bend angles of the wrench handle allow for precise access to the fasteners.

Applications: TOYOTA & SCION 2GR-FE, 2AZ-FE, 2AR-FE, 1AR-FE, & other engines



60100A HONDA AND ACURA 4" OFFSET HARMONIC DAMPER PULLEY HOLDING TOOL (50mm) Aids in the removal and installation of the crank bolt on most Honda and Acura engines. In operation with the use of a 1/2" breaker bar or ratchet this tool holds the harmonic damper pulley from rotating when removing the pulley bolt. There is an opening in the center of the tool to allow the use of a socket and extension to break loose or tighten the pulley bolt.

Applications:

HONDA			HONDA			ACURA		
Accord	2.2L 4 cyl.	90-97	Del Sol	1.6L 4 cyl.	93-97	CL	2.2L 4 cyl.	97
	2.7L V6	96-97	Element	2.4L 4 cyl.	03&later		3.0L V6	97-99
	2.3L 4 cyl.	98-02	Fit	1.5L 4 cyl.	07&later		2.3L 4 cyl.	98-99
	2.4L 4 cyl.	03&later	Insight	1.0L 3 cyl.	00&later		3.2L V6	00-03
	3.0L V6	98-07	Odyssey	2.2L 4 cyl.	95-97	Integra	1.6L 4 cyl.	90-92
	3.5L V6	08&later		2.3L 4 cyl.	98		1.7L 4 cyl.	92-93
Accord Hybrid	3.0L V6	05-07		3.5L V6	99&later		1.8L 4 cyl.	93-01
Civic	1.6L 4 cyl.	92-00	Pilot	3.5L V6	03&later	Legend	3.2L V6	91-95
	1.7L 4 cyl.	01-05	Prelude	2.2L 4 cyl.	92-01	MDX	3.5L V6	01-06
	1.8L 4 cyl.	06&later		2.3L 4 cyl.	92-96		3.7L V6	07 & later
	2.0L 4 cyl.	03&later	Ridgeline	3.5L V6	06&later	RDX	2.3L 4 cyl. turbo	07 & later
Civic Hybrid	1.3L 4 cyl.	03&later	S2000	2.0L 4 cyl.	00-03	RL	3.5L V6	96 & later
CRV	2.0L 4 cyl.	97-01		2.2L 4 cyl.	04&later	RSX	2.0L 4 cyl.	02-07
	2.4L 4 cyl.	02&later				TL	3.2L V6	97 & later
							3.5L V6	07 & later
						TSX	2.4L 4 cyl.	04 & later



61200 2-PIECE FAN CLUTCH WRENCH KIT Specially designed contoured water pump holder for easy use on vehicles using bolt-on water pump pulleys, to remove and replace the viscous fan clutch. The new water pump holding tool replaces all designs of water pump holding tools for "bolt on type pulleys". Simple one hand use, hook on the pulley bolt and hold to remove the viscous fan clutch. Reverse the 61600 to install the fan clutch.

Applications: Chrysler, GM, Ford, Land Rover and Mazda (Not including the 4.9L 6 cylinder Ford).



Same as discontinued 62020 without rack

61260 3-PIECE FAN CLUTCH WRENCH KIT U.S. PATENT 6,912,936

This three-piece kit (includes 61600, 95210 & 95260) gives the professional technician the ability to service all fan clutches that have bolt-on pulleys on the water pump. **Applications:** Chrysler, GM, Ford, Land Rover and Mazda applications. (Includes the 4.9L 6 cylinder Ford).



***61500B FAN CLUTCH WRENCH**

The four strengthened chromolly billet bulkhead pins in this tool give the professional technician greater durability than tools presently available on the market. These pressed on pulleys have holes instead of bolt heads for use in securing the pulley from rotating while removing or installing the fan clutch assembly. With the use of a 48mm open-end wrench (part 95210) the technician can loosen and tighten the fan clutch on many 2000 and later GM trucks.

Applications:



GM	6.5L diesel	2000-2001
Isuzu Duramax	6.6L diesel	2001-2005
Isuzu Duramax with new pin straight slot fan		
*Available In A Kit See Page 31	6.6L diesel	2006 & later

***61600 FAN CLUTCH WRENCH** U.S. PATENT 6,912,936

Universal fan clutch wrench works with all "BOLT ON" water pumps that have bolts holding the pulley on the pump. 95260 40mm use with 61600 for 1992-1996 Econoline Vans, 1993-1996 F Series Pickup trucks, with 4.9L engines.



***Available In A Kit See Page 31**

62100 AUDI, BMW & VW FAN CLUTCH WRENCH

U.S. PATENT 6,912,936 The 62100 is used to loosen and tighten the fan clutch. Can be used with the 61600 for all water pumps that have bolts holding the pulley on the pump.

Applications: 62100 32mm works with 61600 Fan Clutch

Audi

*Except press on pulleys 1996 & later

BMW

3, 5, 6-8, X & Z series *Except 4.0L & 4.4L V8 engines
4.0L & 4.4L V8 with bolt on water pump pulleys

VW

Works with 11250 Fan Clutch 1998 & later

*Except pressed on pulleys




62800 GM HARMONIC DAMPER HOLDING TOOL

Aids in the removal and installation of the crank bolt. The bolts holding these pulleys are extremely tight and removal is extremely difficult at best. In replacing the center bolt after installation of the pulley, factory specifications require up to 240 lbs. of torque to seat the pulley properly. This tool allow the factory torque to be attained. (Refer to factory specifications for specific requirements.)

Applications:

GM LS One Gen. III 5.7L V8 1997 & 2004




63100 BMW "A" ARM THRUST BUSHING WRENCH

This narrow access wrench allows the technician to hold the not with 12-point positioning. Having the box-end feature allows a strong hold for quick removal of the bushing bolt.

Applications:

22mm 5-7 Series 1988-1996

21mm 5-7 Series 1996-2001



***63800 CAM SEAL INSTALLER** Replace and install the cam seals in 4 & 6 cylinder engines. Place threaded rod screws into the cam end, slides over the rod against the seal then the seal is pressed in using the nut provided.

Applications:

Mazda, Nissan, Toyota & Lexus 4 & 6 cylinder engines with 10mm & 12mm X 1.25 cam bolts



***See Replacement Parts Page 43-44**

64300 LEXUS & TOYOTA HARMONIC DAMPER PULLEY HOLDING TOOL

Developed to aid in the removal and installation of the crank bolt on most Lexus and Toyota automobiles, trucks and SUVs engines. This tool allows the extremely difficult factory torqued bolt to be removed without using chain wrenches or use of impact.

Applications:

Lexus	3.0L V6, 3.3L V6, 4.0L V8, 4.3L V8, 4.7L V8	1990 & later
Toyota	3.0L V6, 3.3L V6, 4.0L V6, 4.7L V8	1992 & later
	4 cyl. 22RE	1983-1995
	4 cyl. 2RZ & 4 cyl. 3RZ	1995-2004
Excludes	3.0L 4 Runner	1992-1996



2006

64400 TOYOTA HARMONIC DAMPER HOLDING TOOL

Holds the pulley stationary for the center bolt to be removed.

Applications:

4Runner	3.4L V6	1996-2002
Tacoma		1996 & 2004
Tundra		2000 & 2004



***64900A UPGRADED HARMONIC DAMPER PULLEY PULLER** U.S. PATENT # D561544S Developed to aid in the removal of the harmonic damper pulleys. This compact tool eliminates the need to go through the time consuming process of first removing the radiator or other components before being able to remove the pulley. Upgraded with spring loaded legs - leg position is maintained when placed in desired position. ***Other Kits Available See Page 31 *See Replacement Parts Page 43-44**

Applications:

CHRYSLER:

Vans Trucks & Autos		
	3.3L V6	1990 & later
	3.3L & 3.5L V6	1993-1997
	3.8L V6	1994 & later
	8.0L V10	1994 & later
	2.0L & 2.4L 4 cyl.	1998 & later
	2.5L V6	1998 & later
	2.7L DOHC V6, 3.2L & 3.5L SOHC V6	1998 & later
	4.7L V8	1998 & later
	5.7L & 6.1L V8 Hemi	2004 & later

Hummer

H3	Straight	3.5L V6 5 cyl.	2006 & later
H3	Straight	3.7L 5 cyl.	2007 & later

Cadillac

	4.5L V8	1988-1992
	4.9L V8	1993 & later
	4.6L V8	2002-2006
	6.2L V8	2007 & later

Mitsubishi

Eclipse non-turbo	2.0L DOHC	1995-1999
-------------------	-----------	-----------

Oldsmobile

	4.0L V8	1995-2004
--	---------	-----------

GM

Camaro, Corvette, Firebird & Trans-Am		
	Gen. III 5.7L V8	1997 & later
Gen III Trucks & SUVs	4.8L, 5.3L, 6.0L & 8.1L V8	2000 & later
Chevy Trailblazer	Straight 4.2L 6 cyl.	2000 & later
GMC Envoy & Olds. Bravada		
		2003 & later
Buick Rainier		2004 & later
Chevy Colorado	Straight 3.5L 5 cyl.	2004-2006
	Straight 2.8L 4 cyl.	2005-2006
Olds. Bravada		2003 & later
GMC Canyon		2004-2006
	Straight 3.7L 5 cyl.	2007 & later
	3.5L V6	2005-2006
	3.9L V6	2004 & later
		2006 & later



Place leg in desired position



Leg stays in place

64910A HARMONIC DAMPER PULLEY PULLER

UPDATE KIT Update the **64900** or **64900A**.

(The update kit includes three legs and 6 spring washers)



***65100** PATENT PENDING **HONDA / ACURA BUSHING X-TRACTOR™**
“REMOVAL AND INSTALLATION TOOL” Easily and quickly remove and install trailing arm bushings. No need to remove the trailing arm from the vehicle and using a hydraulic press or disconnect brake parts such as calipers, rotors, brake shoes, brake fluid lines and emergency brake cables.

Applications:

Honda:

Civic	1988-2000
CRV	1997-2001
CRX	1988-1991
Del Sol	1993-1997

Acura:

Integra	1990-2001
---------	-----------



*See Replacement Parts Page 43-44

***65120 UPDATE RING KIT** HONDA / ACURA BUSHING X-TRACTOR™ UPDATE KIT FOR 65100 “REMOVAL AND INSTALLATION TOOL”

*See Update Kits Page 31



***65130 COMPLETE WITH RING** UPDATED HONDA / ACURA BUSHING X-TRACTOR™

*See Replacement Parts Page 43-44



65350 UNIVERSAL LONG REACH SPARK PLUG BOOT PULLER

This long reach spark plug boot puller has a swivel action that lets the technician reach down at any angle to grab the spark plug boot and to use leverage to pull the rubber boot from the spark plug without damaging the plug wire. The tips of the tool also have an opening where the spark plug wire can exit the tips. This tool works on all types of vehicles.



65400 TOYOTA / LEXUS FRONT AXLE LOCK NUT REMOVER KIT

Patent Pending 30mm, 12 point special depth impact 1/2" drive socket with a lock nut release tool to unlock the 30mm axle nut on both front and rear wheel drive vehicles.

65400 for Socket & Release tool 65410 Socket only
 65420 Lock Nut Release tool

Applications: vehicles with 30 mm axle lock crush nuts.

Toyota:	Avalon	2002 & later	Camry	2002 & later
	Corolla	2003 & later	Prius	2001 & later
	Sienna	2002 & later	Solara	2004 & later
Lexus:	ES300	2002-2003	ES330	2004-2006
	ES350	2007 & later	RX300	1999-2003
	RX330	2004-2006	RX350	2007 & later



***65510 TOYOTA / LEXUS V6 CAM SEAL R&R TOOL**

Allows for proper camshaft seal removal and installation on most Toyota and Lexus V6 engines. PATENT PENDING

Applications: Toyota 3.0L & 3.3L V6 1996 - later, Lexus 3.0L V6 & 3.3L V6 1990 - later



*See Replacement Parts Page 43-44

66100 HEAD HANDLER™ includes two of each of 6mm, 1/4" and 8mm

66110 6mm X 1.0 • 66120 1/4" X 20 • 66130 8mm X 1.25

Each part number contains two pieces These unique tools make it easy to lift and maneuver cylinder heads during service. Choose the appropriate thread size Head Handler™. Simply spin Head Handler™ (used in tandem) into each end of the cylinder head until snug. These tools are made of heat treated steel, have an attached floating washer for protection of the head and more contact area, and comfort grips.



66150 FLARE NUT WRENCH FOR CUMMINS DIESEL ENGINE COMMON RAIL INJECTION 24mm

This special 24mm flare nut type wrench will slide back into the recessed area of the cylinder head where the fuel line retainer screws into the head. This tool holds the 24mm retainer in place while you loosen the 19mm coupler to the high-pressure fuel lines.

Applications: Cummins common fuel rail setup on:
 5.9L 2003 - later
 6.7L 2007 - later
 Dodge trucks 2003
 6.7L diesels with a common fuel rail




66200 GM DOOR BUSHING INSTALLATION TOOL

Easily access and install the hard to reach bushings on door hinges. It accurately guides and holds the bushing in place while the technician taps the tool with a hammer or squeezes it with pliers.

Applications:

S10 & Sonoma	1982-2004
1/2 & 3/4 ton trucks	1980-1999
1 ton trucks	1980-2001
Blazer	1980-2005
Suburban	1980 & later
Tahoe	1980 & later
Astro & Express	1980 & later
Avalanche	2002 & later



66750B SHIELDED OXYGEN & AIR FUEL SENSOR SOCKET 22mm

Designed to R&R "can" type shielded oxygen sensors and air fuel sensors. The depth and outer diameter of the socket are critical features enabling it to fit in the limited space of the heat shield. For maximum strength this 6-point tool is forged steel and comes in the SP High Tech black finish.

Applications:

Toyota	2003 & later
Lexus	2006 & later
Honda	2006 & later
Acura	2007 & later
Mazda	2006 & later
Hyundai	2006 & later
Kia	2006 & later
Nissan	2007 & later
Infiniti	2007 & later



67250 HARLEY DAVIDSON FRONT FORK CAP TOOL

R&R the front fork caps when servicing fork fluids. This is required at each 10,000 mile service. This tool eliminates the need to undo electric connectors and remove the flaring on FLH, FLHT, FLTR and FLHX models.

Applications: 1984 and later big twin Harley Davidson Motorcycles.



1 3/8"
35mm

***67300 UNIVERSAL BRAKE CALIPER TOOL AND 1/2" DRIVE ADAPTER** Set includes 86100B-7 and 85250-10

Applications: Jaguar X Type 2006 and later, Mini 2002 and later
 Mazda 3 2004 and later, Mazda 5 2006 and later
 Volvo S40 2004 1/2 and later, Volvo V50 2006 and later, Volvo C30 2007 and later



*See Replacement Parts Page 43-44

67380 3/8" DRIVE BRAKE CALIPER ADAPTER

Designed to attach to a brake caliper tool to turn and press pistons into the brake caliper.

Applications: Mazda 3 2004 & later, Mazda 5 2006 & later, Mini 2002 & later
 Volvo S40 2004 & later, Volvo V509 2006 & later, Volvo C30 2007 & later

Center to Center
20mm



***67600 VW / AUDI TIMING BELT PULLEY HOLDER**

This crank pulley holding tool has been developed to aid in the removal and installation of the crank bolt. This tool holds the pulley stationary for the crank bolt to be removed and reinstalled to the factory torque requirement, avoiding damage to the pulley. ***See Replacement Parts Page 43-44**

Applications: VW & Audi

- 1.8L 4 cyl. turbo
- 2.0L 4 cyl.
- 2.0L 4 cyl. turbo

- 1998-2006
- 1993-2005
- 2006 & later



***67650 VW & AUDI TIMING BELT TENSIONER RELEASE TOOL**

Replace both water pump and timing belt. This tool holds the timing belt in place against the cam gear. No need to reset the timing as the engine is held at TDC (top dead center) and the belt will be held stationary when replacing the water pump. Servicing the timing belt is easier. Compress the tensioner, slide the lock pin in the hydraulic tensioner, remove the tool and replace the belt.

Applications: VW ***See Replacement Parts Page 43-44**

- Golf, Jetta, new Beetle 1.8L turbo 1996-2006
- Audi TT & A4



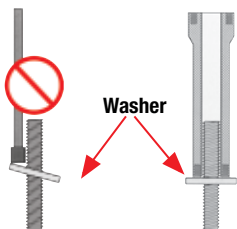
67700 MAGNETIC WASHER REMOVER

Patent Pending Specialty designed magnetic dual ended tool aids in the removal of hard to reach washers around most types of studs. Also aids in the removal of valve adjusting buckets and pucks. Manufactured from light weight and durable glass filled nylon plastic.



1 Magnet Tool
Difficult & time consuming

3 Magnet tool



67750A SUPER DUTY 12 - & 6 -POINT SP SPLINE GRIP DRIVE™ OXYGEN SENSOR WRENCH WITH HANDLE

The 67750A has a 12- and 6-point SP Spline Drive™ wrench and a pivoting handle that allows the technician greater space and positive leverage in confined areas during servicing making a tough job easy.



***68100 HONDA/ACURA FRONT LOWER COMPLIANCE BUSHING R&R TOOL**

Designed for easy removal and re-installation of the front lower control arm compliance bushings both 65mm & 74mm.

Applications:

- | | |
|----------------------|--------------|
| Honda (65mm): Civic | 2001-2005 |
| CRV | 2002-2006 |
| Element | 2003-2006 |
| Pilot | 2003 & later |
| Odyssey | 2005 & later |
| Ridgeline | 2006 & later |
| Acura (65mm): MDX | 2000-2006 |
| Honda (74mm): Accord | 2003-2007 |
| Acura (74mm): TL | 2000-2007 |



***See Replacement Parts Page 43-44**

67900 OrganizeAIR™ U.S. PATENT #7261211

Holds up to 6 tools. Fits most popular disconnect plugs. Loading and unloading port is provided so the disconnect plugs of the air-tool can be placed into the holding pins, then rotated into the locking channel. Keep air chucks, blowguns and smaller air tools close at hand. Rugged design for long lasting use.



68450 FORD / CHRYSLER SPARK PLUG BOOT REMOVER This tool goes down in the confined space of the spark plug hole to easily remove "ripped" and "stuck on" spark plug boots where there is no access to grab the boot for removal. Made from quality heat treated steel with a SP High Tech black finish.

***Applications:**


Ford

- 4.6L V8 2 valve heads 1997-1999
- 4.6L V8 2 valve heads 2000 & later
- 4.6L V8 3 valve heads 2007 & later
- 5.4L V8 2 valve heads 1997-2004
- 5.4L V8 3 valve heads 2005 & later
- 6.8L V10 2 valve heads 1999-2008
- 6.8L V10 3 valve heads 2008 & later

Chrysler

- 3.7L V6 2 valve heads 2005 & later
- 5.7L V8 Hemi 2 valve heads 2004 & later


*Works on most other spark plugs with a porcelain diameter smaller than 0.432".



68800 LOW PROFILE PITMAN ARM POPPER U.S. PATENT # 9,085,068

Quickly and easily remove the Pitman Arm off the steering gear box on GM series trucks and SUVs without compromising the box position. Designed to fit confined space, eliminating the need to remove the gear box. This tool is made of forged chromolly steel providing strength required to perform the task with ease and efficiency.

Applications: GM series trucks and SUVs 1988 and later Most C & K chassis vehicles with a steering gear box / Pitman Arm set up



68950 VW, AUDI 32mm 12-POINT DEEP AXLE

NUT SOCKET Remove and install 12-point axle nuts on VW & Audi SUVs. The forged 12-point 32mm socket with 1/2" drive is the strongest in the industry that will do the job every time.

Applications: VW

- Touareg 2004 & later
- AUDI Q7 2006 & later



68960 39mm 12-POINT SOCKET FOR

TOYOTA/LEXUS The strongest in the field with the torque requirements for remove and installation of 12-point axle nuts without breakage.

Applications:

- TOYOTA:
 - Tundra 4X4 2007 & later
 - Sequoia 2008 & later
- LEXUS:
 - GX470 2003 & later
 - LX570 SUV 2008 & later
 - LS460 2007 & later
 - LS460H 2007 & later
 - LS600H 2008 & later
 - GX470 2003 & later
 - LS460 2007 & later
 - LS600H 2008 & later



69200 GM DURAMAX CRANKSHAFT AND FLYWHEEL KIT

Servicing GM Duramax diesel trucks with 36mm 12 Point 3/4" drive impact socket to remove the crank bolt requires a torque of 285 ft. lbs. The 14mm 1/2"drive stubby impact Allen socket aids the technician in removal and installation of the flywheel. Torque specs are 58 ft. lbs. plus 120° of torque angle.

Applications: GM Duramax diesel trucks 6.6L 2001 - present



69250 GM DURAMAX FLYWHEEL LOCK Holds flywheel in place when removing or replacing the crankshaft bolt. Simply remove the inspection window cover on the transmission, slide the flywheel lock tool through the inspection window until flywheel is engaged for removal of crankshaft.

Applications: GM Duramax diesel trucks 6.6L 2001 and later



69610 12mm HUB BEARING REMOVERS Threaded design helps to remove the hub bearings that are rusted to the steering knuckle, without removing the steering knuckle from the vehicle or the CV axle assembly. When utilized properly does not require the use of a press.

Applications: Chrysler, GM, Ford, Mazda, Saturn, Volvo, Isuzu and other vehicles with 12mm X 1.75 thread.



69630 14mm HUB BEARING REMOVERS Threaded design helps to remove the hub bearings that are rusted to the steering knuckle, without removing the steering knuckle from the vehicle or the CV axle assembly. When utilized properly, this does not require the use of a press.

Applications: Chrysler, GM, Ford, Honda, Nissan, Infinity VW, Audi, Mazda, Volvo, Mitsubishi, Kia, Hummer, and other vehicles with 14mm X 1.5 tread.



69800 VOLVO FUEL PUMP SOCKET Quickly and easily access the XC90s left tank unit retaining nut without removing the large frame under the seat bottom.

Factory tool: 9995720
69800 Outside diameter 4.5"

Applications: Volvo S80 1999 & later
All other Volvo's 2001 & later




“SCHLEY BROTHERS” ORIGINAL

79100A VW MULTIPLE USE CRANKSHAFT GEAR PULLER

This inexpensive tool solves the problem of removing the crankshaft timing gear, a gear which must be removed when an engine is rebuilt and the main bearings are changed. In operation, this tool simply slips under the gear and with a twist of a wrench the gear is easily removed. The highest quality standards are used in the construction of this tool, for years of repair shop service. To prevent damage to the end of the crankshaft, a ball bearing swivel is used. For strength the gripping shoe is made of chromolly steel.

Applications: All Type 1, 2, 3 and 4 engines, 40 HP and later.



“SCHLEY BROTHERS” ORIGINAL 79400A VW VALVE SPRING REMOVAL TOOL

This unique tool allows removal and installation of valve springs while the engine is both fully assembled and still in the car. It is professionally made of high quality materials to handle not only stock springs but the pressures of high performance springs. The advantages are many for both the technician as well as the VW enthusiast. This unique tool comes complete with a plastic spacer wedge to keep the retainer & spring compressed while the 3/8" drive ratchet is removed allowing for better access. The use of a ratchet as a lever handle allows rotation at any angle for maximum clearance in a variety of applications. This tool will also remove valve springs on disassembled engines.

Applications: All Type 1, 2, 3 and 4 engines 40 HP and later, also on aftermarket heads with stock location rocker shafts.




80350 PORSCHE & VW FLYWHEEL LOCK

Change and/or replace the flywheel and clutch.

Applications: Porsche all air-cooled engines series 356, 912, 914 & all 911's -1969

Volkswagen All air-cooled engines Type 1,2,3 & 4



80400 BOSCH ADJUSTMENT WRENCH 4"

3mm and 4 inch design for the adjustment of the air fuel mixture on all Bosch CIS fuel injection units.

Applications: mid-1973 and later 911 Porches



80460 BOSCH ADJUSTMENT WRENCH 6"


3mm and 6 inch design for the adjustment of the air fuel mixture on all Bosch CIS fuel injection. units.

Applications: mid-1973 and later 911 Porches




83400 CIS FUEL INJECTOR PULLER Easily fits down around the injector base to remove CIS fuel injectors on many in-line engines. Uses a screwdriver to "pop" out the injector eliminating possible damage to the injector hose. Made from heat treated steel.

Applications: All gasoline water-cooled automobiles Volkswagen, Porsche 924, Audi



***86100B UNIVERSAL BRAKE CALIPER TOOL** U.S. Patent # 5,003,681 For Use On Most: AUDI, CHRYSLER CORPORATION, FORD, GENERAL MOTORS, HONDA, JAGUAR, MAZDA, MINI, MITSUBISHI, NISSAN, SATURN, SUBARU, TOYOTA, VOLKSWAGEN, VOLVO. Easily replace brake pads on most four wheel disc brake cars. Makes clearance for new, thicker brake pads by rotating the brake piston back into the caliper until the piston is bottomed. Rotating the piston is required on most disc brake calipers which are also used as emergency brakes. **86100B** comes with 6 different sizes of adapters. Adapters #1, 2 & 3 cover a wide range of cars while #'s 4, 5 & 6 have been developed for the unique GM style brake piston. ***See Replacement Parts Page 43-44**



Part Number 86100B Complete tool for GM, Ford, Chrysler Corporation and import (7 adapters including **86100B-7** adapter for Mazda, Mini Cooper & Volvo)

Part Number 85250A Import, Ford and Chrysler Corporation

Part Number 86150 Set of 3 GM adapters (for use with **85250B**)

Part Number 91100A VW, Subaru tool kit includes adapter #3

Part Number 91150 Saturn tool kit includes adapter #1

Part Number 67300 Mazda 3 2004 and later, Mazda 5 2006 and later, Mini Cooper all 2002 and later, Volvo S40 2004 1/2 and later, V50 2006 and later, C30 2007 and later, Jaguar X type 2006 and later, Pontiac Solstice 2006 and later, Saturn Sky 2007 and later, Ford Fusion / Mercury Milan / Lincoln MKZ 2006 and later.

86100B UNIVERSAL BRAKE CALIPER ADAPTER SPECS.

Adapter #	Pin Diameters	Pin to Pin	Coller Diameter	Pin Location Radius
1	.22"	.922"	--	--
2	.22"	1.086"	--	--
3	.22"	1.248"	.932" Hex on Back	--
4	.22"	--	1.797"	.632"
5	.22"	--	2.048"	.844"
6	.22"	--	2.420"	0.919"
7	.156"	--	--	--

86100B-7 1/2" DRIVE BRAKE

CALIPER ADAPTER Designed to attach to a brake caliper tool to turn and press pistons into the brake caliper.


Applications: All 1/2" drive sets

Center to Center
20mm





86400 VW & AUDI TENSION PULLEY SPANNER WRENCH Easily adjust the camshaft spur belts with idler pulleys and pin holes. Spanner wrench grips the center of the idler pulley with the protruding pins, and rotates around the off-center retaining bolt. This rotation allows for camshaft spur belt tension adjustment. Made from heat treated alloy steel, comes with a black finish and a soft grip handle.

Applications: early Audi & VW's -1997.




87300 VW & AUDI STRUT SHOCK NUT SOCKET

Allows for the easy removal and installation of the shock retaining nut used on most front wheel drive Volkswagens and Audis. Located at the bottom of the tool is a slot drive to fit the slot on the top of the lower retaining nut. Center opening allows an Allen wrench to hold the shock from turning.




88150 BENCH HEAD STAND For Use On Aluminum & Steel Heads

Designed for use on most cylinder heads. Holds the head off the bench for valve work, head cleaning and assembly. Holding rods have a long 5" taper which allows them to go further into the stud hole for more contact in the hole and a firmer grip on the head. Heat treated to remain smooth for use on aluminum heads and comes in a black finish.



88250 TOYOTA /LEXUS VALVE ADJUSTING TOOLS This set of pliers and spacer wedge was designed for easy valve adjustment. Plier tip pushes between the spacer shim and the camshaft as the pliers are squeezed close, while the spacer wedge maintains a gap between the shim and the camshaft as the pliers are removed. The spacer shim can be removed through this gap and replaced with one of the correct thickness. Made from quality heat treated alloy steel. **88250-6 Replacement Pliers** **88251 REPLACEMENT SPACER WEDGE (6mm & 7mm)**

Applications: Most Toyotas with overhead camshaft engines using spacer shims. Does not work with Land Cruiser 1993-1997 and Lexus LX450 1996-1997.



88550 HEAVY DUTY FAN CLUTCH WRENCH 36mm

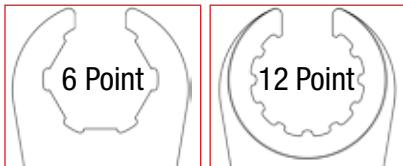
Used on 36mm viscous fan clutch assemblies found on many engines. This includes Dodge trucks with the Cummins B Series Diesel engines.



88750B COMPACT SUPER DUTY 22mm 12- AND 6-POINT OXYGEN SENSOR WRENCH

Completely updated 12 point and 6 point SP Spline Grip Drive giving the technician the ultimate tool to remove oxygen sensors in confined areas.

Applications: W 4 cyl. 1996 & later, Foreign and Domestic cars with all 22mm non-shielded oxygen sensor wire/connectors



88800 12mm, 88900 13mm, 88950 10mm UNIVERSAL VALVE ADJUSTMENT TOOLS

Designed for a wide variety of cars with 10mm, 12mm & 13mm jam nut valve adjustment screws. This two-in-one tool features a window in its socket so the technician can see the position of the screwdriver blade holding the adjustment screw as the jam nut is tightened. The unique handle pivots from one side to the other, so the window is always visible.

Applications: All vehicles with 10mm, 12mm and 13mm jam nut valve adjustment screws, Honda, Toyota, Nissan (Includes the VTEC engine), & VW



89100 CUMMINS SPECIAL OFFSET WRENCH

13mm For Cummins Injection Pump & Idle Lock Nuts. Designed to remove and install the 13mm injection pump mounting bolts and idle lock nuts. These tools have also been found to be useful in many other applications where these size fasteners are in a confined area.

Applications: Cummins injection pump and idle lock nuts
Dodge Cummins B series 5.9L diesel engines



89100
13mm Wrench

89150 CUMMINS SPECIAL OFFSET WRENCHES

10mm For Cummins Injection Pump & Idle Lock Nuts. Designed to remove and install the 10mm injection pump mounting bolts and idle lock nuts. These tools have also been found to be useful in many other applications where these size fasteners are in a confined area.

Applications: Cummins injection pump and idle lock nuts Dodge Cummins B series 5.9L diesel engines



89150
10mm Wrench

89250 MASTER CYLINDER PRESSURE CAP

Designed with a 1/4"-18" NPT threaded opening for use with pressure bleeders on most master cylinders or clutch slave cylinders.

Applications: Audi, BMW, Mazda, Mercedes Benz, Porsche, Saab, Volkswagen and Volvo.



90450 9/16" UNIVERSAL VALVE ADJUSTMENT TOOL

Designed for a wide variety of cars with 9/16" jam nut valve adjustment screws. This two-in-one tool features a window in its socket so the technician can see the position of the screwdriver blade holding the adjustment screw as the jam nut is tightened. The unique handle pivots from one side to the other, so the window is always visible.




***91400B UPDATED UNIVERSAL OHC VALVE SPRING COMPRESSOR** PATENT PENDING Actuate the compression tube even in tight confined locations like under the cowl where the lever cannot be moved, or may not even fit. By adding the ability to separate the lever from the compression tube anywhere along the bar, you can compress the springs that are confined by brake boosters, or other factors by locating the lever along the bar where there is open space.
Applications: All vehicles



*See Replacement Parts Page 43-44 *See Update Kit Page 31

91400B-LDT VALVE SPRING LOCK DOWN TOOL


Developed to aid the technician when using the 91400B to remove and re-install valve springs. In operation, it locks the compressor bucket down on the retainer allowing both hands free to remove and re-install the keeper.



91410B UPDATE KIT Updates 91400A to 91400B
The update kit includes: Hex bar, two hex slider blocks, three detent clevis pins and a short lever bar.



91900 RADIATOR DRAIN PLUG SOCKET Snaps onto a 3/8" square drive extension allowing it to reach into confined areas. It also features a double slotted end that captures the thumb wings to turn the drain plug open or closed.
Applications: most Import and Domestic cars.



92350 NARROW ACCESS VALVE STEM SEAL REMOVAL PLIERS Remove the valve stem seals used on most overhead camshaft engines. These pliers feature "gripping" serrations in the tip allowing them to grasp both original equipment and aftermarket seals regardless of their configuration. The pliers are made from quality heat-treated steel and come with easy grip handles.



93260 FAN CLUTCH WRENCH 36mm

Works with most gas and diesel viscous fan clutches, with a 36mm hex holding the viscous fan clutch to the water pump.



Applications: Chrysler, Ford, GM, Jeep, Land Rover and Mazda, with 36mm Hex

93750B OFFSET 2-1/8" SUPER DUTY 12- AND 6-POINT OXYGEN SENSOR WRENCH

Completely updated 12 point and 6 point SP Spline Grip Drive giving the technician the ultimate tool to remove oxygen sensors in confined areas.

Applications: 22mm non-shielded oxygen sensor wire/connectors

Corvette	LT1 Gen II 5.7L HO MPFI V8	1992 & later
Camaro		1993 & later
Firebird/Trans Am		1993 & later
Corvette ZR1	LT5 5.7L DOHC SFI V8	1989 & later
All Harley Davidson Motorcycles		2007 & later




93480 GM TRANSMISSION SEAL REMOVAL AND INSTALLATION TOOL

Removes and replaces the shift selector shaft seal on GM transmissions. Disconnect linkage from the shaft end, slide remover over the shaft until the threads engage with the seal. Rotate the remover clockwise using pressure. Insert remover bolt into the center of the remover, tighten the bolt to extract the seal. Slide the new seal over the selector shaft up to the transmission. Place the installer tube over the selector shaft and using a soft face hammer, tap in the new seal.



94170A BELT IT "SERPENTINE, V-BELT AND TIMING BELT INSTALLATION ASSIST"

This time saving tool gives the technician the control and reach when installing serpentine belts in all applications. Also helps install V-belts and timing belts that tend to be placed in areas that are difficult to reach. The three pin design gives the technician convenient belt push/pull capability and the handle gives the twisting control to install belts in difficult areas.



***95210 FAN CLUTCH WRENCH 36mm & 48mm**

Works with most gas and diesel viscous fan clutches, with either a 36mm or 48mm hex holding the viscous fan clutch to the water pump. Two wrenches are needed to perform removal and replacement of the viscous fan clutch. One wrench to hold the water pump stationary (depending on the application a 99800A, 61600, 61500B, 10800 or 10900) and the other wrench a 95210 to remove and replace the viscous fan clutch.

Applications:

61600 + 95210

Chrysler, Ford, GM, Land Rover, Mazda (except Ford 4.9L 6 cylinder engines, "Bolted on" water pump pulleys.

99800A + 95210 Chrysler, GM Late Model Gas Engines "Pressed on" water pump pulleys.

61500B + 95210 GM Late Model Diesel Engines GM 6.5L Diesels 2000-2001, GM / Isuzu Duramax 6.6L 2001-2005 and new straight pin slot fan hub 2006 and later. "Pressed on" water pump pulleys.

10800 + 95210 Chrysler, Dodge, Jeep 5.7L Hemi Truck Engines 2009 and later "Pressed on" water pump pulleys.



***Available In A Kit See Page 31**

***95260 FAN CLUTCH WRENCH 40mm**

This specially designed 40mm thin wrench is used with 61600 to remove and tighten the fan clutch. The wrench was developed and heat treated from alloy steel. It also has larger head size to maintain dimensional stability due to its thin profile design.

Applications:

Econoline Vans		1992 and later
F-Series Pickup Trucks	4.9L	1993 and later




*Available In A Kit See Page 31

95650A CUMMINS ENGINE ROTATING TOOL -

VARIABLE DEPTH 3/8" drive barring tool is used for valve adjustments or pump settings and is made with a two-piece sleeve. Allows proper contact with the flywheel when the flywheel is at different depths from where the tool is inserted.

Applications:

Cummins	B, C & L series engines	1987-current
J.I. Case	3.9L, 5.9L, 6.7L and 8.3L diesel engine	



96280 VW & AUDI POWER STEERING AND WATER PUMP PULLEY REMOVAL AND REPLACEMENT AID

The double triangular head configuration on this tool is designed to be used on pulleys that utilize socket head bolts. The tool holds the power steering or water pump pulley stationary while removing or replacing the three socket head bolts that attach the pulley to the shaft.

Applications: Volkswagen water cooled 4 cyl. V6

Volkswagen
5 cyl. engines with socket head bolts holding the pulley to the power steering pump

Audi water cooled	4 cyl. V6	1975 & later
Power Steering Pump	V8 engines	1992 & later

	V6 engines	1992 & later
5 cyl. engines with socket head bolts holding the pulley to the power steering pump		1981-1985



96480 GM TRANSMISSION SEAL REMOVAL AND INSTALLATION TOOL

Works with transmissions that have the neutral safety switch around the transmission shift selector which requires a longer tool to remove and replace the seal.

Applications:

GM	
Astro/Sierra Vans	1996 and later
Trucks	1998 and later
Denali, Envoy & Escalade with transmissions 4L60E and 4L80E	

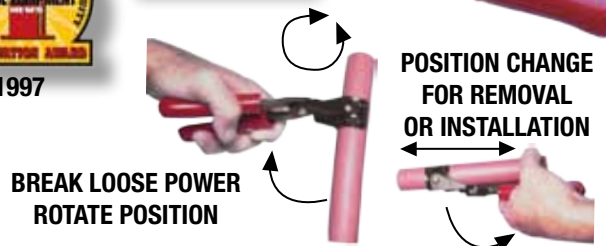


96600 UNIVERSAL HOSE PLIERS FITS 1/2" TO 3/4" U.S. Patent # 5,991,997

These pliers can be rotated 90° to easily pull the stuck hose from the fitting due to corrosion. The specially designed tips of these pliers grip a large surface area and different diameters of the hose to reduce damage during hose removal. Made from quality steel and come with soft grip handles.



Popular Mechanics
EDITOR'S CHOICE AWARD 1997



96800 CAMSHAFT PULLEY

HOLDING TOOL Designed with grooved pins to hold the camshaft pulley stationary while loosening and tightening the center shaft bolt.

Applications:

Transverse mounted V6 engines (VG30, 3VZFE, IMZFE) Honda, Nissan, Toyota and other OHC engines



***97300 TIMING BELT TENSIONER**

Aids in replacing timing belts without removing other components in the engine.

Applications:


TOYOTA/LEXUS
5VZ-FE, 3.4L V6
4.0L, 4.3L, 4.7L V8



*Tool comes in black finish Yellow is used for demonstration
*See Replacement Parts Page 43-44

98110 RELAY AND FUSIBLE LINK SLIP JOINT PLIERS

Developed for removal and installation of relay and fusible links. This tool reaches into the confined area around the corners of the relay or fusible link. Special coated tips for a solid grip. These pliers come with soft grip handles and a slip joint feature allowing multiple size usage.



98700 MITSUBISHI, HYUNDAI & EAGLE TENSION PULLEY SPANNER WRENCH


This wrench grips the center of the idler pulley and rotates it around its off-center retaining bolt, to allow the camshaft spur belt tension adjustment. Made from heat treated alloy steel and a soft grip handle.



99100 CUMMINS, DETROIT DIESEL, CATERPILLAR 3/4" FUEL INJECTION 6 POINT FLARE NUT SOCKET

Not for ISM engines. This specialty socket has been designed with a custom slim configuration and a 3/8" square drive to fit into the confined area surrounding the injection pumps on later Cummins model 4 valve ISC 8.3L and ISB 5.9L engines, Detroit Diesel series 50 & Caterpillar engines. Now servicing these fuel lines are quicker, saving you time and money.

Applications: Cummins 4 valve ISC 8.3L & ISB 5.9L
Detroit Diesel 50 & Caterpillar engines




99700 DOHC VALVE LIFTER REMOVAL TOOL

Used to depress the valve spring for removal of the hydraulic valve lifters. This tool can also be used to replace the hydraulic valve lifter. Easily slides between the cam tower and the cam lobe over the valve spring retainer due to its thin design.

Applications: Turbo and non-turbo engines:

1.6L & 2.0L 4 cyl.	1989 & later
3.0L 6 cyl.	1991 & later
3.5L 6 cyl.	1995 & 1996



99800A FAN CLUTCH PULLEY HOLDER This specially designed tool is used on vehicles using pressed on pulleys. Using open end wrenches 88550, 93260 or 95210 the technician can loosen and tighten the fan clutch.

Applications:

GM	4.8L, 5.3L, & 6.0L V8	1999 & later
CHRYSLER	3.9L V6, 4.7L	1998 & later
	5.2L 5.9L V8, 8.0L V10	
	3.9L V6, 5.2L V8, 5.9L V8	1993 and later
	8.0L V10	1997 and later



FAN CLUTCH KITS

61200 TWO PIECE KIT U.S. PATENT 6,912,936

This kit (61600 & 95210) has a specially designed contoured water pump holder that is exceptionally easy to use on vehicles using bolt-on water pump pulleys to remove and replace the viscous fan clutch. There are many sizes and patterns of the bolts holding the pulley on the water pump. The new water pump holding tool replaces all designs of water pump holding tools for "bolt-on type pulleys". Simply with only one hand, hook on the pulley bolt and hold to remove the viscous fan clutch. Reverse the 61600 to install the fan clutch.

Applications: Chrysler, GM, Ford, Land Rover and Mazda (Not including the 4.9L 6 cylinder Ford).



61600 see page 16

95210 see page 28

61260 THREE PIECE KIT U.S. PATENT 6,912,936

This three piece kit (includes 61600, 95210 & 95260) gives the professional technician the ability to service all fan clutches that have bolt-on pulleys on the water pump.

Applications: Chrysler, GM, Ford, Land Rover and Mazda applications. (Includes the 4.9L 6 cylinder Ford). Used on water pump pulleys that are bolted-on



61600 see page 16

95210 see page 28

95260 see page 29

UPDATE KITS

13351 Updates the 64900 or 64900A to 13350. Update kit includes three legs and 6 spring washers



13350 CAMARO 3.6L HARMONIC DAMPER PULLEY PULLER

See Page 11

13451 Updates the 64900 or 64900A to 13450. Update kit includes three legs and 6 spring washers



13450 DODGE HARMONIC DAMPER PULLEY PULLER

See Page 11

64910A Updates the 64900 to 64900A. Update kit includes three legs and 6 spring washers



64900A UPGRADED HARMONIC DAMPER PULLEY PULLER KIT

See Page 17

65120 PATENT PENDING HONDA / ACURA BUSHING X-TRACTOR™ "REMOVAL AND INSTALLATION TOOL"
Update for **65100, 65130**



65100 HONDA / ACURA BUSHING X-TRACTOR™

See Page 18

91410B UPDATED UNIVERSAL OHC VALVE SPRING COMPRESSOR

Includes: Hex bar, two hex slider blocks, three detent clevis pins and a short lever bar.

Updates 91400A to 91400B



91400B UPDATED UNIVERSAL OHC VALVE SPRING COMPRESSOR

See Page 27

FAN CLUTCH WRENCH QUICK REFERENCE GUIDE

Must Select One Holding Tool from Section A (●) and One Wrench from Section B (○). Both are needed for each application



If "Bolted-on" use **61600** to hold the pulley



If "Pressed-on" Domestic use **99800A**, **61500B** or **10900**

U.S. PATENT 6,912,936



Universal 61600	Five pin 99800A Domestic gas engines	Four pin 61500B Domestic diesel engines	Three pin 10800 5.7L Hemi truck engines	Four pin 10900 Ford diesel engines	11250 BMW & Sprinter Van	36mm & 48mm 95210	40mm "thin" 95260	32mm 62100
------------------------	--	---	---	--	------------------------------------	--	--------------------------	-------------------

	← WATER PUMP PULLEY HOLDING TOOL Section A →				← FAN CLUTCH WRENCH Section B →			
Chrysler • Ford • GM Land Rover • Mazda (except Ford 4.9L 6 cyl. engines, see Ford below) "Bolted-on" water pump pulleys.	●					○		
Chrysler • GM Late Model Gas Engines "Pressed-on" water pump pulleys.		●				○		
GM Late Model Diesel Engines GM 6.5L diesels 2000-2001, GM / Isuzu Duramax 6.6L 2001-2005 and new straight pin slot fan hub 2006 and later. "Pressed-on" water pump pulleys.			●			○		
Dodge • Chrysler • Jeep 2009 and later 5.7L Hemi Truck Engines "Pressed-on" water pump pulleys				●		○		
Ford Diesel 2011 and later 6.7L Power Stroke Engines "Pressed-on" water pump pulleys					●	○		
Ford 4.9L 6 Cyl. Used on Ford 4.9L 6 cylinder F Series pickup trucks 93-96 and Econoline van 92-96.	●						○	
AUDI • BMW • VW AUDI 1996 and later (except pressed on pulley see below) BMW 3, 5, 6, 7, 8, X & Z series. (61600 works on all BMW's except the 4.0L & 4.4L V8 See 11250) VW's 1998 and later "Bolted on" water pump pulleys.	●							○
BMW & SPRINTER VANS BMW 4.0L & 4.4L V8 Sprinter Vans 2.7L, Dodge 03-06 "Bolted on" water pump pulleys.					●			○

UNIVERSAL TOOLS

**10500 PARKING BRAKE
CABLE COUPLER TOOL**



See Page 5

**11100 MANUAL BUSHING
R&R TOOL SET**



See Page 7

**11600 EXTRA LONG AIR
HAMMER PNEUMATIC
DRIFTS**



See Page 7

**11880 HEAVY-DUTY
PITMAN ARM POPPER**



See Page 8

**13000 STAKED AXLE
NUT PUNCHES**



See Page 10

**13700 ALL-IN-ONE
FLUID STOPPER**



See Page 12

**14000 BOSCH DIRECT
INJECTION INJECTOR
PULLER KIT**



See Page 12

15300 EGT SENSOR SOCKETS



See Page 14

**15600 BATTERY CABLE
CRIMPER**



See Page 14

**65350 UNIVERSAL LONG
REACH SPARK PLUG BOOT
PULLER**



See Page 18

**66100, 66110, 66120 HEAD
HANDLER 6mm, 1/4",
8mm set of 3 sizes**



See Page 18

**67300 UNIVERSAL BRAKE
CALIPER TOOL AND 1/2"
DRIVE ADAPTER**



See Page 19

**67380 3/8" DRIVE BRAKE
CALIPER ADAPTER**



See Page 19

**67700 MAGNETIC WASHER
REMOVER**



See Page 20

**67750A SUPER DUTY 12 &
6 POINT OXYGEN SENSOR
WRENCH WITH HANDLE**



See Page 20

67900 OrganizeAIR™



See Page 20

**68800 LOW-PROFILE
PITMAN ARM POPPER**



See Page 21

**69610, 69630 HUB BEARING
REMOVER 12mm, 14mm**



See Page 22

**86100B UNIVERSAL
BRAKE CALIPER TOOL**



See Page 24

**86100B-7 1/2" DRIVE
BRAKE CALIPER ADAPTER**



See Page 25

88150 BENCH HEAD STAND



See Page 25

**88750B COMPACT SUPER
DUTY 12-AND 6-POINT
OXYGEN SENSOR WRENCH**



See Page 26

**88800 UNIVERSAL VALVE
ADJUSTMENT TOOL 13mm**



See Page 26

**88900 UNIVERSAL VALVE
ADJUSTMENT TOOL 12mm**



See Page 26

**88950 UNIVERSAL VALVE
ADJUSTMENT TOOL 10mm**



See Page 26

UNIVERSAL TOOLS

89250 MASTER CYLINDER PRESSURE CAP
See Page 25



See Page 26

90450 UNIVERSAL VALVE ADJUSTMENT TOOL 9/16"
See Page 25



See Page 26

91400B UPDATED UNIVERSAL OHC VALVE SPRING COMPRESSOR



See Page 27

91400B-LDT VALVE SPRING LOCK DOWN TOOL



See Page 27

91900 RADIATOR DRAIN PLUG SOCKET



See Page 27

92350 NARROW ACCESS VALVE STEM SEAL REMOVAL PLIERS



See Page 27

93750B OFFSET 2 1/8" SUPER DUTY 12 & 6 POINT OXYGEN SENSOR WRENCH



See Page 28

94170A BELT IT SERPENTINE, V-BELT AND TIMING BELT INSTALLATION ASSIST



See Page 28

96600 UNIVERSAL HOSE PLIERS 1/2" TO 3/4"



See Page 29

98110 RELAY AND FUSIBLE LINK SLIP JOINT PLIERS



See Page 30

GM

11700 DURAMAX LB7 INJECTOR PULLER KIT



See Page 8

12150 DURAMAX FUEL RAIL PRESSURE WRENCH



See Page 8

12400 DURAMAX TURBO VANE POSITION SENSOR SOCKET



See Page 9

12900 21mm and 24mm ALIGNMENT WRENCH



See Page 9

13100 GM DURAMAX WATER IN FUEL SENSOR WRENCH



See Page 10

13300 DURAMAX LLY, LBZ, LMM INJECTOR PULLER KIT



See Page 10

13350 CAMARO 3.6L HARMONIC DAMPER PULLEY PULLER



See Page 11

14300 DURAMAX FAN PULLEY HOLDER



See Page 13

15500, 15510, 15520 NOX AND SOOT SENSORS



See Page 14

61500B FAN CLUTCH WRENCH



See Page 16, 28, 32

61600 FAN CLUTCH WRENCH



See Page 15, 16, 28, 29, 31, 32

62800 GM HARMONIC DAMPER HOLDING TOOL



See Page 16

64900A UPGRADED HARMONIC DAMPER PULLEY PULLER



See Page 11, 17, 31

66200 GM DOOR BUSHING INSTALLATION TOOL



See Page 19

69200 GM DURAMAX CRANKSHAFT AND FLYWHEEL KIT



See Page 22

GM

69250 GM DURAMAX FLYWHEEL LOCK



See Page 22

93260 FAN CLUTCH WRENCH 36mm



See Page 28, 30

93480 GM TRANSMISSION SEAL REMOVAL AND INSTALLATION TOOL



See Page 28

96480 GM TRANSMISSION SEAL REMOVAL AND INSTALLATION TOOL



See Page 29

99800A FAN CLUTCH PULLEY HOLDER



See Page 28, 30, 32

CHRYSLER • DODGE • FIAT • JEEP

10800 FAN CLUTCH WRENCH



See Page 5, 28, 32

13450 DODGE HARMONIC DAMPER PULLEY PULLER



See Page 11, 31

14200 PNEUMATIC U-JOINT C-CLIP REMOVER



See Page 13

15200 DIESEL DEF TUBE RELEASE FORKS



See Page 14

15500, 15510, 15520 NOx AND SOOT SENSORS



See Page 14

15700 FIAT AND DODGE TIMING BELT WRENCH



See Page 14

61600 FAN CLUTCH WRENCH



See Page 15, 16, 28, 29, 31, 32

66150 FLARE NUT WRENCH FOR CUMMINS DIESEL ENGINE COMMON RAIL INJECTION



See Page 19

68450 SPARK PLUG BOOT REMOVER



See Page 21

88550 HEAVY DUTY 36mm FAN CLUTCH WRENCH



See Page 5, 25, 30

89100 CUMMINS SPECIAL OFFSET WRENCH 13mm



See Page 26

89150 CUMMINS SPECIAL OFFSET WRENCH 10mm



See Page 26

93260 FAN CLUTCH WRENCH 36mm



See Page 28, 30

95210 FAN CLUTCH WRENCH 36mm & 48mm



See Page 5, 15, 16, 28, 30-32

95650A CUMMINS ENGINE ROTATING TOOL



See Page 29

99100 FUEL INJECTION 6 POINT FLARE NUT SOCKET



See Page 30

99800A FAN CLUTCH PULLEY HOLDER



See Page 28, 30, 32

FORD

11400 FORD POWER STROKE 6.7L DIESEL INJECTOR SOCKETS



See Page 7

12250 FORD 6.4L TURBO ARM PULLER



See Page 9

13800 FORD 6.0L TENSIONER WRENCH



See Page 12

14200 PNEUMATIC U-JOINT C-CLIP REMOVER



See Page 13

15200 DIESEL DEF TUBE RELEASE FORKS



See Page 14

61600 FAN CLUTCH WRENCH



See Page 15, 16, 28, 29, 31, 32

68450 SPARK PLUG BOOT REMOVER



See Page 21

93260 FAN CLUTCH WRENCH 36mm



See Page 28, 30

95210 FAN CLUTCH WRENCH 36mm & 48mm



See Page 5, 15, 16, 28, 30-32

95260 FAN CLUTCH WRENCH 40mm



See Page 15, 16, 29, 31, 32

LARGE TRUCKS • DIESEL

13250 FUEL LINE DISCONNECT TOOL SET FOR 3/8" VOSS TYPE CONNECTORS



See Page 10

13260 FUEL LINE DISCONNECT TOOL SET FOR CUMMINS ISB AND ISX ENGINES



See Page 10

13270 FUEL LINE DISCONNECT TOOL SET FOR 1/2" VOSS TYPE CONNECTORS



See Page 10

13900 (13910, 13920) FUEL LINE SOCKETS 6 POINT FOR CUMMINS ENGINES



See Page 12

14200 PNEUMATIC U-JOINT C-CLIP REMOVER



See Page 13

15300 EGT SENSOR SOCKETS



See Page 14

15500, 15510, 15520 NOx AND SOOT SENSORS



See Page 14

61600 FAN CLUTCH WRENCH



See Page 15, 16, 28, 29, 31, 32

66150 FLARE NUT WRENCH FOR CUMMINS DIESEL ENGINE COMMON RAIL INJECTION



See Page 19

88550 HEAVY DUTY 36mm FAN CLUTCH WRENCH



See Page 5, 25, 30

89100 CUMMINS SPECIAL OFFSET WRENCH 13mm



See Page 26

89150 CUMMINS SPECIAL OFFSET WRENCH 10mm



See Page 26

95650A CUMMINS ENGINE ROTATING TOOL



See Page 29

99100 FUEL INJECTION 6 POINT FLARE NUT SOCKET



See Page 30

ACURA • HONDA

10950 HONDA / ACURA
SERPENTINE BELT
TENSIONER



See Page 5

60100A HONDA /ACURA
4" OFFSET HARMONIC
DAMPER PULLEY HOLDING
TOOL 50mm



See Page 15

65100, 65130 HONDA
/ ACURA BUSHING
X-TRACTOR™ REMOVAL
AND INSTALLATION KIT



See Page 18, 31

66750B SHIELDED OXYGEN
& AIR FUEL SENSOR
SOCKET



See Page 19

68100 HONDA /
ACURA FRONT LOWER
COMPLIANCE BUSHING
R&R TOOL



See Page 20

88800 UNIVERSAL VALVE
ADJUSTMENT TOOL 12mm



See Page 26

88800, 88950 UNIVERSAL
VALVE ADJUSTMENT TOOL



See Page 26

96800 CAMSHAFT PULLEY
HOLDING TOOL



See Page 7, 30

LEXUS • TOYOTA

10200 TOYOTA "TOP
ACCESS" SERPENTINE
BELT TENSIONER WRENCH



See Page 5

10950 HONDA / ACURA
SERPENTINE BELT
TENSIONER



See Page 5

11500 CAMSHAFT PULLEY
HOLDING TOOL



See Page 7

13500 TOYOTA WATER
PUMP PULLEY WRENCH



See Page 12

14150 TOYOTA PARKING
BRAKE TOOL



See Page 13

15800 TOYOTA SERPENTINE
BELT WRENCH



See Page 5, 15

63800 CAM SEAL INSTALLER



See Page 16

64300 LEXUS & TOYOTA
HARMONIC DAMPER
PULLEY HOLDING TOOL



See Page 17

64400 TOYOTA HARMONIC
DAMPER HOLDING TOOL



See Page 17

65400 LEXUS & TOYOTA
FRONT AXLE LOCK NUT
REMOVER KIT



See Page 18

65510 TOYOTA / LEXUS V6
CAM SEAL R&R TOOL



See Page 18

66750B SHIELDED OXYGEN
& AIR FUEL SENSOR
SOCKET



See Page 19

68960 TOYOTA / LEXUS
39mm 12 POINT SOCKET
AXLE NUT



See Page 21

88250 TOYOTA / LEXUS
VALVE ADJUSTMENT
TOOLS



See Page 25

88800 UNIVERSAL VALVE
ADJUSTMENT TOOL 12mm



See Page 26

LEXUS • TOYOTA

**88950 UNIVERSAL VALVE
ADJUSTMENT TOOL 10mm**



See Page 26

**96800 CAMSHAFT PULLEY
HOLDING TOOL**



See Page 7, 30

**97300 TIMING BELT
TENSIONER**



See Page 30

NISSAN • HYUNDAI • SUBARU

**11500 CAMSHAFT PULLEY
HOLDING TOOL**



See Page 7

**63800 CAM SEAL
INSTALLER**



See Page 16

**64900A UPGRADED
HARMONIC DAMPER
PULLEY PULLER**



See Page 11, 17, 31

**66750B SHIELDED OXYGEN
& AIR FUEL SENSOR
SOCKET**



See Page 19

**88800 UNIVERSAL VALVE
ADJUSTMENT TOOL 12mm**



See Page 26

**88950 UNIVERSAL VALVE
ADJUSTMENT TOOL 10mm**



See Page 26

**96800 CAMSHAFT
PULLEY HOLDING TOOL**



See Page 7, 30

**98700 TENSION PULLEY
SPANNER WRENCH**



See Page 30

MAZDA • MITSUBISHI

**61600 FAN CLUTCH
WRENCH**



See Page 15, 16, 28, 29, 31, 32

**63800 CAM SEAL
INSTALLER**



See Page 16

**66750B SHIELDED OXYGEN
& AIR FUEL SENSOR
SOCKET**



See Page 19

**93260 FAN CLUTCH
WRENCH 36mm**



See Page 28, 30

**95210 FAN CLUTCH
WRENCH 36mm & 48mm**



See Page 5, 15, 16, 28, 30-32

**98700 TENSION PULLEY
SPANNER WRENCH**



See Page 30

**99700 DOHC VALVE
LIFTER REMOVAL TOOL**



See Page 30

AUDI

12200 VW / AUDI DIESEL INJECTOR PULLER




See Page 8

12700 & 12730 AUDI, BMW, VW BRAKE BLEEDER WRENCHES 11mm



See Page 9

12900 AUDI, BMW, VW, PORSCHE ALIGNMENT WRENCH



See Page 9

61600 FAN CLUTCH WRENCH



See Page 15, 16, 28, 28, 31, 32

62100 AUDI, BMW, VW FAN CLUTCH WRENCH



See Page 16, 32

67600 AUDI & VW TIMING BELT PULLEY HOLDER



See Page 20

67650 AUDI & VW TIMING BELT TENSIONER RELEASE TOOL



See Page 20

68950 AUDI, BMW & VW 32mm 12 POINT DEEP SOCKET AXLE NUT



See Page 21

83400 CIS FUEL INJECTOR PULLER




See Page 24

86400 AUDI & VW TENSION PULLEY SPANNER WRENCH



See Page 25

87300 VW & AUDI STRUT SHOCK NUT SOCKET



See Page 25

89250 MASTER CYLINDER PRESSURE CAP



See Page 26

96280 AUDI & VW POWER STEERING & WATER PUMP PULLEY REMOVAL & REPLACEMENT AID



See Page 29

BMW

11800 BMW INJECTOR PULLER



See Page 8

12500 BMW T-60 TORX SERPENTINE BELT TENSIONER TOOL




See Page 9

12700 & 12710 AUDI, BMW, VW BRAKE BLEEDER WRENCHES 11mm



See Page 9

12900 AUDI, BMW, VW, PORSCHE ALIGNMENT WRENCH



See Page 9

13400, 13410, 13420 BMW INJECTOR LINE SOCKETS 14mm & 17mm 12 POINT 3/8" DRIVE



See Page 11

61600 FAN CLUTCH WRENCH



See Page 15, 16, 28, 29, 30, 31

62100 AUDI, BMW, VW FAN CLUTCH WRENCH



See Page 16, 32

63100 BMW "A" ARM THRUST BUSHING WRENCH



See Page 16

68950 AUDI, BMW & VW 32mm 12 POINT DEEP SOCKET AXLE NUT



See Page 21

MERCEDES BENZ

**12800 MERCEDES BENZ
272 /273 CAM LOCK**



See Page 9


PORSCHE

**12900 AUDI, BMW, VW,
PORSCHE ALIGNMENT
WRENCH**



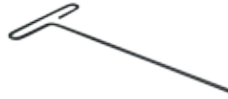
See Page 9

**80400 BOSCH
ADJUSTMENT WRENCH**



See Page 23

**80460 BOSCH
ADJUSTMENT WRENCH**



See Page 24

**80350 PORSCHE & VW
FLYWHEEL LOCK**



See Page 23

**83400 CIS FUEL INJECTOR
PULLER**



See Page 24

VOLVO

**10950 HONDA / ACURA /
VOLVO SERPENTINE BELT
TENSIONER**



See Page 5

**69800 VOLVO FUEL PUMP
SOCKET**



See Page 22

VW

**12200 VW / AUDI DIESEL
INJECTOR PULLER**



See Page 8

**12700 & 12720 AUDI,
BMW, VW BRAKE BLEEDER
WRENCHES 11mm**



See Page 9

**12900 AUDI, BMW, VW,
PORSCHE ALIGNMENT
WRENCH**



See Page 9

**67600 AUDI & VW TIMING
BELT PULLEY HOLDER**



See Page 20

**67650 AUDI & VW
TIMING BELT TENSIONER
RELEASE TOOL**



See Page 20

**68950 AUDI, BMW & VW
32mm 12 POINT DEEP
SOCKET AXLE NUT**



See Page 21

**79100A VW MULTIPLE
USE CRANKSHAFT GEAR
PULLEY**



See Page 23

**79400A VW VALVE
SPRING REMOVAL TOOL**



See Page 23

**83400 CIS FUEL
INJECTOR PULLER**



See Page 24


**86400 AUDI & VW
TENSION PULLEY
SPANNER WRENCH**



See Page 25

VW

87300 VW & AUDI STRUT SHOCK NUT SOCKET



See Page 25

88900 UNIVERSAL VALVE ADJUSTMENT TOOL 13mm



See Page 26

96280 AUDI & VW POWER STEERING & WATER PUMP PULLEY REMOVAL & REPLACEMENT AID



See Page 29

MOTORCYCLE

14500 HARLEY DAVIDSON CLUTCH ADJUSTMENT WRENCH



See Page 13

67250 HARLEY DAVIDSON FRONT FORK CAP TOOL



See Page 19

93750B OFFSET 2 1/8" SUPER DUTY 12 & 6 POINT OXYGEN SENSOR WRENCH



See Page 28

WHERE TO PURCHASE

The staff of SP Tools/Schley Products Inc., as well as its distribution network, is grateful to you for choosing SP Tools as your source for professional specialty automotive tools. Our extensive line of specialty tools are manufactured to the quality standards you demand as a professional technician. You will not find SP Tools/Schley Products at retail outlets such as hardware and discount stores. SP Tools/Schley Products is a manufacturer and we do not sell directly to the public.

We support an established network of wholesale distributors and mobile tool trucks that service professional automotive technicians. Therefore, if you are interested in any of the products you see inside this catalog, please contact your favorite mobile tool distributor for pricing and availability. We also invite you to visit our website and YouTube channel for additional product information, specifications and demonstrations.

SP Tools/Schley Products — The World Leader in Profit Producing Tools.

NOTES

Tech Tools is an opportunity for SP Tools/Schley Products to bring to market innovative and unique products for the professional technician. We see this new line as an opportunity to fulfill the needs of the technician through unique solutions. Adhering to the traditions of the SP Tools/Schley Products style, the tools will be extremely useful and allow the technician to accomplish specialized tasks in an easier, more time efficient method.

As the tech tools line grows, please visit Technician-Tools.com for more innovative items as they become available.

www.Technician-Tools.com



T1702 Universal Broken Exhaust Drill Guide Kit

It's inevitable that a technician will encounter a broken stud during an engine service, and that's where this Exhaust Stud Drill Fixture pays for itself. This tool allows the user to drill and repair 8mm and 10mm exhaust studs, as well as threaded studs in a variety of other locations on the engine and transmission. The fixture anchors off two good studs and creates a center to drill a pilot into the broken stud. The kit includes pilots, bushings, spacers, drill stops and other required tools. This kit allows the technician to work more efficiently, while saving time and improving their potential to make more profits.

Features:

- Fits 8mm and 10mm exhaust studs
- Anchors off two good studs to center a drilling pilot over a broken stud
- 4mm Pilot for progressive drilling
- Kit includes pilots, bushings, spacers, drill stops, hex wrenches, drill bits and other required tools
- Allows repairs to be made without removing the engine

Specs: 14" L x 8" D x 2.25" H

Weight 3.0 lbs

Imported



T1701 Universal Adjustable 3-Leg Fuel Pump Wrench

Save time and simplify the job involved with removing and installing the fuel pump retaining ring that holds the fuel pump module onto the gas tank. This tool has a sturdy three-leg design that can be firmly placed on the retainer. Driving the fastener from three points reduces the possibility of slipping or damaging the retainer. Having the right tool for the job helps a technician work more efficiently while also reducing the risk of damaging any components that are being serviced.

Features:

- Designed to grip both inside and outside retainer tabs
- Removes and installs the fuel pump retaining ring
- Universal design fits most plastic retainers
- Adjustable from 3.6" to 6.8"
- Three legs provide better balance and a stronger drive

Specs: 5.50" L x 5.50" D x 3.30" H

Weight 2.40 lbs

Imported



INNER GRAB

OUTER GRAB

REPLACEMENT PARTS

11000 & 11000A MOBILE HYDRAULIC PRESS TOOL SETS

11010	44 PIECE HYDRAULIC RAM SET
11010-FS	FRAME AND SPINDLE
11010-SPINDLE	UPGRADED 20MM SPINDLE FOR RAM
11010-SPINDLE TIP	UPGRADED TIP FOR SPINDLE
11010-36	18.2 TON HYDRAULIC CYLINDER
11010-01	DEEP SOCKET D26*d18*110L-BLK
11010-02	DEEP SOCKET D26*d20*110L-BLK
11010-03	DEEP SOCKET D30*d22*110L-BLK
11010-04	DEEP SOCKET D32*d24*110L-BLK
11010-05	DEEP SOCKET D34*d26*110L-BLK
11010-06	DEEP SOCKET D36*d28*110L-BLK
11010-07	DEEP SOCKET D38*d30*110L-BLK
11010-08	DEEP SOCKET D40*d32*110L-BLK
11010-09	DEEP SOCKET D42*d34*110L-BLK
11010-10	DEEP SOCKET D44*d36*110L-BLK
11010-11	DEEP SOCKET D46*d38*110L-BLK
11010-12	DEEP SOCKET D48*d40*110L-BLK
11010-13	DEEP SOCKET D50*d42*110L-BLK
11010-14	DEEP SOCKET D52*d44*110L-BLK
11010-15	DEEP SOCKET D54*d46*110L-BLK
11010-16	DEEP SOCKET D56*d48*110L-BLK
11010-17	DEEP SOCKET D58*d50*110L-BLK
11010-18	DEEP SOCKET D60*d52*110L-BLK
11010-19	DEEP SOCKET D62*d54*110L-BLK
11010-20	DEEP SOCKET D64*d18*110L-BLK
11010-21	DEEP SOCKET D66*d58*110L-BLK
11010-22	DEEP SOCKET D68*d60*110L-BLK
11010-01A	SOCKET D26*d18*40L-GOLD
11010-02A	SOCKET D28*d20*40L-GOLD
11010-03A	SOCKET D30*d22*40L-GOLD
11010-04A	SOCKET D32*d24*40L-GOLD
11010-05A	SOCKET D34*d26*40L-GOLD
11010-06A	SOCKET D36*d28*40L-GOLD
11010-07A	SOCKET D38*d30*40L-GOLD
11010-08A	SOCKET D40*d32*40L-GOLD
11010-09A	SOCKET D42*d34*40L-GOLD
11010-10A	SOCKET D44*d36*40L-GOLD
11010-11A	SOCKET D46*d38*40L-GOLD
11010-12A	SOCKET D48*d40*40L-GOLD
11010-13A	SOCKET D50*d42*40L-GOLD
11010-14A	SOCKET D52*d44*40L-GOLD
11010-15A	SOCKET D54*d46*40L-GOLD
11010-16A	SOCKET D56*d48*40L-GOLD
11010-17A	SOCKET D58*d50*40L-GOLD
11010-18A	SOCKET D60*d52*40L-GOLD
11010-19A	SOCKET D62*d54*40L-GOLD

11010	44 PIECE HYDRAULIC RAM SET
11010-20A	SOCKET D64*d56*40L-GOLD
11010-21A	SOCKET D66*d58*40L-GOLD
11010-22A	SOCKET D68*d60*40L-GOLD

	HOSE COUPLER
11040-2	COUPLER 3/8"

11070	LARGE CUP KIT
11070-0	Blow Molded Case
11070-51	DEEP SOCKET D72*d62*110L-BLACK
11070-52	DEEP SOCKET D72*d64*110L-BLACK
11070-53	DEEP SOCKET D74*d66*110L-BLACK
11070-54	DEEP SOCKET D76*d68*110L-BLACK
11070-55	DEEP SOCKET D78*d70*110L-BLACK
11070-56	DEEP SOCKET D80*d72*110L-BLACK
11070-57	DEEP SOCKET D82*d74*110L-BLACK
11070-58	DEEP SOCKET D84*d76*110L-BLACK
11070-59	DEEP SOCKET D86*d78*110L-BLACK
11070-60	DEEP SOCKET D88*d80*110L-BLACK
11070-51A	SOCKET D70*d62*40L-GOLD
11070-52A	SOCKET D72*d64*40L-GOLD
11070-53A	SOCKET D74*d66*40L-GOLD
11070-54A	SOCKET D76*d68*40L-GOLD
11070-55A	SOCKET D78*d70*40L-GOLD
11070-56A	SOCKET D80*d72*40L-GOLD
11070-57A	SOCKET D82*d74*40L-GOLD
11070-58A	SOCKET D84*d76*40L-GOLD
11070-59A	SOCKET D86*d78*40L-GOLD
11070-60A	SOCKET D88*d80*40L-GOLD

11080	4 PIECE PULLER ROD KIT
11080-31	SPARE M10*1.5P PULLER SPINDLE
11080-32	SPARE M12*1.75P PULLER SPINDLE
11080-33	SPARE M14*2.0P PULLER SPINDLE
11080-34	SPARE M16*2.0P PULLER SPINDLE

11100	MANUAL BUSHING R&R TOOL SET
11100-01A	PAD WITH 3 HOLES (A,B side)
11100-02	ACME SPINDLE M10XP1.5(450mmL)
11100-03	ACME SPINDLE M12XP1.75(450mmL)

11100	MANUAL BUSHING R&R TOOL SET
11100-04	ACME SPINDLE M14XP2.0(450mmL)
11100-05	ACME SPINDLE M16XP2.0(450mmL)
11100-06	PRESS ADAPTER
11100-75	D85*d75 GOLD SLEEVE (95mmL)
11100-80	D90*d80 GOLD SLEEVE (95mmL)
11100-34	SLEEVE D44*d34*95L (GOLD)
11100-36	SLEEVE D46*d36*95L (GOLD)
11100-38	SLEEVE D48*d38*95L (SILVER)
11100-40	SLEEVE D50*d40*95L (SILVER)
11100-42	SLEEVE D52*d42*95L (SILVER)
11100-44	SLEEVE D54*d44*95L (GOLD)
11100-46	SLEEVE D56*d46*95L (GOLD)
11100-48	SLEEVE D58*d48*95L (GOLD)
11100-50	SLEEVE D60*d50*95L (SILVER)
11100-52	SLEEVE D62*d52*95L (SILVER)
11100-54	SLEEVE D64*d54*95L (SILVER)
11100-56	SLEEVE D66*d56*95L (GOLD)
11100-58	SLEEVE *d58*95L (GOLD)
11100-60	SLEEVE D70*d60*95L (GOLD)
11100-62	SLEEVE D72*d62*95L (SILVER)
11100-64	SLEEVE D74*d64*95L (SILVER)
11100-66	SLEEVE D76*d66*95L (SILVER)
11100-68	SLEEVE D78*d68*95L (GOLD)
11100-70	SLEEVE D80*d70*95L (GOLD)
11100-72	SLEEVE D82*d72*95L (GOLD)
11100-BEARING	BEARING ASSEMBLY

11700	DURAMAX 7B7 INJECTOR PULLER
11700-1	PULLER BODY
11700-2	SPECIAL NUT
11700-3	BRIDGE
11750-1	REMOVAL FORK
11700-0-T	BLOWN MOLDED BOX
100-3/8-16 X 2	FULLY THREADED BOLT

12200	VW/ AUDI INJECTOR PULLER
12200-1	PULLER FOOT
12200-2	14mm-18mm THREADED ADAPTER
12200-3	PULLER YOKE
12200-4	PULLER YOKE ADAPTER
12200-5	SLIDE WEIGHT
12200-6	SLIDE SHAFT
12200-0-T	BLOW MOLDED BOX

REPLACEMENT PARTS

12200	VW/ AUDI INJECTOR PULLER
400-1400-87-G	SNAP RING 7/8 EXTERNAL
270-8mm	ACORN NUT

13350	CAMARO 3.6L HARMONIC DAMPER PULLEY PULLER
97400-1-T	PULLEY PULLER HUB
13350-1	PULLEY PULLER LEG FOR GM
97400-3-T	CENTER BOLT
97400-5-T	CLEVIS PIN
97400-6	PULLEY PULLER PUSH ROD 4.0"
97400-4	PULLEY PULLER PUSH ROD 5.5"
97400-7	PULLEY PULLER PUSH ROD 7.5"
64900-8	PULLEY PULLER PUSH ROD 6.5"
64900-0-T	BLOW MOLDED BOX

13450	DODGE 5.7 & 3.5L HARMONIC DAMPER PULLEY PULLER
97400-1-T	PULLEY PULLER HUB
13450-1	PULLEY PULLER LEG DODGE 5.7L
97400-3-T	CENTER BOLT
97400-5-T	CLEVIS PIN
97400-6	PULLEY PULLER PUSH ROD 4.0"
97400-4	PULLEY PULLER PUSH ROD 5.5"
97400-7	PULLEY PULLER PUSH ROD 7.5"
64900-8	PULLEY PULLER PUSH ROD 6.5"
64900-0-T	BLOW MOLDED BOX

63800	TOYOTA / LEXUS / MAZDA / NISSAN CAM SEAL INSTALLER
63800-1	CAM SEAL INSTALLER CUP
63800-2	2.50" LONG 1/2X20 - M12X1.25 SET SCREW
63800-3	2.50" LONG 1/2X20 - M10X1.25 SET SCREW
200-1/2-20	HEX NUT
300-1/2 ID	WASHER

64900A	HARMONIC DAMPER PULLEY PULLER
97400-1-T	PULLEY PULLER HUB
64900A-1	PULLEY PULLER ARM (SILVER)
97400-3-T	CENTER BOLT

64900A	HARMONIC DAMPER PULLEY PULLER
97400-5-T	CLEVIS PIN
97400-6	PULLEY PULLER PUSH ROD 4.0"
97400-4	PULLEY PULLER PUSH ROD 5.5"
97400-7	PULLEY PULLER PUSH ROD 7.5"
64900-8	PULLEY PULLER PUSH ROD 6.5"
64900-0-T	BLOW MOLDED BOX

65100 & 65130	HONDA / ACURA BUSHING X-TRACTOR™
65100-1-MA	CUP
65100-9	PULLER ASSEMBLY
65100-5-T	BOLT WITH TIP
65120	ACURA INTEGRA ADAPTER (65130 only)
65100-0-T	BLOW MOLDED BOX
65110	REPLACEMENT CABLE
64900-0-T	BLOW MOLDED BOX

65510	TOYOTA/LEXUS CAM SEAL R&R TOOL
65500-2	REMOVER CUP
63800-2	THREADED STEP STUD
65500-4-MA-C	REMOVAL STUD
63800-1	INSTALLER CUP
200-1/2-20	HEX NUT
300-1/2 ID	WASHER
65510-0-TR	BLOW MOLDED BOX

67600	VW / AUDI TIMING BELT PULLEY HOLDER
150-M8X1.25X35	BOLT M8X1.25X35
350-8mm	WASHER 8mm

67650	VW / AUDI TIMING BELT TENSIONER RELEASE TOOL
97300-5	LOCK PIN

68100	HONDA/ACURA FRONT LOWER COMPLIANCE BUSHING TOOL
68100-2	BUSHING R&R PISTON
68100-5-C	BOLT 14mm 2.0X9"
68100-6-C	BUSHING R&R 59mm CUP
68100-7-C	BUSHING R&R 74mm CUP
68100-8-C	NUT 14 mm 2.0X45mm
68100-0-T	BLOW MOLDED BOX
68100BK	BOLT AND NUT KIT

86100B	UNIVERSAL BRAKE CALIPER KIT
85250-1	STUD 7/8 - 9 X 6"
85250-2	RETAINING "C" RING FOR STUD
85250-3	1/4" PLATE
85250-4	NUT 7/8" - 9 X 3"
85250-5	SNAP RING 1-1/8"
85250-7	ADAPTER #1
85250-8	ADAPTER #2
85250-9A	ADAPTER #3
85250-10	ASSEMBLED MAIN BODY (INCLUDES 85250-1 THROUGH 85250-5)
86150-4	ADAPTER #4
86150-5	ADAPTER #5
86150-6	ADAPTER #6
86100B-7	ADAPTER #7

91400B	UNIVERSAL VALVE SPRING COMPRESSOR
91400B-1-C	HEX MAIN BAR
91400-2	STAND (2 required)
91400-2A	DEPRESSING TUBE
91400-3A	ARM
91400-4-C	DOUBLE HEX SLIDE (2 required)
91400-5-C	SMALL LEVER ARM
91400A-0-TR	BLOW MOLDED BOX
500-1/4X1	CLEVIS PIN (3 required)

97300	TIMING BELT TENSIONER
97300-5	LOCK PIN

NEW TOOL SUBMISSION FORM

SCHLEY PRODUCTS INC. IDEA SUBMISSION AGREEMENT

Enclosed herewith is a new product or new idea as described below. By submitting the same, the undersigned represents and warrants that he/she is the sole owner of the entire right, title, and interest in and to such new idea of new product and has the right to transfer all such right, title, and interest in and to such product or idea to Schley Products, Inc.

My product (or) idea relating to _____

_____ is submitted to you on a non-confidential basis and its' submission does not obligate Schley Products in any way. I understand that upon submission of my product or idea Schley will promptly review and consider whether Schley desires to offer me an award or royalty contract to use the product or idea. In the event I do not enter into a contract with Schley, I understand that Schley assumes no obligation and that any claim which I may have shall be based solely upon patent rights I might now have or will obtain on my product or idea.

It is understood by me that Schley Products Inc., will not be bound in any manner by suggestions or ideas of a general nature not in such a form when disclosed that they can be protected under the Patent and Copyright Laws of the United States of America.

I hereby release Schley Products Inc., and its representatives of any liability in this connection and rely solely upon such protection of my creation as is afforded me under the Patent and Copyright Laws of the United States of America.

The undersigned further represents and warrants that he/she has read and understands the Idea Submission Policy of Schley Products, Inc., dated January 1, 1992, and does hereby agree that this new product or new idea is being submitted subject to each and every one of the terms and conditions set forth in such Policy. The undersigned further represents and warrants that he/she is eighteen (18) years of age or older. (If not, this Agreement must also be signed a parent of guardian.)

Name _____

Address _____

Telephone Number ____ (____) _____

Signature _____ Date _____

Name of item being submitted: _____

Brief description of item: _____

1. Have you done a patent search? YES _____ NO _____
2. Have you filed a patent application? YES _____ NO _____
3. Do you have a patent? YES _____ NO _____
4. When did you first conceive this idea? _____
5. Do you have a working model? YES _____ NO _____

List here each separate document and piece included with submission. Please enclose copies of any documents which you may pertaining to your idea, including any patent. _____

NEW TOOL SUBMISSION FORM

NEW TOOL IDEA SUBMISSION FORMS

Thank you for your interest in having Schley Products Inc. review your automotive hand tool idea. Schley Products is a leader in bringing new products to the market over the past several years. Our development time for products is unparalleled which can result in award or royalty payments sooner for the inventor. Our wide base of distribution includes private labeling for major mobile tool suppliers and includes direct supply to new car manufacturers for their dealerships.

Schley Products evaluates new products using a number of steps. These steps include market research that determines whether there is good potential for your idea. Market potential includes looking at areas such as; a precise solution to a problem, originality and uniqueness, making a job easier, or a better design of a present tool.

If we determine your idea has good market potential, we will offer an award or royalty agreement. The amount of the award or royalty bases itself on the market potential of your idea. The decision of Schley Products Inc., with respect to the award or royalty, is solely at the discretion of Schley Products Inc., and is final.

Following you'll find an IDEA SUBMISSION POLICY & IDEA SUBMISSION AGREEMENT You can fill out and send in to us with a working model, photograph or drawing of your idea. This will help benefit the market research phase of the development process. In order to gain full protection for your idea you can file for patent protection prior to submitting your idea. However, most of the inventors that we have dealt with over the years have not taken this route initially. They have relied on Schley's reputation for treating inventors fairly and have found it unnecessary to go the expense of filing a patent application until such time as it becomes apparent that the idea is marketable and further protection is desirable.

We are looking forward to receiving your information packet for review. You can send your idea to the address below.

Very truly yours,

SCHLEY PRODUCTS INC.,
5350 E. Hunter Ave
Anaheim CA., 92807

SCHLEY PRODUCTS INC. IDEA SUBMISSION POLICY January 1, 2016

Schley Products Inc., appreciates the opportunity to review and evaluate new products and new ideas presented to it. Schley Products strives to give intelligent consideration and to deal frankly and fairly with those persons and organizations who make such presentations. Schley Products employs a staff of creative designers and engineers who originate and create, engineer and produce ideas and new products and who develop methods and techniques of improving those products already in production. This staff may have developed or have had suggested or will have suggestions to them a product or process similar to or identical with that which you wish Schley Products to consider. You can understand that Schley Products cannot and will not become obligated to pay for products and ideas that are already available to it. Accordingly, and in order to ensure against any misunderstandings, it is necessary to set forth the terms and conditions upon which Schley Products will review and evaluate your suggestions and samples of new products and new ideas.

Prior to signing the attached IDEA SUBMISSION AGREEMENT, please be sure that you have read and fully understand the following terms and conditions which regulate and govern that basis of your presentation. These conditions are as follows:

1. Schley Products will review a new product or new idea only when the same is accompanied by the attached Idea Submission Agreement properly signed and filled out. A separate form must be submitted for each new product or idea. The form will not be returned, therefore, you should retain one copy for your own records.
2. If Schley Products elects not to further pursue your new product or new idea, we will attempt to return it to you, but Schley Products shall have no liability of for any reason all or any portion of the presented material is not returned to you or if there is any damage to the presented material. Accordingly, you should retain a complete copy of all presented material for your own records.
3. The decision as to whether or not Schley Products will pursue the product or idea presented is solely within the discretion of Schley Products, this decision in such regard will be final and conclusive.
4. Should a new product or new idea be rejected, Schley Products has no obligation to disclose the reasons for such rejection since by such disclosure, Schley Products might be placed in a position of premature disclosure of its merchandising plans.
5. Schley Products cannot agree to hold your presentation in confidence for the reason that it must be disclosed to various employees and sometimes to those outside the company in order to determine its value and usefulness to Schley Products. Accordingly, is understood and agreed that no confidential relationship is expressed or implied by Schley Products acceptance of your presented materials for consideration and evaluation; and by presenting the subject materials, you hereby authorize Schley Products to disclose the same to such of its employees and to such other persons or entities as may be necessary or desirable for Schley Products, in its sole discretion, to determine the value and usefulness of the presented materials.
6. Schley Products has no obligation to compensate you for the idea or products described in the materials submitted, whether or not such ideas or products were already in the public domain or were previously known by Schley Products or its affiliates.
7. No officer, employee or representative of Schley Products is permitted to accept disclosure of an idea "in confidence" and no "confidential relation" may be established with the submitter.
8. Unless and until a mutually satisfactory agreement is signed extending rights in your idea or product suggestion, it is understood and agreed that you retain all rights afforded you by the patent, trademark, and copyright laws of the United States with respect to your idea or product suggestion.
9. Ordinarily, Schley Products will review a new product or new idea only when the same is presented in a tangible medium such as a sketch, written explanation and/or set of instructions, video, or prototype form.

The conditions given above have been established for the purpose of retaining the goodwill of the submitter and maintaining the good name of Schley Products Inc. If the submitter is willing to recognize the above conditions and sign the following Idea Submission Agreement, Schley Products Inc., will be glad to receive this disclosure and give it full consideration.

Thank you for your interest in our company.

Signature _____ Date _____

Part Number Index

10200.....	5, 37	13400.....	11, 39	66100.....	18, 33	88750B.....	26, 33
10500.....	5, 33	13410.....	11, 39	66110.....	18, 33	88800.....	26, 33, 37, 38
10800.....	5, 28, 32, 35	13420.....	11, 39	66120.....	18, 33	88900.....	26, 33, 41
10950.....	5, 37, 40	13450.....	11, 31, 35, 43	66130.....	18	88950.....	26, 33, 37, 38
11000.....	6, 43	13451.....	11, 31	66150.....	19, 35, 36	89100.....	26, 35, 36
11000A.....	6, 43	13500.....	12, 37	66200.....	19, 34	89150.....	26, 35, 36
11010.....	6, 43	13700.....	12, 33	66750B.....	19, 37, 38	89250.....	26, 34, 39
11015.....	6	13800.....	12, 36	67250.....	19, 41	90450.....	26, 34
11020.....	6	13900.....	12, 36	67300.....	19, 24, 33	91400B.....	27, 31, 34, 44
11030.....	6	13910.....	12, 36	67380.....	19, 33	91400B-LDT.....	27, 34
11030A.....	6	13920.....	12, 36	67600.....	20, 39, 40, 44	91410B.....	27, 31
11040-1.....	6, 43	14000.....	13, 33	67650.....	20, 39, 40, 44	91900.....	27, 34
11050.....	6	14150.....	4, 13, 37	67700.....	20, 33	92350.....	27, 34
11060.....	6	14200.....	4, 13, 35, 36	67750A.....	20, 33	93260.....	28, 30, 35, 36, 38
11070.....	6, 43	14300.....	13, 34	67900.....	20, 33	93480.....	28, 35
11080.....	6, 43	14500.....	4, 13, 41	68100.....	20, 37, 44	93750B.....	28, 34, 41
11090.....	6	15200.....	4, 14, 35, 36	68450.....	21, 35, 36	94170A.....	28, 34
11100.....	7, 33, 43-44	15300.....	4, 14, 33, 36	68800.....	21, 32	95210.....	5, 15, 16, 28, 30-32, 35, 36, 38
11400.....	7, 36	15500.....	14, 34, 35, 36	68950.....	21, 33, 39, 40	95260.....	15, 16, 29, 31, 32, 36
11500.....	7, 37, 38	15510.....	14, 34, 35, 36	68960.....	21, 37	95650A.....	29, 35, 36
11600.....	7, 33	15520.....	14, 34, 35, 36	69200.....	22, 34	96280.....	29, 39, 41
11700.....	8, 34, 43	15600.....	4, 14, 33	69250.....	22, 35	96480.....	29, 35
11800.....	8, 39	15700.....	14, 35	69610.....	22, 33	96600.....	29, 34
11880.....	8, 33	15800.....	5, 15, 37	69630.....	22, 33	96800.....	7, 30, 37, 38
12150.....	8, 34	60100A.....	15, 37	69800.....	22, 40	97300.....	30, 38, 44
12200.....	8, 39, 40, 43	61200.....	15, 31	79100A.....	23, 40	98110.....	30, 34
12250.....	9, 36	61260.....	15, 31	79400A.....	23, 40	98700.....	30, 38
12400.....	9, 34	61500B.....	16, 28, 32, 34	80350.....	23, 40	99100.....	30, 35, 36
12500.....	9, 39	61600.....	15, 16, 28, 29, 31, 32, 34-39	80400.....	23, 40	99700.....	30, 38
12700.....	9, 39, 40	62100.....	16, 32, 39	80460.....	24, 40	99800A.....	28, 30, 32, 35
12710.....	9, 39, 40	62800.....	16, 34	83400.....	24, 39, 40		
12720.....	9, 40	63100.....	16, 39	85250-10.....	19, 44		
12730.....	9, 39	63800.....	16, 37, 38, 44	85250A.....	24		
12800.....	9, 40	64300.....	17, 37	86100B.....	24, 33, 44		
12900.....	9, 34, 39, 40	64400.....	17, 37	86100B-7.....	19, 24, 25, 33, 44		
13000.....	10, 33	64900A.....	11, 17, 31, 34, 38, 44	86150.....	24, 44		
13100.....	10, 34	64910A.....	17, 31	86400.....	25, 39, 40		
13250.....	4, 10, 36	65100.....	18, 31, 37, 44	87300.....	2, 39, 41		
13260.....	4, 10, 36	65120.....	18, 31, 44	88150.....	25, 33		
13270.....	4, 10, 36	65130.....	18, 31, 37, 44	88250.....	25, 37		
13300.....	10, 34	65350.....	18, 33	88250-6.....	25		
13350.....	11, 31, 34, 43	65400.....	18, 37	88251.....	25		
13351.....	11, 31	65510.....	18, 37, 44	88550.....	5, 25, 30, 35, 36		



THE LEADER IN PROFIT PRODUCING TOOLS



19 TIME WINNER



13 TIME WINNER



-  www.facebook.com/schleytools
-  www.youtube.com/schleytools
-  [instagram @schleytools](https://www.instagram.com/schleytools)
-  [twitter @schleytools](https://twitter.com/schleytools)

Warranty Policy/Period Schley Products Inc., warrants their Specialty Hand Tools to be free from defects in material and workmanship for one year. There is no implied or expressed warranty for damage due to normal wear and tear, abuse use of impact, use in production, or use of the tool for other than its intended specialty application.

The exclusive remedy for any item found to be defective under this warranty is limited to the repair or replacement of the defective tool or piece of equipment. Schley Products Inc. shall not be liable for any consequential or incurred damages. Final determination of defects shall be made by Schley Products Inc.